



Cook your **way to life**

Teka Kitchen
Appliances
2019

TEKA

Teka

Kitchen appliances

TEKA GROUP	XX
COOK YOUR WAY TO LIFE	XX
OUR VALUES	XX
WORLDWIDE PRESENCE	XX
BASED ON YOU	XX
PROJECTS	XX

PRODUCTS



Ovens
XXX



Microwaves
XXX



Hobs
XXX



Free standing
cooker
XXX



Hoods
XXX



Cold line
XXX



Dishwashers
XXX



Laundry
XXX



Water heaters
XXX



Sinks
XXX



Kitchen taps
XXX



Teka Group

*Thousands of solutions.
Millions of moments.*

Teka Group belongs to the German Heritage B holding, being the consumption section specialist in kitchen and bath household appliances. Teka Group comprehends different worldwide leading brands, such as Teka, Küppersbusch, Intra, Mofem or Thor. The group, with more than 140 years of history, has become an international example of household appliances and sanitary manufacturing. Teka brand is one of the most important European manufacturer of stainless steel sinks, built-in kitchen appliances, and bath solutions. As of today, Teka owns 15 factories and 4.000 workers around the world, with presence in more than 120 countries in five continents.

TEKA

Küppersbusch
FÜR KÜCHEN MIT STIL

intra
SCANDINAVIAN DESIGN


MOFÉM

Cook your way to life

The kitchen is the heart of your home. In Teka, we design appliances to be the soul of your kitchen. Because it is here where life happens, where some of the best moments of our lives take place.

The kitchen is more for us than just a place where meals are made. It is a place to laugh, to dream, to contribute, to talk, to make decisions, to share news, to make life plans and, in the end, a place to live unforgettable moments. For all these reasons, we design and manufacture appliances to bring solutions and real innovation to the kitchen, solutions that fit with your life style and in harmony with your home. Every day we work to better understand your needs and bring new solutions to help you out by finding new possibilities in the kitchen. Our trademark, born in Germany, relies on quality, technology and innovation. Teka products are known worldwide for their reliability, efficiency and precision. Today, after almost 100 years of history, Teka keeps working exhaustively to give all of its products the best functionalities and design to reach excellence in every step. Our values, deeply rooted in our company, are clear: Honesty, Generosity and Originality.

This means we work for you and we are always by your side, helping you to solve your everyday problems with world class quality solutions. Customer satisfaction is our main concern. We have strived from our very beginning towards best quality products, the most modern and original designs, and the best innovations at a fair price.





Creating
**meaningful
moments**





Honesty

We are on your side. We connect with our customers, with a responsible, clear and transparent dialogue. Teka is close to you, understands your needs and enables you to discover new possibilities when in your kitchen.

Generosity

We do more. We focus on the genuine and essential: our aim is to transform the functional into human. That's why we care about providing outstanding technology, innovation and original design, at fair prices. To combine home stories with our heritage of superior solutions adding soul to your kitchen. On the other hand we create the perfect atmosphere where to experience meaningful moments, making life worth living.

Originality


A relevant alternative. We awaken emotions and preference, thanks to our singular way of doing things. Our goal is to connect with people by enabling experiences that go beyond product features and innovation. For us, inspiration is the right path towards becoming our customer's love brand; an authentic alternative made for them.

Wherever a
customer needs
us, **we deliver**
solutions




PARIS, FRANCE

Eiffel Tower. Eiffel Tower, Paris



MADRID, SPAIN
Adolfo Suárez Airport. T4, Madrid Airport.




EL CAIRO, EGYPT
Four Seasons Hotel. Four Seasons, five stars hotel.





BERLIN, GERMANY

Hotel Adlon. Hotel Adlon Kempinski in Berlin.




ABU DABHI, UAE

Millenium Bab Al Qsar Hotel. Five stars hotel located in front of the Emirates Palace.



DUBAI, UAE
Ocean Heights. Residential skyscraper of 310 meters high and 83 floors, located in Dubai Marina.





DUBAI, UAE

Princess Tower. Residential building of 414 meters high and 101 floors. It's the second tallest residential building in the world.



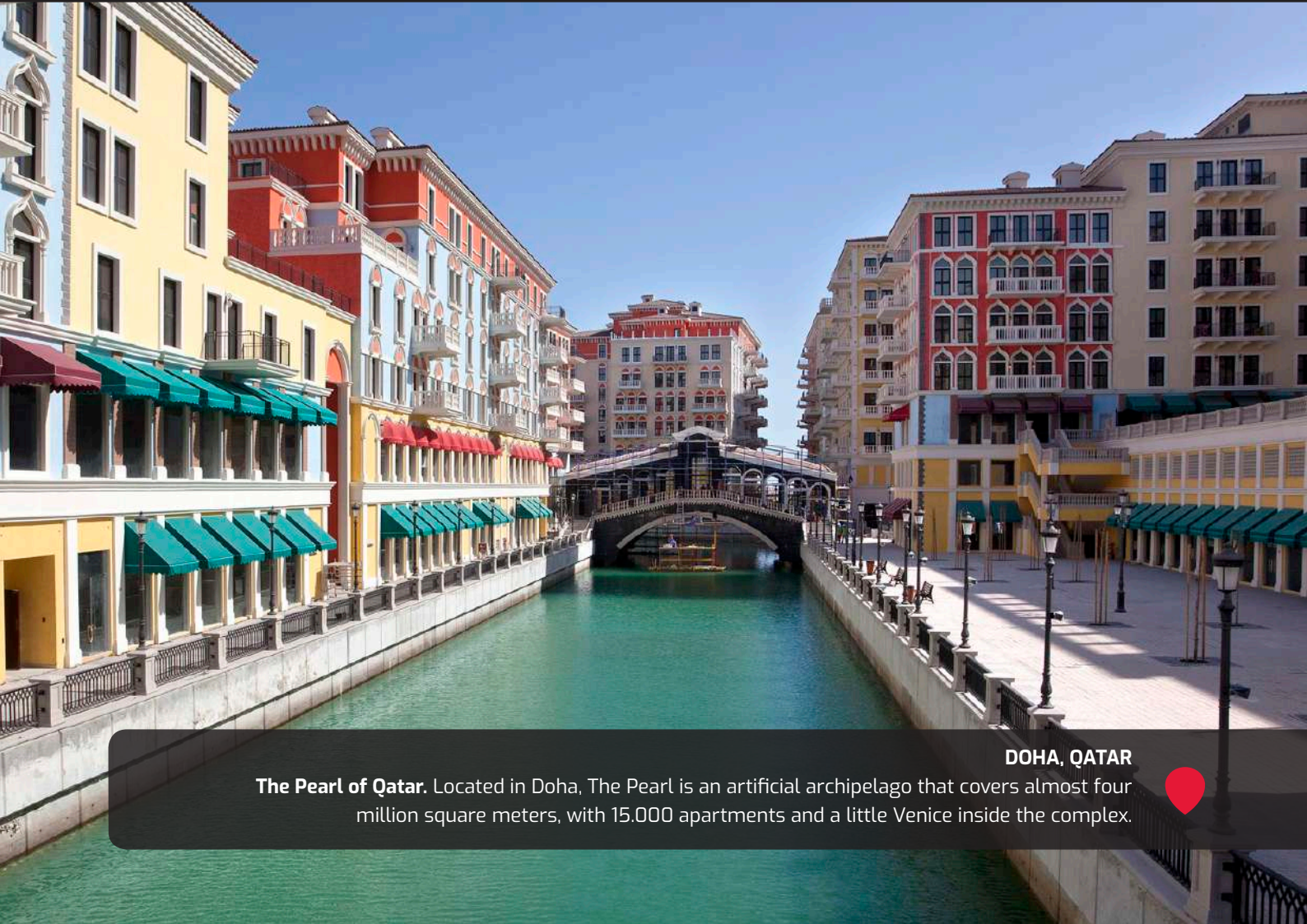
DUBAI, UAE

Damac Heights. Residential tower of 335 m. Located in Dubai Marina





LONDON, UK
Emirates Stadium. Arsenal FC Football Stadium.



DOHA, QATAR
The Pearl of Qatar. Located in Doha, The Pearl is an artificial archipelago that covers almost four million square meters, with 15,000 apartments and a little Venice inside the complex.





MADRID, SPAIN
Santiago Bernabéu Stadium. Real Madrid C.F. Football Stadium.




LONDON, UK
Heathrow Airport. Heathrow Airport in London.



RAS AL-KHAIMAH, UAE
Hilton Ras al-haimah. DoubleTree Hotel by Hilton, five stars, located in Ras al-Khaimah.



DUBAI, UAE
Park Tower. Two-tower mixed-use complex in the heart of Dubai International Financial Centre.





Based on you

*We work to make your life easier,
and to design products to be the
perfect complement for your
kitchen.*

As we truly believe that the kitchen is the heart of our homes and our lives, we create products to be in harmony with your lifestyle. To help you choose and know which product best suits to your style, we have created three different lifestyle products categories, to have an option that suits you perfectly. All our products are classified by these three lifestyles, to facilitate the search and comparison of products.





MAESTRO

The products of the **MAESTRO** range are designed for the most demanding ones. For those in love with the kitchen who want to enjoy the latest innovations, and who enjoy haute cuisine in their home. With this range, you will get the most out of your gastronomic skills, and you will have at your disposal the best options for your appliances.

If you are looking for the most powerful induction hob, the oven with more features & possibilities, or the quietest hood on the market, this is your range.

TOTAL

The **TOTAL** range is made for those who love to cook and do not want to give up having the best options at their fingertips.

An option designed for those who want the best results at the minimum consumption. People who care about the environment so they choose eco appliances.

EASY

The **EASY** range is designed for those looking for functional appliances, with good performance and at a fair price. Simple but smart solutions affordable for everyone.



Harmony
in your kitchen



True innovations
made for you






Kitchens
designed
for your
well-being







The kitchen is
where life happens



OVENS



Sharing **emotions**, meals and meaningful moments

Cooking never was so easy. Top quality for top chefs at home. Prepare recipes for the most demanding ones with our ovens. Choose among a wide range of features that will please any gourmet. Cook many international dishes surrounded by precision and efficiency. We work for you to develop the best cooking experience for your loved ones, to create the perfect atmosphere where you can create the most delicious dishes optimizing your time and energy.




Innovations **thinking of you**

iOven

Best results with just one touch

Find the right recipe from Monday to Sunday choosing among the 50 international recipes preset in a full colour screen design for your convenience. Watch pictures of every dish thanks to this innovating system and select what really suits your needs in that precisely moment with just the tip of your fingers.





MultiCook

Eat healthy without giving up tasty food

Multicook tray turns your oven in a steam one. Your food will keep all nutrients, vitamins and minerals without any oil, preserving flavour, texture and original aroma. With a wide range of accessories feel free to cook juicy food on individual trays or big pieces of meat on the grid. You can cook with water or even wine for a tasty touch but always with the healthiest results.



SurroundTemp

Uniform cooking

Smell of fresh baked cookies, everyone of them crunchy and baked right as it should. Multifunction SurroundTemp ovens guarantee an evenly distribution of the heat, even cooking at different levels. Get a surrounding heat effect in your dishes with the extra back resistance.



MeatProbe

Well-done recipes

Precise cooking point from the inside of every piece of food. You will get the right texture you are looking for in your dishes through a complete control of the cooking temperature, so you can easily get the most of your recipes. Perfect for meat, poultry and fish.



SoftClose

Safety and convenience

Say goodbye to annoying noises thanks to the soft open and close door of the oven. An extra of durability and security (your fingers will be happy about it too).



DualClean

Find more time for incredible moments

Pyrolysis or steam cleaning. Teka DualClean models have everything you need to clean your oven. For a daily routine, Hydroclean system, a helping hand for a fast and efficient cleaning with minimum energy consumption. If your last Sunday family meal with a roast beef was a success and you do need a deep cleaning, you can choose among three different pyrolysis levels. Reduce to ashes the dirt in your oven with just one touch. Cleaning an oven never was so easy.

Pyrolysis

The oven heats up to a very high temperature (almost 500°C), leaving only a thin layer of ash that can be easily wiped with a cloth once the oven is cooled. Forget about spending time with unhealthy products to keep the oven clean and ready for every use.

Hydroclean

When the water reaches high temperatures (steam), softens the grease adhered to the walls of the oven, and when it cools down allows to clean the oven easily, without effort. 90°C + 4 min heating + 20' cooling down
PRO: Automatic function ECO: Manual function



A+ Energy Class

Minimum consumption cooking


We take care of your recipes to be perfect but also wants you to save energy and money. A+ energy rating with an energy saving up to 20% compared with A class. May all your wishes come true.



Cool Touch System®

Greatest safety in your kitchen

Full glass door with up to 4 glass panels to keep the outside temperature to a minimum. You can even touch the door because Teka goes beyond the legal requirement with lower temperatures.



Full Extension Telescopic Guide

Feel the comfort at home

More robust and smoother running. Full precision and total extraction with the new telescopic guides, 100% of the tray is extracted make easier the recipe access. The clip-on system.



EasyClean system

One of our goals is safety and our ovens can have up to 4 glasses on the door (CoolTouch system). And yes, we also can figure out how hard can be to clean a grease stain in the third glass. So we have created an easy

access system. Just push the side of the door panel and you will find the way into each glass for a complete cleaning.

URBAN COLORS EDITION

NIGHT RIVER BLACK
COLLECTION

LONDON BRICK
BROWN COLLECTION

STONE GREY
COLLECTION

STEAM GREY
COLLECTION

WHITE MARBLE
COLLECTION

OVENS



HLB 8400 P



HLB 8600



HLB 8400



HLB 8600



HLB 8600 P



HLB 8400 P



HLB 8600



HLB 8400



HLB 7600 G



HLB 8600



HLB 8410



HLB 8400 P



HLB 8600



HLB 8400

COMPACTS



HLC 8400



HLC 8400



HLC 8400



HLC 8400



HLC 8471 S



HLC 8471 SC



MLC 8440



MLC 8440









































CLC 855 GM












CLC 855 GM





















URBAN COLORS EDITION

	NIGHT RIVER BLACK COLLECTION	LONDON BRICK BROWN COLLECTION	STONE GREY COLLECTION	STEAM GREY COLLECTION	WHITE MARBLE COLLECTION
MICROWAVES	 ML 8220 BIS	 ML 8220 BIS	 ML 8220 BIS	 ML 8220 BIS	 ML 8220 BIS
HOBS	 IZ 6320	 IZ 6420	 IZ 6420	 IZ 6420	 IZ 6320
	 IZ 6420	 IZ 6320	 IZ 6320	 IZ 6320	 IZ 6420
	 GZC 75330	 GZC 75330	 GZC 75330		 GZC 75330
	 GZC 64320	 GZC 64320	 GZC 64320	 GZC 64320	 GZC 64321
	 GZC 64300				
	 GZC 63310				
HOODS	 DLV 985	 DLV 985	 DLV 985	 DLV 985	 DLV 985
	 DLV 685	 DLV 685	 DLV 685	 DLV 685	 DLV 685
COLD LINE	 RBF 78720	 RBF 78720			

URBAN COLORS EDITION















	NIGHT RIVER BLACK COLLECTION	LONDON BRICK BROWN COLLECTION	STONE GREY COLLECTION	STEAM GREY COLLECTION	WHITE MARBLE COLLECTION
SINKS	 SQUARE 72.40 TG	 SQUARE 72.40 TG	 SQUARE 72.40 TG	 SQUARE 72.40 TG	 SQUARE 72.40 TG
	 DIAMOND RS15 1B 1D 86				 DIAMOND RS15 1B 1D 86 AUTO
TAPS	 FOT 995				 FOT 995

COUNTRY STYLE EDITION

	ANTHRACITE BRASS COLLECTION	ANTHRACITE SILVER COLLECTION	VANILLA BRASS COLLECTION	VANILLA SILVER COLLECTION
OVENS	 HRB 6100 AT	 HRB 6100 ATS	 HRB 6100 VN	 HRB 6100 VNS
	 HRB 6300 AT	 HRB 6300 ATS	 HRB 6300 VN	 HRB 6300 VNS
	 HRB 6400 AT	 HRB 6400 ATS	 HRB 6400 VN	 HRB 6400 VNS
COMPACTS	 MWR 32 BIA AT	 MWR 32 BIA ATS	 MWR 32 BIA VN	 MWR 32 BIA VNS
MICROWAVES	 MWR 22 BI AT	 MWR 22 BI ATS	 MWR 22 BI VN	 MWR 22 BI VNS

Ovens

Minimum consumption, highly accurate and very easy to use.

		MAESTRO						
		TFT 4"		TOUCH CONTROL DISPLAY LED				
MULTIFUNCTION SURROUNDTEMP	PYROLYTIC DUALCLEAN	 HLB 8600 P		 HLB 8400 P	 HLB 8400 P	 HLB 8400 P		
	HYDROCLEAN PRO	 HLB 8600	 HLB 8600	 HLB 8600	 HLB 8400	 HLB 8400	 HLB 8410	
	HYDROCLEAN ECO		 HLB 8600	 HLB 8600	 HLB 8400		 HLB 8410	

MAESTRO

Domestic appliances for those who like going one step further. For those who will not settle for being like the rest.

TOTAL

Designed for those who demand everything of their appliances, for everyone in the house. Maximum effectiveness in any situation.

EASY

For those who prefer no complications in the kitchen without denying themselves an appliance that gives so much while asking for so little in return.

TOTAL			EASY
TOUCH CONTROL DISPLAY LED	MECHANICAL	ANALOGIC	TOUCH CONTROL DISPLAY LED



HRB 6400 AT



HRB 6400 ATS



HRB 6400 VN



HRB 6400 VNS



HRB 6300 ATS



HRB 6300 AT



HRB 6300 VNS



HRB 6300 VN



HBB 635



HRB 6100 AT



HRB 6100 ATS



HRB 6100 VN



HRB 6100 VNS

GAS
60

MAESTRO

TFT 5"	TFT 4"	TOUCH CONTROL DISPLAY LED
--------	--------	---------------------------



HLB 760 G



HLB 7600 G

TOTAL		EASY
TOUCH CONTROL DISPLAY LED	MECHANICAL	MECHANICAL



HSB 750 G



HSB 750 G



HSB 740 G



HSB 740 G



HSB 724 G



HBB 724 G



HBB 724 G

OVENS

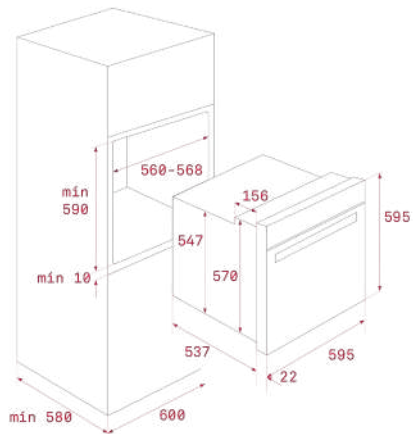


NEW

MAESTRO HLB 8600 P



- Urban Colors Edition
- DualClean cleaning system: Pyrolytic self-cleaning (3 levels) + Teka Hydroclean® PRO
- SurroundTemp Multifunction - 12 cooking functions
- True colour TFT 4" display with digital timer
- 2 telescopic guides: 1 Full Extension + 1 Plus-Extension, 5 cooking levels
- Personal cooking assistant (20 recipes)
- Automatic temperature and time suggestion for each function
- Slow cook function
- Fast heating
- Quadruple glazed door
- SoftClose system
- Auto safety lock
- Tangential ventilation with 2 speeds
- Deep tray and reinforced grid (with anti-tip system)



COLOR

 Glass Stone Grey

FRAME Infinity glass

EXTERNAL DIMENSIONS

Height 595mm **Width** 595mm **Depth** 537+22mm



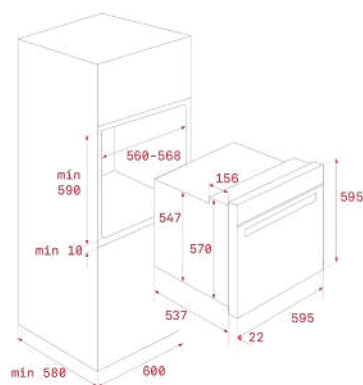


NEW

MAESTRO HLB 8400 P



- Urban Colors Edition
- DualClean cleaning system: Pyrolytic self-cleaning (3 levels) + Teka Hydroclean® PRO
- SurroundTemp multifunction - 8 cooking functions
- Touch Control with electronic timer
- 1 Plus-Extension telescopic guide, 5 cooking levels
- Fast heating
- Quadruple glazed door
- Auto safety lock
- Tangential ventilation with 2 speeds
- Deep tray and reinforced grid (with anti-tip system)



COLOR

Glass Black

FRAME Infinity glass

EXTERNAL DIMENSIONS

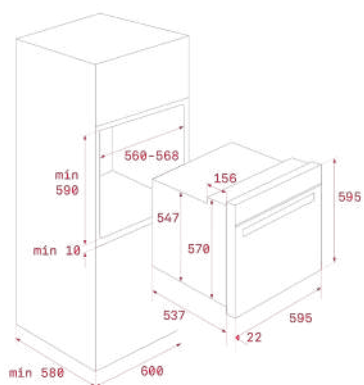
Height 595mm **Width** 595mm **Depth** 537+22mm

NEW

MAESTRO HLB 8400 P



- Urban Colors Edition
- DualClean cleaning system: Pyrolytic self-cleaning (3 levels) + Teka Hydroclean® PRO
- SurroundTemp multifunction - 8 cooking functions
- Touch Control with electronic timer
- 1 Plus-Extension telescopic guide, 5 cooking levels
- Fast heating
- Quadruple glazed door
- Auto safety lock
- Tangential ventilation with 2 speeds
- Deep tray and reinforced grid (with anti-tip system)



COLOR

Glass Stone Grey

FRAME Infinity glass

EXTERNAL DIMENSIONS

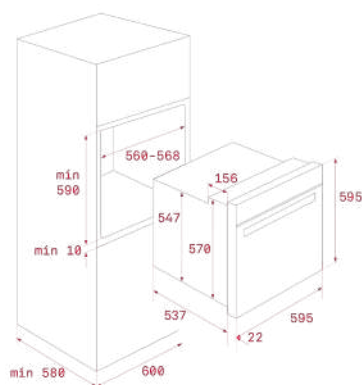
Height 595mm **Width** 595mm **Depth** 537+22mm

NEW

MAESTRO HLB 8400 P



- Urban Colors Edition
- DualClean cleaning system: Pyrolytic self-cleaning (3 levels) + Teka Hydroclean® PRO
- SurroundTemp multifunction - 8 cooking functions
- Touch Control with electronic timer
- 1 Plus-Extension telescopic guide, 5 cooking levels
- Fast heating
- Quadruple glazed door
- Auto safety lock
- Tangential ventilation with 2 speeds
- Deep tray and reinforced grid (with anti-tip system)



COLOR

Glass White

FRAME Infinity glass

EXTERNAL DIMENSIONS

Height 595mm **Width** 595mm **Depth** 537+22mm

OVENS

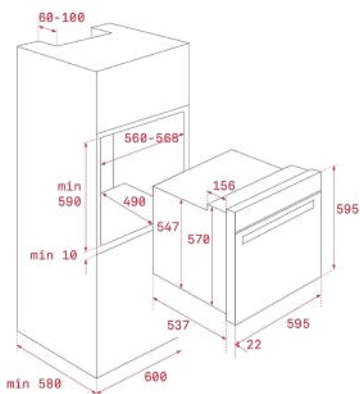


NEW

MAESTRO HLB 8600



- Urban Colors Edition
- DualClean cleaning system: Pyrolytic self-cleaning (3 levels) + Teka Hydroclean® PRO
- SurroundTemp multifunction - 12 cooking functions
- True colour TFT 4" display with digital timer
- 1 Plus-Extension telescopic guide, 5 cooking levels
- Personal cooking assistant (20 recipes)
- Automatic temperature and time suggestion for each function
- Slow cook function
- Fast heating
- Triple glazed door
- Door opening security disconnection
- Tangential ventilation
- SoftClose system
- Deep tray and reinforced grid (with anti-tip system)



COLOR

Glass Black

FRAME Infinity glass

EXTERNAL DIMENSIONS

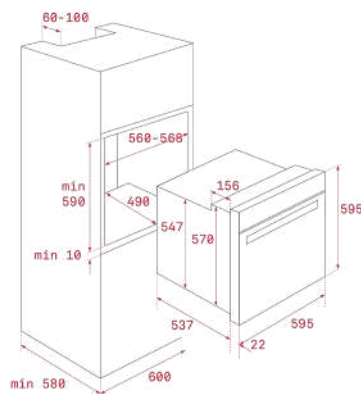
Height 595mm **Width** 595mm **Depth** 537+22mm

NEW

MAESTRO HLB 8600



- Urban Colors Edition
- DualClean cleaning system: Pyrolytic self-cleaning (3 levels) + Teka Hydroclean® PRO
- SurroundTemp multifunction - 12 cooking functions
- True colour TFT 4" display with digital timer
- 1 Plus-Extension telescopic guide, 5 cooking levels
- Personal cooking assistant (20 recipes)
- Automatic temperature and time suggestion for each function
- Slow cook function
- Fast heating
- Triple glazed door
- Door opening security disconnection
- Tangential ventilation
- SoftClose system
- Deep tray and reinforced grid (with anti-tip system)



COLOR

Glass London brick brown

FRAME Infinity glass

EXTERNAL DIMENSIONS

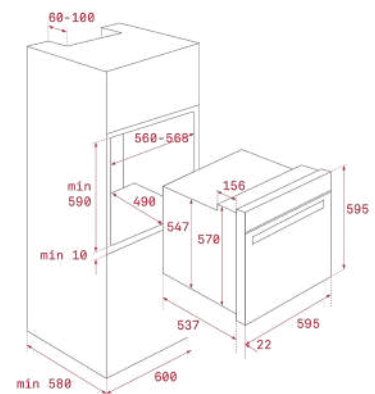
Height 595mm **Width** 595mm **Depth** 537+22mm

NEW

MAESTRO HLB 8600



- Urban Colors Edition
- DualClean cleaning system: Pyrolytic self-cleaning (3 levels) + Teka Hydroclean® PRO
- SurroundTemp multifunction - 12 cooking functions
- True colour TFT 4" display with digital timer
- 1 Plus-Extension telescopic guide, 5 cooking levels
- Personal cooking assistant (20 recipes)
- Automatic temperature and time suggestion for each function
- Slow cook function
- Fast heating
- Triple glazed door
- Door opening security disconnection
- Tangential ventilation
- SoftClose system
- Deep tray and reinforced grid (with anti-tip system)



COLOR

Glass Stone Grey

FRAME Infinity glass

EXTERNAL DIMENSIONS

Height 595mm **Width** 595mm **Depth** 537+22mm

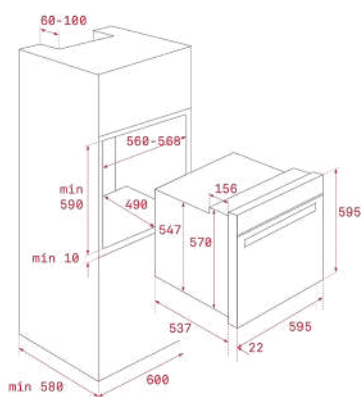


NEW

MAESTRO HLB 8600



- Urban Colors Edition
- DualClean cleaning system: Pyrolytic self-cleaning (3 levels) + Teka Hydroclean® PRO
- SurroundTemp multifunction - 12 cooking functions
- True colour TFT 4" display with digital timer
- 1 Plus-Extension telescopic guide, 5 cooking levels
- Personal cooking assistant (20 recipes)
- Automatic temperature and time suggestion for each function
- Slow cook function
- Fast heating
- Triple glazed door
- Door opening security disconnection
- Tangential ventilation
- SoftClose system
- Deep tray and reinforced grid (with anti-tip system)



COLOR

 Glass Steam Grey

FRAME Infinity glass

EXTERNAL DIMENSIONS

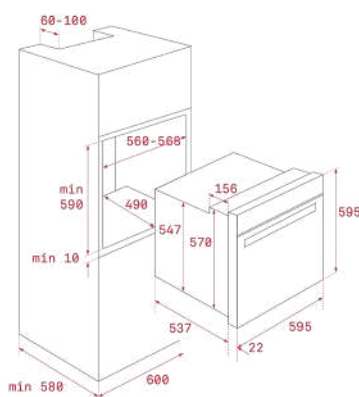
Height 595mm Width 595mm Depth 537+22mm

NEW

MAESTRO HLB 8600



- Urban Colors Edition
- DualClean cleaning system: Pyrolytic self-cleaning (3 levels) + Teka Hydroclean® PRO
- SurroundTemp multifunction - 12 cooking functions
- True colour TFT 4" display with digital timer
- 1 Plus-Extension telescopic guide, 5 cooking levels
- Personal cooking assistant (20 recipes)
- Automatic temperature and time suggestion for each function
- Slow cook function
- Fast heating
- Triple glazed door
- Door opening security disconnection
- Tangential ventilation
- SoftClose system
- Deep tray and reinforced grid (with anti-tip system)



COLOR

 Glass White

FRAME Infinity glass

EXTERNAL DIMENSIONS

Height 595mm Width 595mm Depth 537+22mm

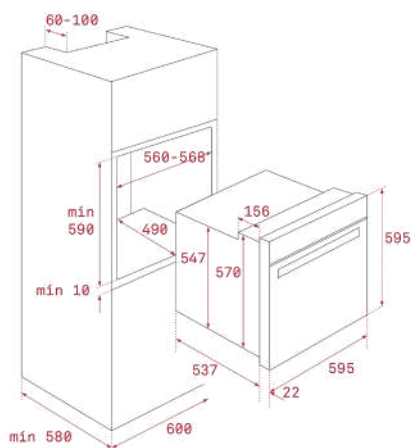


NEW

MAESTRO HLB 8400



- Urban Colors Edition
- Teka Hydroclean®PRO auto cleaning system
- SurroundTemp multifunction - 9 cooking functions
- Touch Control with electronic timer
- 1 Plus-Extension telescopic guide, 5 cooking levels
- Fast heating
- Double glazed door
- Dynamic ventilation
- Deep tray and reinforced grid (with anti-tip system)



COLOR

Glass Black

FRAME Infinity glass

EXTERNAL DIMENSIONS

Height 595mm **Width** 595mm **Depth** 537+22mm





NEW

MAESTRO HLB 8400



- Urban Colors Edition
- Teka Hydroclean@PRO auto cleaning system
- SurroundTemp multifunction - 9 cooking functions
- Touch Control with electronic timer
- 1 Plus-Extension telescopic guide, 5 cooking levels
- Fast heating
- Double glazed door
- Dynamic ventilation
- Deep tray and reinforced grid (with anti-tip system)

NEW

MAESTRO HLB 8410



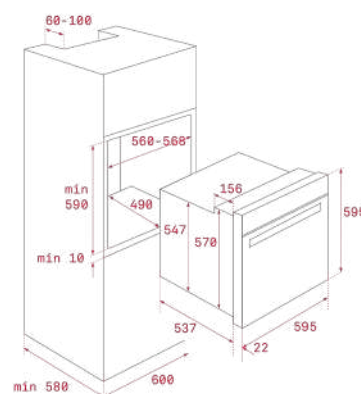
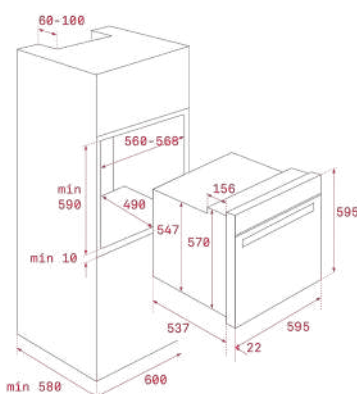
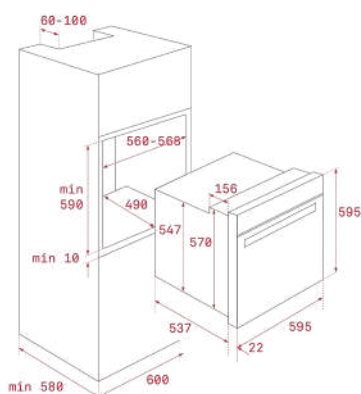
- Urban Colors Edition
- Teka Hydroclean@PRO auto cleaning system
- SurroundTemp multifunction - 9 cooking functions
- Touch Control with electronic timer
- 1 Plus-Extension telescopic guide, 5 cooking levels
- Fast heating
- Double glazed door
- Dynamic ventilation
- Deep tray and reinforced grid (with anti-tip system)

NEW

MAESTRO HLB 8400



- Urban Colors Edition
- Teka Hydroclean@PRO auto cleaning system
- SurroundTemp multifunction - 9 cooking functions
- Touch Control with electronic timer
- 1 Plus-Extension telescopic guide, 5 cooking levels
- Fast heating
- Double glazed door
- Dynamic ventilation
- Deep tray and reinforced grid (with anti-tip system)



COLOR

Glass Stone Grey

FRAME Infinity glass

EXTERNAL DIMENSIONS

Height 595mm Width 595mm Depth 537+22mm

COLOR

Glass Steam Grey

FRAME Infinity glass

EXTERNAL DIMENSIONS

Height 595mm Width 595mm Depth 537+22mm

COLOR


Glass White

FRAME Infinity glass

EXTERNAL DIMENSIONS

Height 595mm Width 595mm Depth 537+22mm

OVENS



NEW

MAESTRO HLB 8410



- Teka Hydroclean@PRO auto cleaning system
- SurroundTemp multifunction - 9 cooking functions
- Touch Control with electronic timer
- 1 Plus-Extension telescopic guide, 5 cooking levels
- Fast heating
- Double glazed door
- Dynamic ventilation
- Deep tray and reinforced grid (with anti-tip system)

NEW

MAESTRO HLB 760 G



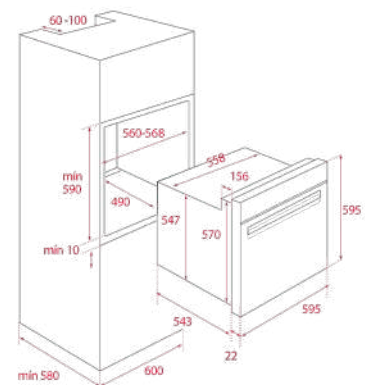
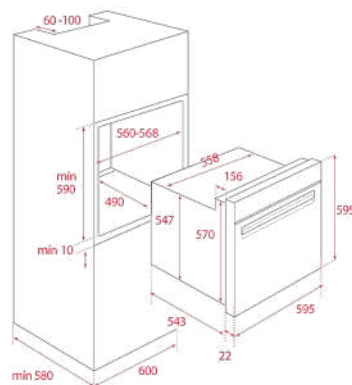
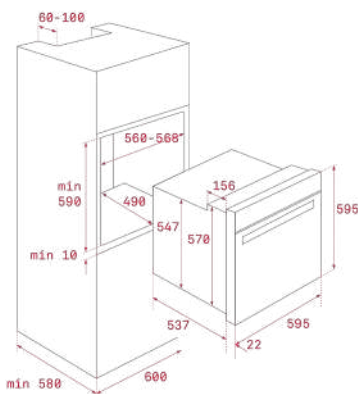
- Gas oven with electric grill
- 2 cooking functions
- Touch Control with electronic timer
- Double glazed door
- Tangential ventilation
- Safety thermostat
- Deep tray and grid
- Type of gas: LPG
- Power rate: 127 V

NEW

MAESTRO HLB 7600 G



- Urban Colors Edition
- Gas oven with electric grill
- 2 cooking functions
- Touch Control with electronic timer
- Double glazed door
- Tangential ventilation
- Safety thermostat
- Deep tray and grid
- Type of gas: LPG
- Power rate: 127 V



COLOR

Glass Reflex

FRAME Infinity glass

EXTERNAL DIMENSIONS

Height 595mm **Width** 595mm **Depth** 537+22mm

COLOR

Glass Black

FRAME Stainless steel

EXTERNAL DIMENSIONS

Height 595mm **Width** 595mm **Depth** 543+22mm

COLOR

Glass Stone Grey

FRAME Infinity glass

EXTERNAL DIMENSIONS

Height 595mm **Width** 595mm **Depth** 543+22mm



NEW

TOTAL HSB 750 G



- Gas oven with electric grill
- 2 cooking functions
- Minute minder
- Double glazed door
- Tangential ventilation
- Safety thermostat
- Deep tray and grid
- Type of gas: LPG
- Power rate: 127 V

NEW

TOTAL HSB 750 G



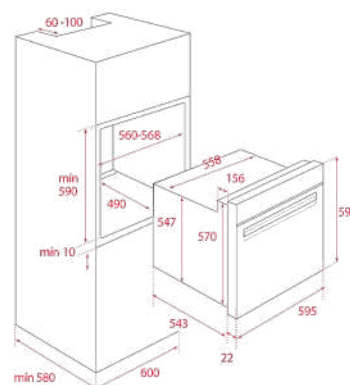
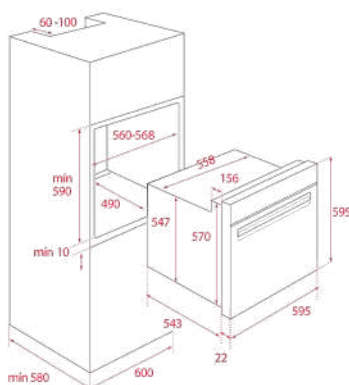
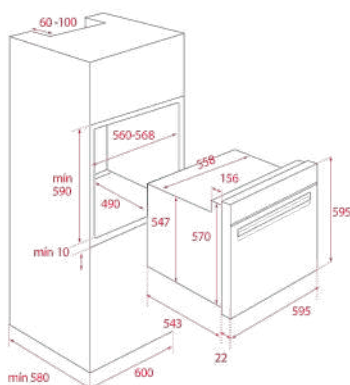
- Gas oven with electric grill
- 2 cooking functions
- Minute minder
- Double glazed door
- Tangential ventilation
- Safety thermostat
- Deep tray and grid
- Type of gas: LPG
- Power rate: 127 V
- Stainless steel fingerprint proof

NEW

TOTAL HSB 740 G



- Gas oven with electric grill
- 2 cooking functions
- Minute minder
- 1 Plus-Extension telescopic guide, five cooking levels
- Double glazed door
- Tangential ventilation
- Safety thermostat
- Deep tray and grid
- Type of gas: LPG
- Stainless steel fingerprint proof



COLOR

Stainless Steel - Reflex

FRAME Stainless steel

EXTERNAL DIMENSIONS

Height 595mm Width 595mm Depth 543+22mm

COLOR

Stainless Steel

FRAME Stainless steel

EXTERNAL DIMENSIONS

Height 595mm Width 595mm Depth 543+22mm

COLOR

Stainless Steel

FRAME Stainless steel

EXTERNAL DIMENSIONS

Height 595mm Width 595mm Depth 543+22mm

OVENS

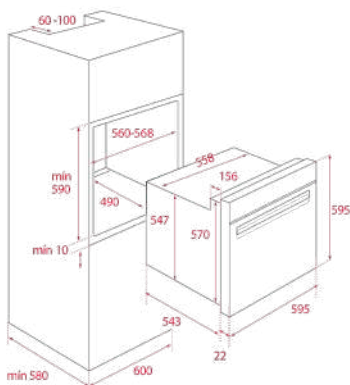


NEW

TOTAL HSB 740 G



- Gas oven with electric grill
- 2 cooking functions
- Minute minder
- Chromed guides, five cooking levels
- Double glazed door
- Tangential ventilation
- Safety thermostat
- Deep tray and grid
- Type of gas: Natural
- Stainless steel fingerprint proof



COLOR

Stainless Steel

FRAME Stainless steel

EXTERNAL DIMENSIONS

Height 595mm Width 595mm Depth 543+22mm

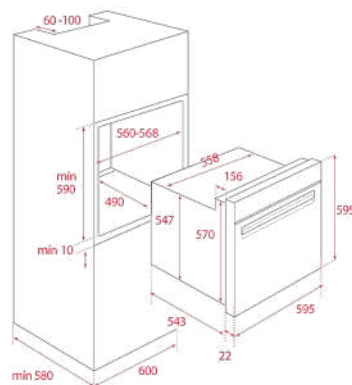


NEW

TOTAL HSB 724 G



- Gas oven with electric grill
- 2 cooking functions
- Minute minder
- Double glazed door
- Tangential ventilation
- Safety thermostat
- Deep tray and grid
- Type of gas: LPG
- Stainless steel fingerprint proof



COLOR

Stainless Steel

FRAME Stainless steel

EXTERNAL DIMENSIONS

Height 595mm Width 595mm Depth 543+22mm

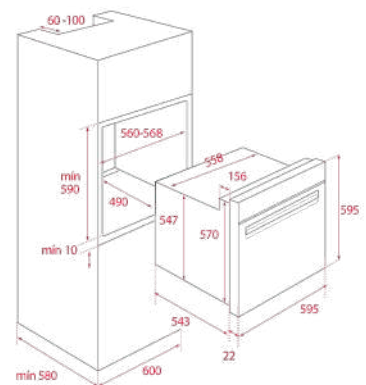


NEW

EASY HBB 724 G



- Gas oven with electric grill
- 2 cooking functions
- Minute minder
- Double glazed door
- Tangential ventilation
- Safety thermostat
- Deep tray and grid
- Type of gas: LPG
- Stainless steel fingerprint proof



COLOR

Stainless Steel

EXTERNAL DIMENSIONS

Height 595mm Width 595mm Depth 543+22mm



NEW

EASY HBB 724 G



- Gas oven with electric grill
- 2 cooking functions
- Minute minder
- Double glazed door
- Tangential ventilation
- Safety thermostat
- Deep tray and grid
- Type of gas: LPG

NEW

TOTAL HRB 6400 AT



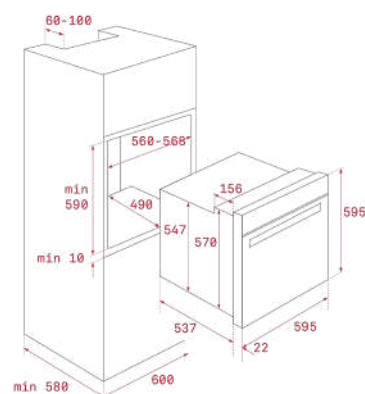
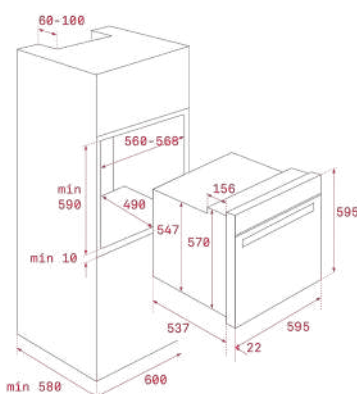
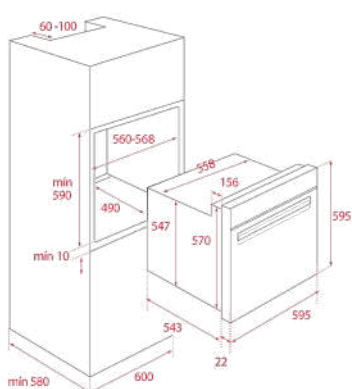
- Country Style Edition
- Teka Hydroclean@PRO auto cleaning system
- SurroundTemp multifunction - 9 cooking functions
- Touch Control with electronic timer
- 1 Plus-Extension telescopic guide, five cooking levels
- Double glazed door
- Dynamic ventilation
- Deep and baking tray, special for roast and grill (with anti-tip system)
- Operating pilot light

NEW

TOTAL HRB 6400 ATS



- Country Style Edition
- Teka Hydroclean@PRO auto cleaning system
- SurroundTemp multifunction - 9 cooking functions
- Touch Control with electronic timer
- 1 Plus-Extension telescopic guide, five cooking levels
- Double glazed door
- Dynamic ventilation
- Deep and baking tray, special for roast and grill (with anti-tip system)
- Operating pilot light



COLOR

Stainless Steel - Reflex

COLOR

Anthracite Brass

COLOR

Anthracite Silver

EXTERNAL DIMENSIONS

Height 595mm Width 595mm Depth 543+22mm

EXTERNAL DIMENSIONS

Height 595mm Width 595mm Depth 537+22mm

EXTERNAL DIMENSIONS

Height 595mm Width 595mm Depth 537+22mm

OVENS



NEW

TOTAL HRB 6400 VN



- Country Style Edition
- Teka Hydroclean@PRO auto cleaning system
- SurroundTemp multifunction - 9 cooking functions
- Touch Control with electronic timer
- 1 Plus-Extension telescopic guide, five cooking levels
- Double glazed door
- Dynamic ventilation
- Deep and baking tray, special for roast and grill (with anti-tip system)
- Operating pilot light



NEW

TOTAL HRB 6400 VNS



- Country Style Edition
- Teka Hydroclean@PRO auto cleaning system
- SurroundTemp multifunction - 9 cooking functions
- Touch Control with electronic timer
- 1 Plus-Extension telescopic guide, five cooking levels
- Double glazed door
- Dynamic ventilation
- Deep and baking tray, special for roast and grill (with anti-tip system)
- Operating pilot light

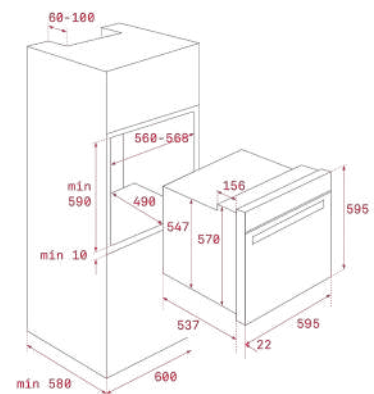
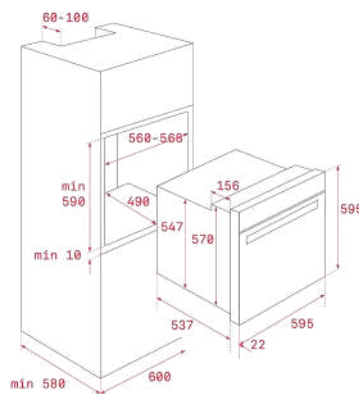
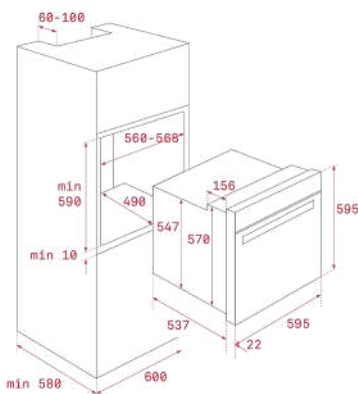


NEW

TOTAL HRB 6300 AT



- Country Style Edition
- Teka Hydroclean@PRO auto cleaning system
- SurroundTemp multifunction - 9 cooking functions
- Minute minder
- 1 Plus-Extension telescopic guide, five cooking levels
- Double glazed door
- Dynamic ventilation
- Deep and baking tray, special for roast and grill (with anti-tip system)
- Operating pilot light



COLOR

 Vanilla Brass

EXTERNAL DIMENSIONS

Height 595mm Width 595mm Depth 537+22mm

COLOR

 Vanilla Silver

EXTERNAL DIMENSIONS

Height 595mm Width 595mm Depth 537+22mm

COLOR

 Anthracite Brass

EXTERNAL DIMENSIONS

Height 595mm Width 595mm Depth 537+22mm



NEW

TOTAL HRB 6300 ATS



- Country Style Edition
- Teka Hydroclean®PRO auto cleaning system
- SurroundTemp multifunction - 9 cooking functions
- Analog clock with minute minder
- 1 Plus-Extension telescopic guide, five cooking levels
- Double glazed door
- Dynamic ventilation
- Deep and baking tray, special for roast and grill (with anti-tip system)
- Operating pilot light

NEW

TOTAL HRB 6300 VN



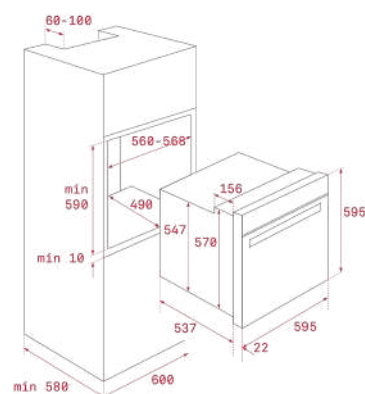
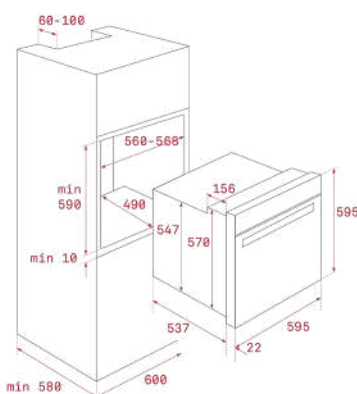
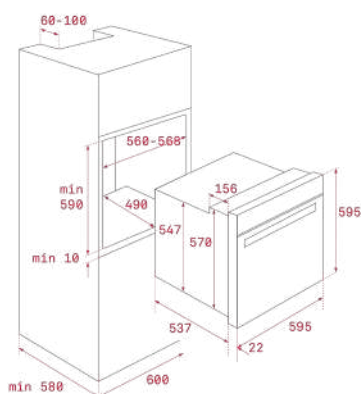
- Country Style Edition
- Teka Hydroclean®PRO auto cleaning system
- SurroundTemp multifunction - 9 cooking functions
- Analog clock with minute minder
- 1 Plus-Extension telescopic guide, five cooking levels
- Double glazed door
- Dynamic ventilation
- Deep and baking tray, special for roast and grill (with anti-tip system)
- Operating pilot light

NEW

TOTAL HRB 6300 VNS



- Country Style Edition
- Teka Hydroclean®PRO auto cleaning system
- SurroundTemp multifunction - 9 cooking functions
- Analog clock with minute minder
- 1 Plus-Extension telescopic guide, five cooking levels
- Double glazed door
- Dynamic ventilation
- Deep and baking tray, special for roast and grill (with anti-tip system)
- Operating pilot light



COLOR

Anthracite Silver

COLOR

Vanilla Brass

COLOR

Vanilla Silver

EXTERNAL DIMENSIONS

Height 595mm Width 595mm Depth 537+22mm

EXTERNAL DIMENSIONS

Height 595mm Width 595mm Depth 537+22mm

EXTERNAL DIMENSIONS

Height 595mm Width 595mm Depth 537+22mm

OVENS



NEW

TOTAL HRB 6100 AT



- Country Style Edition
- Teka Hydroclean cleaning system® ECO
- SurroundTemp multifunction - 9 cooking functions
- Minute minder
- 1 Plus-Extension telescopic guide, five cooking levels
- Double glazed door
- Dynamic ventilation
- Deep and baking tray, special for roast and grill (with anti-tip system)
- Operating pilot light

NEW

TOTAL HRB 6100 ATS



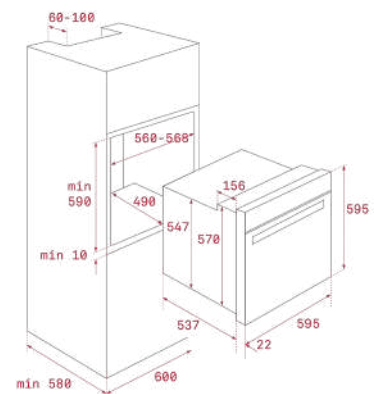
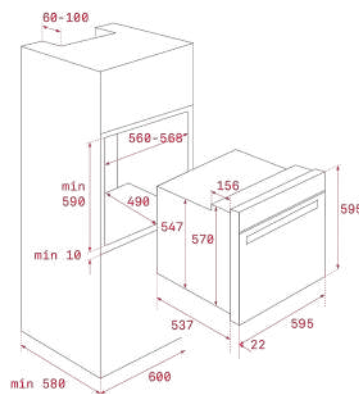
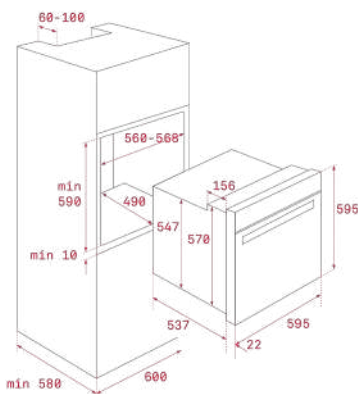
- Country Style Edition
- Teka Hydroclean cleaning system® ECO
- SurroundTemp multifunction - 6 cooking functions
- Minute minder
- 1 Plus-Extension telescopic guide, five cooking levels
- Double glazed door
- Dynamic ventilation
- Deep and baking tray, special for roast and grill (with anti-tip system)
- Operating pilot light

NEW

TOTAL HRB 6100 VN



- Country Style Edition
- Teka Hydroclean cleaning system® ECO
- SurroundTemp multifunction - 9 cooking functions
- Minute minder
- 1 Plus-Extension telescopic guide, five cooking levels
- Double glazed door
- Dynamic ventilation
- Deep and baking tray, special for roast and grill (with anti-tip system)
- Operating pilot light



COLOR

■ Anthracite Brass

COLOR

■ Anthracite Silver

COLOR

■ Vanilla Brass

EXTERNAL DIMENSIONS

Height 595mm Width 595mm Depth 537+22mm

EXTERNAL DIMENSIONS

Height 595mm Width 595mm Depth 537+22mm

EXTERNAL DIMENSIONS

Height 595mm Width 595mm Depth 537+22mm



NEW

TOTAL HRB 6100 VNS



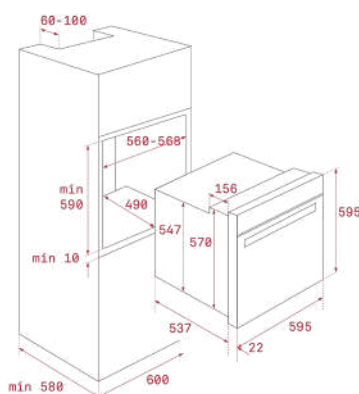
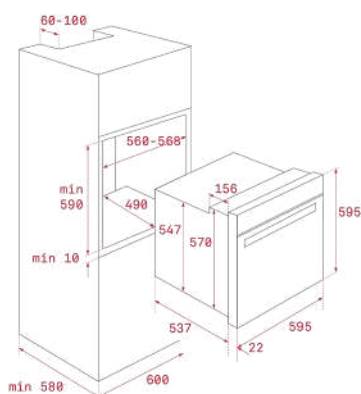
- Country Style Edition
- Teka Hydroclean cleaning system® ECO
- SurroundTemp multifunction - 6 cooking functions
- Minute minder
- 1 Plus-Extension telescopic guide, five cooking levels
- Double glazed door
- Dynamic ventilation
- Deep and baking tray, special for roast and grill (with anti-tip system)
- Operating pilot light

NEW

EASY HBB 635



- Teka Hydroclean®PRO auto cleaning system
- Multifunction - 8 cooking functions
- Touch control with electronic timer
- Chromed guides, five cooking levels
- Fast heating
- Double glazed door
- Dynamic ventilation
- Enamel deep tray and grid (with anti-tip system)



COLOR



COLOR



EXTERNAL DIMENSIONS

Height 595mm Width 595mm Depth 537+22mm

EXTERNAL DIMENSIONS

Height 595mm Width 595mm Depth 537+22mm

OVENS

Modelo	HLB 8600 P	HLB 8400 P	HLB 8600	HLB 8410	HLB 8400	HLB 760 G	HLB 7600 G	HSB 750 G
INNER CAVITY DIMENSIONS								
Height (mm)	364	364	364	364	364	-	-	-
Width (mm)	475	475	475	475	475	-	-	-
Depth (mm)	402	402	402	402	402	-	-	-
Volume Net (L)	70	70	70	70	70	65	65	65
Volume Gross (L)	71	71	71	71	71	71	71	71
ELECTRICAL FEATURES								
Maximum Nominal Power (W)	3.552	3.552	3.215	3.215	3.215	1.470	1.470	1.470
Bottom Heating Element (W)	1.050	1.050	1.150	1.150	1.150	-	-	-
Grill (W)	1.400	1.400	1.400	1.400	1.400	1.400	1.400	1.400
Maxigrill (W)	2.450	2.450	2.500	2.500	2.500	-	-	-
Turbo (W)	2.000	2.000	2.000	2.000	2.000	27	27	27
Multifunction motor (W)	25	25	22	22	22	27	27	27
Inner Light	25	25	25	25	25	25	25	25
Cooling fan motor (W)	30	30	18	18	18	18	18	18
Cable connection length (cm)	150	110	150	150	110	110	110	110
SAFETY SYSTEMS								
Automatic disconnection security system	√	√	√	-	-	-	-	-
Children safety	√	√	√	√	√	-	-	-
Grill protection	√	√	√	√	√	√	√	√
Full glazed door	4	4	3	2	2	2	2	2
CLEANING SYSTEMS								
Hydroclean ECO	-	-	-	-	-	-	-	-
Hydroclean PRO	√	√	√	√	√	-	-	-
Pyrolytic	√	√	-	-	-	-	-	-
Crystal Clean Enamel	√	√	√	√	√	√	√	√
ENERGY EFFICIENCY								
Energy Efficiency Class	A+	A+	A+	A+	A+	A+	A+	A+


Modelo	HSB 740 G	HSB 724 G	HBB 724 G	HRB 6400 AT	HRB 6400 ATS	HRB 6400 VN	HRB 6400 VNS	HRB 6300 AT
INNER CAVITY DIMENSIONS								
Height (mm)	-	-	-	364	364	364	364	364
Width (mm)	-	-	-	475	475	475	475	475
Depth (mm)	-	-	-	402	402	402	402	402
Volume Net (L)	65	72	72	70	70	70	70	70
Volume Gross (L)	71	77	77	71	71	71	71	71
ELECTRICAL FEATURES								
Maximum Nominal Power (W)	70	1.443	1.443	3.215	3.215	3.215	3.215	3.215
Bottom Heating Element (W)	-	-	-	1150	1150	1150	1150	1150
Grill (W)	-	1.400	1.400	1.400	1.400	1.400	1.400	1.400
Maxigrill (W)	-	-	-	2.500	2.500	2.500	2.500	2.500
Turbo (W)	27	-	-	2.000	2.000	2.000	2.000	2.000
Multifunction motor (W)	27	-	-	22	22	22	22	22
Inner Light	25	25	25	Right top corner	Right top corner	Right top corner	Right top corner	Right top corner
Cooling fan motor (W)	18	18	18	18	18	18	18	18
Cable connection lenght (cm)	110	110	110	150	150	150	150	150
SAFETY SYSTEMS								
Automatic disconnection security system	-	-	-	-	-	-	-	-
Children safety	-	-	-	√	√	√	√	√
Grill protection	√	√	√	√	√	√	√	√
Full glazed door	2	2	2	2	2	2	2	2
CLEANING SYSTEMS								
Hydroclean ECO	-	-	-	-	-	-	-	-
Hydroclean PRO	-	-	-	√	√	√	√	√
Pyrolytic	-	-	-	-	-	-	-	-
Crystal Clean Enamel	√	√	√	√	√	√	√	√
ENERGY EFFICIENCY								
Energy Efficiency Class	A+	A+	A+	A+	A+	A+	A+	A+

OVENS

Modelo	HRB 6300 ATS	HRB 6300 VN	HRB 6300 VNS	HRB 6100 AT	HRB 6100 ATS	HRB 6100 VN	HRB 6100 VNS	HBB 635
INNER CAVITY DIMENSIONS								
Height (mm)	364	364	364	364	364	364	364	364
Width (mm)	475	475	475	475	475	475	475	475
Depth (mm)	402	402	402	402	402	402	402	402
Volume Net (L)	70	70	70	70	70	70	70	70
Volume Gross (L)	71	71	71	71	71	71	71	71
ELECTRICAL FEATURES								
Maximum Nominal Power (W)	3.215	3.215	3.215	2.615	2.615	2.615	2.615	2.615
Bottom Heating Element (W)	1.150	1.150	1.150	1.150	1.150	1.150	1.150	1.150
Grill (W)	1.400	1.400	1.400	1.400	1.400	1.400	1.400	1.400
Maxigrill (W)	2.500	2.500	2.500	-	-	-	-	2.500
Turbo (W)	2.000	2.000	2.000	-	-	-	-	-
Multifunction motor (W)	22	22	22	22	22	22	22	22
Inner Light	Right top corner	Right top corner	Right top corner	Right top corner	Right top corner	Right top corner	Right top corner	25
Cooling fan motor (W)	18	18	18	18	18	18	18	18
Cable connection length (cm)	150	150	150	110	110	110	110	110
SAFETY SYSTEMS								
Automatic disconnection security system	-	-	-	-	-	-	-	-
Children safety	✓	✓	✓	-	-	-	-	✓
Grill protection	✓	✓	✓	✓	✓	✓	✓	✓
Full glazed door	2	2	2	2	2	2	2	2
CLEANING SYSTEMS								
Hydroclean ECO	-	-	-	✓	✓	✓	✓	-
Hydroclean PRO	✓	✓	✓	-	-	-	-	✓
Pyrolytic	-	-	-	-	-	-	-	-
Crystal Clean Enamel	✓	✓	✓	✓	✓	✓	✓	✓
ENERGY EFFICIENCY								
Energy Efficiency Class	A+	A+	A+	A	A	A	A	A+



The kitchen is where small things **become essential**



COMPACTS



19:57

19:57

TEKA

TEKA

TEKA

TEKA



Infinite possibilities for limited space

May all your wishes come true

Smallest details are usually very important, and so it happens with Teka compacts in your kitchen. Not only because of an amazing style and design, but also thanks to their many features. Countless possibilities, infinite advantages with a compact size that is huge in performance. Teka combines smart solutions in hardly 45 centimetres. You can use it as a regular oven or a microwave, and it has temperature functions to suit all your needs as the chef you are at home.



All the functions of a regular oven in just 60 centimetres. Microwaves of 45 centimetres, coffee machines, steamers or even combi ovens with microwave features to find the best combination in your kitchen.



Coffe Machine

Coffee made to impress

Share unique moments around a cup of exquisite espresso or cappuccino. Our automatic coffee machine adds an exclusive touch of personality and refinement, while amplifying the aromas and flavours of your favourite blends. Choose among built-in capsule coffee machines or with coffee grinder. Because great conversations start with delicious coffee.

















Vacuum sealer

Freshness in your food

Keep the flavour and nutrients longer. With vacuum packaging we remove air from inside to create a barrier for oxygen and humidity. Taking care of yourself feels good. Different combinations are possible with the compact range. The plate warmer en white or black glass is the perfect match for you compact oven or microwave.

Compacts

Minimum consumption, highly accurate and very easy to use.

		MAESTRO			
		TFT 4"	TOUCH CONTROL DISPLAY LED		
MULTIFUNCTION SURROUNDTEMP	COFFEE MACHINE	 CLC 835 MC			
	COMBI: OVENS + MICROWAVES	 HLC 847 C			
	HYDROCLEAN PRO	 HLC 8400	 HLC 8400	 HLC 8400	
	STEAMER + OVENS	 HLC 847 SC	 HLC 8471 SC	 HLC 8471 SC	
	STEAMER	 HLC 8471 S			 HLC 8471 S
	MICROWAVES	 MLC 8440	 MLC 8440		
VACUUM SEALING MACHINE				 VS 1520 GS	
PLATE WARMER				 CP 150 GS	

COMPACTS

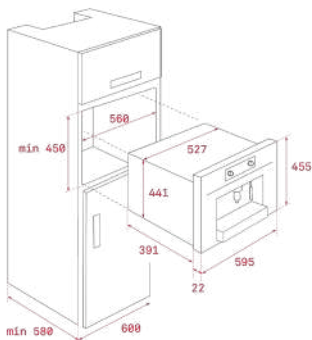


NEW

MAESTRO CLC 855 GM



- Urban Colors Edition
- Automatic coffee machine
- Self-cleaning function
- Intensity, temperature and quantity of coffee regulation
- Electronic control display
- Telescopic rails for an easy pull out of the coffee maker
- 30 automatic programs
- Automatic LED lights
- Capacity: 2 cups at once
- Easy removable drawer for coffee grounds
- 15 bar pump pressure
- Adjustable coffee, steam, and hot water pipes
- Integrated steel grinder for natural coffee beans (13 different ground positions)
- Coffee beans container, 200 beans capacity
- Pre-grounded coffee container
- 1,8 litres water tank
- Automatic decalcifier



COLOUR

Glass Stone Grey

FRAME Infinity glass

EXTERNAL DIMENSIONS

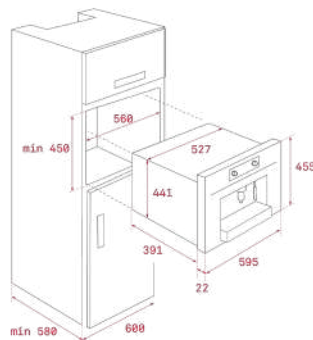
Height 455mm **Width** 592mm **Depth** mm

NEW

MAESTRO CLC 855 GM



- Urban Colors Edition
- Automatic coffee machine
- Self-cleaning function
- Intensity, temperature and coffee quantity regulation
- Electronic control display
- Telescopic rails for an easy pull out of the coffee maker
- 30 automatic programs
- Automatic LED lights
- Capacity: 2 cups at once
- Easy removable container for coffee grounds
- 15 bar pump pressure
- Adjustable coffee, steam, and hot water pipes
- Integrated steel grinder for natural coffee beans (13 different ground positions)
- Coffee beans container, 200 gr capacity
- Pre-grounded coffee container
- 1,8 litres water tank
- Automatic decalcifier



COLOUR

Glass Steam Grey

FRAME Infinity glass

EXTERNAL DIMENSIONS

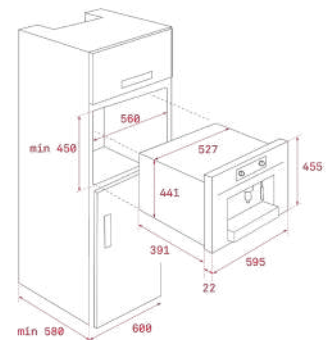
Height 455mm **Width** 592mm **Depth** mm

NEW

MAESTRO CLC 855 GM



- Automatic coffee machine
- Self-cleaning function
- Intensity, temperature and quantity of coffee regulation
- Electronic control display
- Telescopic rails for an easy pull out of the coffee maker
- 30 automatic programs
- Automatic LED lights
- Capacity: 2 cups at once
- Easy removable container for coffee grounds
- 15 bar pump pressure
- Adjustable coffee, steam, and hot water pipes
- Integrated steel grinder for natural coffee beans (13 different ground positions)
- Coffee beans container, 200 gr capacity
- Pre-grounded coffee container
- 1,8 litres water tank
- Automatic decalcifier



COLOUR

Glass Reflex

FRAME Infinity glass

EXTERNAL DIMENSIONS

Height 455mm **Width** 592mm **Depth** mm

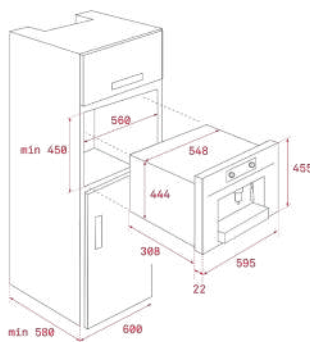


NEW

MAESTRO CLC 835 MC



- Multi capsule (*) and ground coffee machine
- Coffee selector (small/medium/large/extra large-infusions)
- Electronic control panel with TFT display
- 5 adapters included
- Automatic LED lights
- Capacity: 1 cup
- Adjustable height cup support
- Temperature selector
- Storage drawer
- 2 side storage compartments
- Drip tray
- 19 bar pump pressure
- 1 litre water tank
- Waste container
- Automatic decalcifier



COLOUR

Glass White

FRAME Stainless steel

EXTERNAL DIMENSIONS

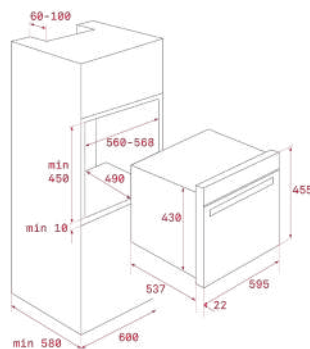
Height 455mm **Width** 595mm **Depth** 330mm

NEW

TOTAL HLC 847 S



- Steam oven
- True colour TFT 4" display with digital timer
- Steam cooking 30-100°C
- 1 Plus-Extension telescopic guide, 5 cooking levels
- Personal cooking assistant (20 pre-programmed recipes)
- Automatic temperature and time suggestion for each function
- 1 litre water tank
- Sterilization and regeneration functions
- MeatProbe
- Triple glazed door
- SoftClose system
- Door opening security disconnection
- Tangential ventilation
- 2 Gastronorm with tray
- Deep tray, stainless steel perforated tray and reinforced grid (with anti-tip system)



COLOUR

Glass Black

FRAME Stainless steel

EXTERNAL DIMENSIONS

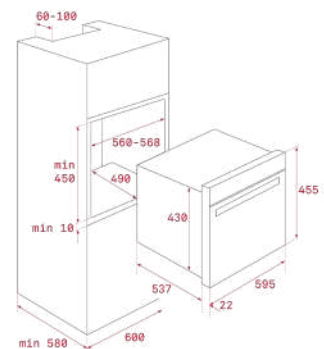
Height 455mm **Width** 595mm **Depth** 559mm

NEW

MAESTRO HLC 8471 S



- Urban Colors Edition
- Steam oven
- True colour TFT 4" display with digital timer
- Steam cooking 30-100°C
- 1 Plus-Extension telescopic guide, 5 cooking levels
- Personal cooking assistant (20 pre-programmed recipes)
- Automatic temperature and time suggestion for each function
- 1 litre water tank
- Sterilization and regeneration functions
- MeatProbe
- Triple glazed door
- SoftClose system
- Door opening security disconnection
- Tangential ventilation
- 2 Gastronorm with tray
- Deep tray, stainless steel perforated tray and reinforced grid (with anti-tip system)



COLOUR

Glass Steam Grey

FRAME Infinity glass

EXTERNAL DIMENSIONS

Height 455mm **Width** 595mm **Depth** 559mm

COMPACTS

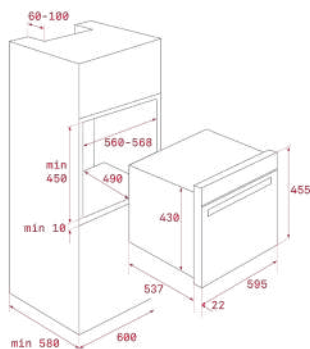


NEW

MAESTRO HLC 8471 S



- Steam oven
- True colour TFT 4" display with digital timer
- Steam cooking 30-100°C
- 1 Plus-Extension telescopic guide, 5 cooking levels
- Personal cooking assistant (20 pre-programmed recipes)
- Automatic temperature and time suggestion for each function
- 1 litre water tank
- Sterilization and regeneration functions
- MeatProbe
- Triple glazed door
- SoftClose system
- Door opening security disconnection
- Tangential ventilation
- 2 Gastronorm with tray
- Deep tray, stainless steel perforated tray and reinforced grid (with anti-tip system)



COLOUR

Glass Reflex

FRAME Infinity glass

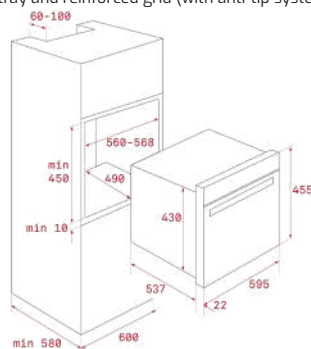
EXTERNAL DIMENSIONS

Height 455mm **Width** 595mm **Depth** 559mm

MAESTRO HLC 847 SC



- Multifunction + steam oven
- HydroClean® PRO auto cleaning system
- Multifunction SurroundTemp - 15 cooking functions
- Steam cooking 30-100°C
- True colour TFT 4" display with digital timer
- 1 Plus-Extension telescopic guide, 5 cooking levels
- Personal cooking assistant (20 pre-programmed recipes)
- Automatic temperature and time suggestion for each function
- Slow cook function & Automatic fast heating
- Sterilization and regeneration functions
- MeatProbe
- 1 litre water tank
- Triple glazed door
- SoftClose system
- Door opening security disconnection
- Tangential ventilation
- 2 Gastronorm with tray, deep tray, stainless steel perforated tray and reinforced grid (with anti-tip system)



COLOUR

Glass Black

FRAME Stainless steel

EXTERNAL DIMENSIONS

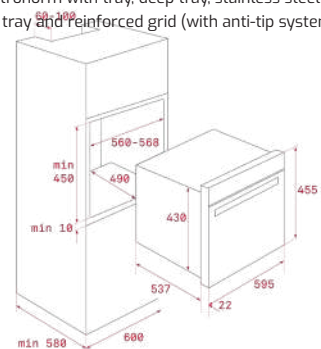
Height 455mm **Width** 595mm **Depth** 559mm

NEW

MAESTRO HLC 8471 SC



- Urban Colors Edition
- Multifunction + steam oven
- HydroClean® PRO auto cleaning system
- Multifunction SurroundTemp - 15 cooking functions
- Steam cooking 30-100°C
- True colour TFT 4" display with digital timer
- 1 Plus-Extension telescopic guide, 5 cooking levels
- Personal cooking assistant (20 pre-programmed recipes)
- Automatic temperature and time suggestion for each function
- Slow cook function & Automatic fast heating
- Sterilization and regeneration functions
- MeatProbe
- 1 litre water tank
- Triple glazed door
- SoftClose system
- Door opening security disconnection
- Tangential ventilation
- 2 Gastronorm with tray, deep tray, stainless steel perforated tray and reinforced grid (with anti-tip system)



COLOUR

Glass Steam Grey

FRAME Infinity glass

EXTERNAL DIMENSIONS

Height 455mm **Width** 595mm **Depth** 559mm

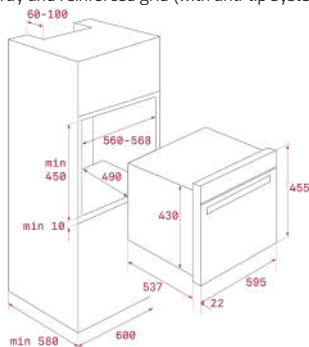


NEW

MAESTRO HLC 8471 SC



- Multifunction + steam oven
- HydroClean® PRO auto cleaning system
- Multifunction SurroundTemp - 15 cooking functions
- Steam cooking 30-100°C
- True colour TFT 4" display with digital timer
- 1 Plus-Extension telescopic guide, 5 cooking levels
- Personal cooking assistant (20 pre-programmed recipes)
- Automatic temperature and time suggestion for each function
- Slow cook function & Automatic fast heating
- Sterilization and regeneration functions
- MeatProbe
- 1 litre water tank
- Triple glazed door
- SoftClose system
- Door opening security disconnection
- Tangential ventilation
- 2 Gastronorm with tray, deep tray, stainless steel perforated tray and reinforced grid (with anti-tip system)



COLOUR

Glass Reflex

FRAME Infinity glass

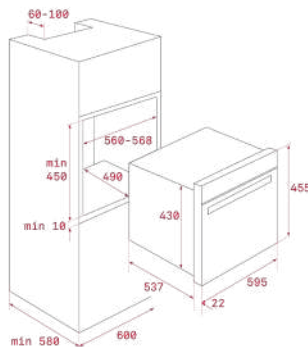
EXTERNAL DIMENSIONS

Height 455mm Width 595mm Depth 559mm

MAESTRO HLC 847 C



- Multifunction + Microwave oven
- HydroClean® PRO auto cleaning system
- Multifunction SurroundTemp - 16 cooking functions
- True colour TFT 4" display with digital timer
- Five cooking levels
- Personal cooking assistant (20 pre-programmed recipes)
- Automatic temperature and time suggestion for each function
- Slow cook function
- Automatic fast heating
- Microwave, Pizza, and ECO functions
- Defrosting based on time and weight
- Triple glazed door
- SoftClose system
- Door opening security disconnection
- Tangential ventilation
- Glass tray and reinforced grid (with anti-tip system)



COLOUR

Glass Black

FRAME Stainless steel

EXTERNAL DIMENSIONS

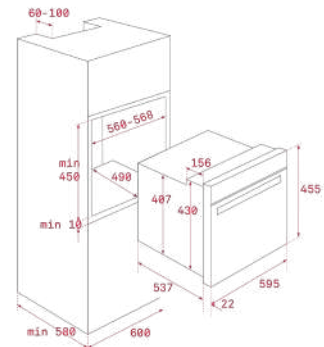
Height 455mm Width 595mm Depth 559mm

NEW

MAESTRO HLC 8400



- Urban Colors Edition
- HydroClean CristalColor Compact
- HydroClean® PRO auto cleaning system
- SurroundTemp multifunction - 9 cooking functions
- Touch Control with electronic timer
- 1 Plus-Extension telescopic guide, 5 cooking levels
- Fast heating
- Triple glazed door
- Dynamic ventilation
- Deep tray and reinforced grid (with anti-tip system)



COLOUR

Glass Black

FRAME Infinity glass

EXTERNAL DIMENSIONS

Height 455mm Width 595mm Depth 537+22mm

COMPACTS



NEW

MAESTRO HLC 8400



- Urban Colors Edition
- HydroClean CristalColor Compact
- HydroClean® PRO auto cleaning system
- SurroundTemp multifunction - 9 cooking functions
- Touch Control with electronic timer
- 1 Plus-Extension telescopic guide, 5 cooking levels
- Fast heating
- Triple glazed door
- Dynamic ventilation
- Deep tray and reinforced grid (with anti-tip system)

NEW

MAESTRO HLC 8400



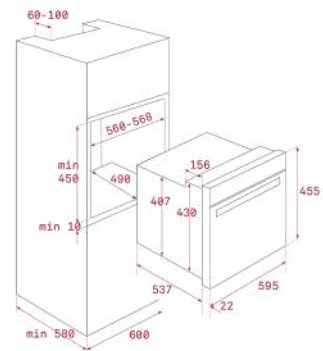
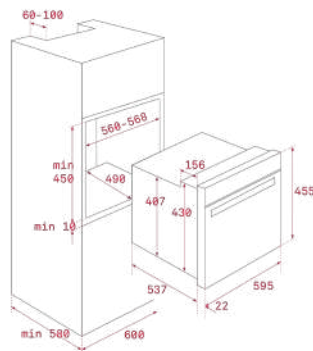
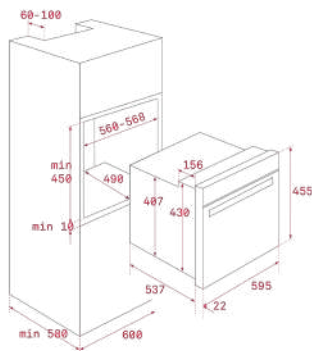
- Urban Colors Edition
- HydroClean CristalColor Compact
- HydroClean® PRO auto cleaning system
- SurroundTemp multifunction - 9 cooking functions
- Touch Control with electronic timer
- 1 Plus-Extension telescopic guide, 5 cooking levels
- Fast heating
- Triple glazed door
- Dynamic ventilation
- Deep tray and reinforced grid (with anti-tip system)

NEW

MAESTRO HLC 8400



- Urban Colors Edition
- HydroClean CristalColor Compact
- HydroClean® PRO auto cleaning system
- SurroundTemp multifunction - 9 cooking functions
- Touch Control with electronic timer
- 1 Plus-Extension telescopic guide, 5 cooking levels
- Fast heating
- Triple glazed door
- Dynamic ventilation
- Deep tray and reinforced grid (with anti-tip system)



COLOUR

Glass London brick brown

FRAME Infinity glass

EXTERNAL DIMENSIONS

Height 455mm **Width** 595mm **Depth** 537+22mm

COLOUR

Glass Stone Grey

FRAME Infinity glass

EXTERNAL DIMENSIONS

Height 455mm **Width** 595mm **Depth** 537+22mm

COLOUR

Glass White

FRAME Infinity glass

EXTERNAL DIMENSIONS

Height 455mm **Width** 595mm **Depth** 537+22mm

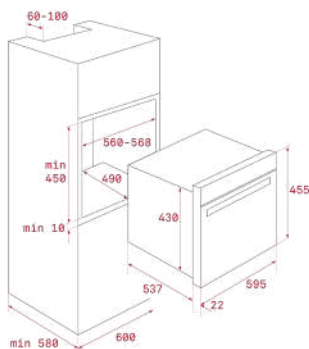


NEW

MAESTRO MLC 8440



- Urban Colors Edition
- HydroClean CristalColor Compact microwave
- Microwave oven + grill
- 3 cooking functions
- Touch Control with electronic timer
- 5 cooking levels
- Double glazed door
- Auto safety lock for children at control panel
- Tangential ventilation
- Reinforced grid (with anti-tip system)
- 5 microwave power levels, 1.000 W out
- Auto defrosting by time and weight



COLOUR

Glass Black

FRAME Infinity glass

EXTERNAL DIMENSIONS

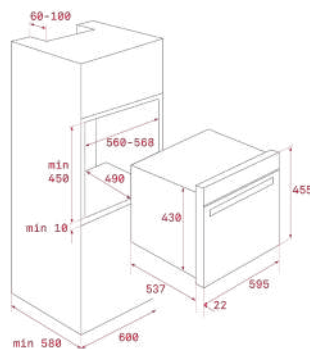
Height 455mm **Width** 595mm **Depth** 537mm

NEW

MAESTRO MLC 8440



- Urban Colors Edition
- HydroClean CristalColor Compact microwave
- Microwave oven + grill
- 3 cooking functions
- Touch Control with electronic timer
- Five cooking levels
- Double glazed door
- Auto safety lock for children at control panel
- Tangential ventilation
- Reinforced grid (with anti-tip system)
- 5 microwave power levels, 1.000 W out
- Auto defrosting by time and weight




COLOUR

Glass Stone Grey

FRAME Infinity glass

EXTERNAL DIMENSIONS

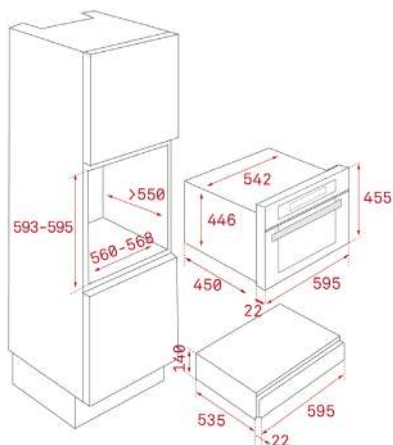
Height 455mm **Width** 595mm **Depth** 537mm



NEW

MAESTRO CP 150 GS

- Urban Colors Edition
- Plate warmer
- Temperature range: 30°-80°
- 6 plates setting: 6 dinner plates (24 cm), 6 deep plates (10 cm), and 3 serving platters (17, 19 and 32 cm) or 20 dinner plates (28 cm) or 40 tea cups or 80 coffee cups.
- Pull out telescopic drawer
- Push-pull opening system
- Anti-sliding base
- Frontal Glass not included:
 - 111890002 - Black Glass
 - 111890006 - London Brick Brown Glass
 - 111890004 - Stone Grey Glass
 - 111890005 - Steam Grey Glass
 - 111890003 - White Glass



FRAME Infinity glass

EXTERNAL DIMENSIONS

Height 140mm **Width** 595mm **Depth** 557mm

TEKA

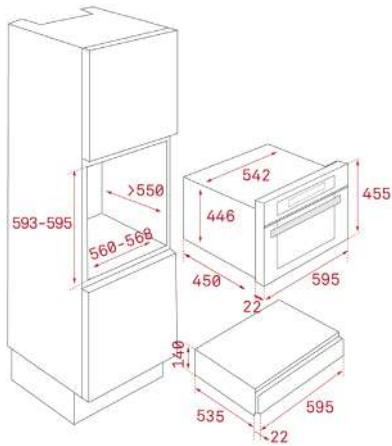
TEKA

NEW

MAESTRO VS 1520 GS



- Urban Colors Edition
- Vacuum sealing machine
- Storage for accessories
- Kitchen scale
- Protecting cover for kitchen scale
- Roll holder for aluminum foil
- Roll holder for cling film
- Soft-close
- Self-closing
- Frontal Glass not included:
- 111890002 - Black Glass
- 111890006 - London Brick Brown Glass
- 111890004 - Stone Grey Glass
- 111890005 - Steam Grey Glass
- 111890003 - White Glass



FRAME Infinity glass

EXTERNAL DIMENSIONS

Height 140mm Width 595mm Depth 557mm



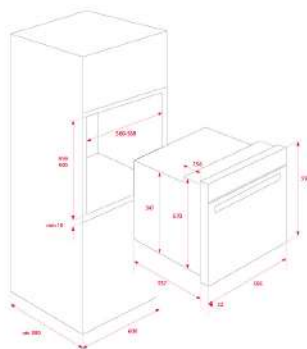
COMPACTS



TOTAL HSC 644 S



- Steam oven
- Touch Control with electronic timer
- Five cooking levels
- Steam cooking 30-100°C
- 1 litre water tank
- Sterilization and regeneration functions
- Triple glazed door
- Door opening security disconnection
- Tangential ventilation
- Deep tray, stainless steel perforated tray and reinforced grid (with anti-tip system)



COLOUR

Stainless Steel

FRAME Stainless steel

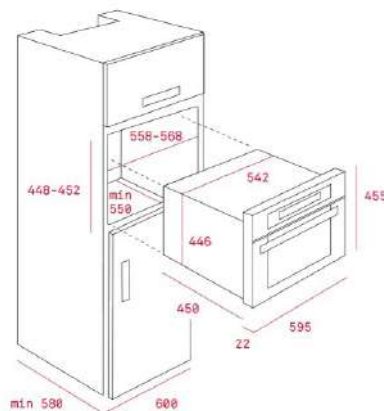
EXTERNAL DIMENSIONS

Height 455mm Width 595mm Depth 559mm

TOTAL MWR 32 BIA AT



- Country Style Edition
- Microwave + grill
- 3 cooking functions
- Minute minder
- 5 microwave power levels, 1.000 W out
- Defrosting by time
- Integrated turntable
- Triple glazed door
- Tangential ventilation
- Door opening security disconnection
- Capacity: 44 litres
- Browning plate and 2 grids



COLOUR

Anthracite Brass

EXTERNAL DIMENSIONS

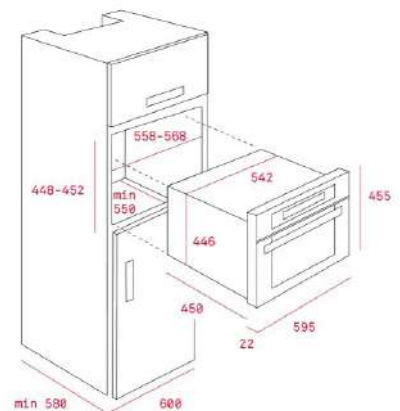
Height 455mm Width 595mm Depth 472mm

NEW

TOTAL MWR 32 BIA ATS



- Country Style Edition
- Microwave + grill
- 3 cooking functions
- Minute minder
- Integrated turntable
- 5 microwave power levels, 1.000 W out
- Defrosting by time
- 2 Grids and browning plate
- Double glazed door
- Tangential ventilation
- Door opening security disconnection
- Capacity: 32 litres



COLOUR

Anthracite Silver

EXTERNAL DIMENSIONS

Height 455mm Width 595mm Depth 472mm



NEW

TOTAL MWR 32 BIA VN

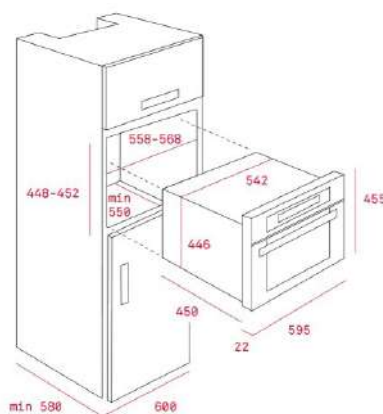
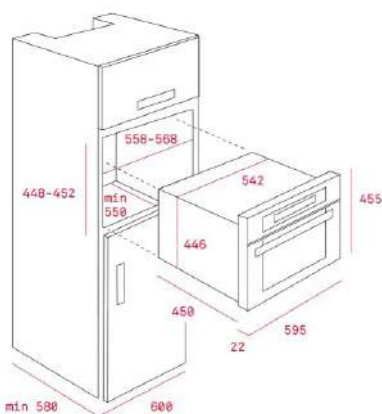
TOTAL MWR 32 BIA VNS



- Country Style Edition
- Microwave + grill
- 3 cooking functions
- Minute minder
- 5 microwave power levels, 1.000 W out
- Defrosting by time
- Integrated turntable
- Triple glazed door
- Tangential ventilation
- Door opening security disconnection
- Capacity: 44 litres
- Browning plate and 2 grids



- Country Style Edition
- Microwave + grill
- 3 cooking functions
- Minute minder
- Integrated turntable
- 5 microwave power levels, 1.000 W out
- Defrosting by time
- 2 Grids and browning plate
- Double glazed door
- Tangential ventilation
- Door opening security disconnection
- Capacity: 32 litres



COLOUR



COLOUR



EXTERNAL DIMENSIONS

Height 455mm Width 595mm Depth 472mm

EXTERNAL DIMENSIONS

Height 455mm Width 595mm Depth 472mm

COMPACTS

Modelo	CLC 855 GM	CLC 835 MC
Multicapsule	-	✓
INNER CABINET DIMENSIONS		
Cabinet height (mm)	450	450
Cabinet width (mm)	560	560
Cabinet depth (mm)	-	580
ELECTRICAL FEATURES		
Maximum Nominal Power (W)	1.350	2.100
Cable connection length	180	110

Modelo	HLC 847 S	HLC 847 SC	HLC 847 C	HLC 8400	MLC 8440
INNER CAVITY DIMENSIONS					
Height (mm)	232	232	232	232	232
Width (mm)	475	475	475	475	475
Depth (mm)	405	385	365	402	365
Volume Net (L)	48	44	40	44	44
Volume Gross (L)	49	45	41	45	45
ELECTRICAL FEATURES					
Maximum Nominal Power (W)	3.000	3.000	3.400	3.015	3.200
MWO Power (W)	-	-	1.000	-	1.000
Static oven (W)	-	2.250	2.100	2.550	-
Bottom Heating Element (W)	1.150	1.150	1.000	1.150	-
Grill (W)	-	1.400	1.400	1.400	1.400
Maxigrill (W)	-	2.500	2.500	2.500	-
Turbo (W)	-	1.800	1.600	1.800	-
Multifunction motor (W)	-	22	30	22	-
Inner light (W)	25	25	25	25	25
Cooling fan motor (W)	35	35	18	18	18
Cable connection length	110	110	110	110	110
SAFETY SYSTEMS					
Automatic disconnection security system	✓	✓	✓	-	✓
Children safety	✓	✓	✓	-	-
Grill protection	-	✓	✓	✓	✓
Full glazed door	3	4	3	3	2
CLEANING SYSTEMS					
Hydroclean ECO	-	-	-	-	-
Hydroclean PRO	-	✓	✓	✓	-
Pyrolytic	-	-	-	-	-
ENERGY EFFICIENCY					
Energy Efficiency Class	-	A+	-	A+	-

Modelo	HSC 644 S	MWR 32 BIA AT	MWR 32 BIA ATS	MWR 32 BIA VN	MWR 32 BIA VNS
INNER CAVITY DIMENSIONS					
Height (mm)	232	420	420	420	420
Width (mm)	475	390	390	390	390
Depth (mm)	405	210	210	210	210
Volume Net (L)	48	32	32	32	32
Volume Gross (L)	49	38	38	38	38
ELECTRICAL FEATURES					
Maximum Nominal Power (W)	2.300	3.300	3.300	3.300	3.300
MWO Power (W)	-	1.000	1.000	1.000	1.000
Static oven (W)	-	-	-	-	-
Bottom Heating Element (W)	1.150	-	-	-	-
Grill (W)	-	1.500	1.500	1.500	1.500
Maxigrill (W)	-	-	-	-	-
Turbo (W)	-	-	-	-	-
Multifunction motor (W)	-	-	-	-	-
Inner light (W)	25	25	25	25	25
Cooling fan motor (W)	35	35	35	35	35
Cable connection length	110	150	150	150	150
SAFETY SYSTEMS					
Automatic disconnection security system	✓	✓	✓	✓	✓
Children safety	✓	-	-	-	-
Grill protection	-	-	-	-	-
Full glazed door	3	3	3	3	3
CLEANING SYSTEMS					
Hydroclean ECO	-	-	-	-	-
Hydroclean PRO	-	-	-	-	-
Pyrolytic	-	-	-	-	-
ENERGY EFFICIENCY					
Energy Efficiency Class	-	-	-	-	-

Modelo	CP 150 GS	VS 1520 GS
INNER DIMENSIONS		
Height (mm)	100	-
Width (mm)	470	-
Depth (mm)	500	-
ELECTRICAL FEATURES		
Maximum Nominal Power (W)	420	115
Cable connection length	110	-



Cooking is **believing**



MICROWAVES





Design and harmony to create the perfect cooking environment at home

Cooking fast and easy without saying goodbye to that unique taste of our traditional recipes. Teka microwaves offer countless and intuitive functions with an exclusive design. Our microwaves style fits perfectly with our ovens and compacts, creating harmony in every kitchen. Shapes, materials and colours are carefully designed to create wellness in your home. Make a piece of art of your kitchen.



Creating unforgettable moments is **easier and faster than ever**

Easy installation

Frontal trim kit is included in the microwave for an Easy installation. The frame is already fixed to the microwave oven instead of the cabinet, so the assembly process is faster and we can get our new microwave ready in just 5 minutes and using 4 screws.

Memorize your favourite recipes

With Teka microwave ovens you can select different power memories and heating times so you can repeat your favourite recipes as many times as you wish.



Ceramic base

No boundaries in your kitchen

Your cooking will never have boundaries again. Teka microwaves bring you wide cooking surfaces to use bigger plates. You won't have to get another hot-but-cold dish again from the microwave thanks to our homogeneous heat system. Waves distribution comes from the lower ceramic part of the appliance and there is no need to use turntable plates. Microwave is completely flat inside so it is easier to clean and to reach any part of it where food stains may remain. We have as well an excellent efficiency.






Crunch plate

Real crispy microwave pizza

Crunch plate will give us the chance to cook easy and fast. You can do a potato omelette without turn it upside down, cook a quiche or even do some crunchy French fries. You can even have crispy pizzas thanks to the plate, reaching very high temperatures to turn the borders golden brown and crusty.

Microwaves

Minimum consumption, highly accurate and very easy to use.

		MAESTRO				
		ELECTRONIC CONTROL DIGITAL DISPLAY			TOUCH CONTROL DIGITAL DISPLAY	
INTEGRATED	MICROWAVES + GRILL					
		ML 8220 BIS	ML 8220 BIS	ML 8220 BIS	ML 8220 BIS	ML 8220 BIS
	MICROWAVES					
	CRISTALCOLOR					
FREE INSTALATION	MICROWAVES + GRILL					
	MICROWAVES					

MAESTRO

Domestic appliances for those who like going one step further. For those who will not settle for being like the rest.

TOTAL

Designed for those who demand everything of their appliances, for everyone in the house. Maximum effectiveness in any situation.

EASY

For those who prefer no complications in the kitchen without denying themselves an appliance that gives so much while asking for so little in return.

TOTAL

ELECTROMECHANICAL

MECHANICAL



MWR 22 BI ATS



MWR 22 BI AT



MWR 22 BI VN



MWR 22 BI VNS

MICROWAVES

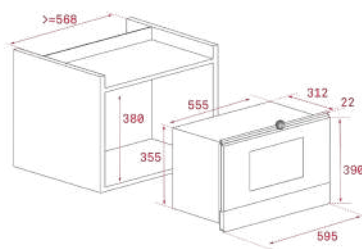


NEW

MAESTRO ML 8220 BIS



- Urban Colors Edition
- Ceramic base microwave + grill
- Electronic glass control panel with digital clock
- Dropdown grill, 1.200W
- 5 power levels, 850 W out
- Stainless steel cavity
- Ceramic base with uniform heating
- Forced tangential ventilation
- Program selector and electronic functions
- Quick start 30"
- Defrost (5 programs)
- 9 direct access menus
- Browning plate and reinforced grill grid



COLOR

Glass Black

FRAME Infinity glass

EXTERNAL DIMENSIONS

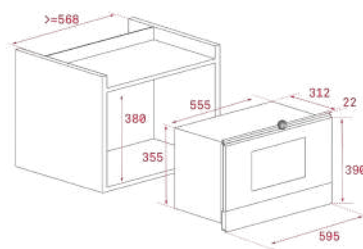
Height 390mm **Width** 595mm **Depth** 334mm

NEW

MAESTRO ML 8220 BIS



- Urban Colors Edition
- Ceramic base microwave + grill
- Electronic glass control panel with digital clock
- Dropdown grill, 1.200W
- 5 power levels, 850 W out
- Stainless steel cavity
- Ceramic base with uniform heating
- Forced tangential ventilation
- Program selector and electronic functions
- Quick start 30"
- Defrost (5 programs)
- 9 direct access menus
- Browning plate and reinforced grill grid



COLOR

Glass London brick brown

FRAME Infinity glass

EXTERNAL DIMENSIONS

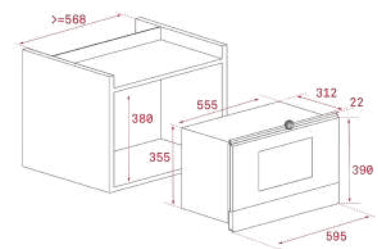
Height 390mm **Width** 595mm **Depth** 334mm

NEW

MAESTRO ML 8220 BIS



- Urban Colors Edition
- Ceramic base microwave + grill
- Electronic glass control panel with digital clock
- Dropdown grill, 1.200W
- 5 power levels, 850 W out
- Stainless steel cavity
- Ceramic base with uniform heating
- Forced tangential ventilation
- Program selector and electronic functions
- Quick start 30"
- Defrost (5 programs)
- 9 direct access menus
- Browning plate and reinforced grill grid



COLOR

Glass Stone Grey

FRAME Infinity glass

EXTERNAL DIMENSIONS

Height 390mm **Width** 595mm **Depth** 334mm



NEW

MAESTRO ML 8220 BIS



- Urban Colors Edition
- Ceramic base microwave + grill
- Electronic glass control panel with digital clock
- Dropdown grill, 1.200W
- 5 power levels, 850 W out
- Stainless steel cavity
- Ceramic base with uniform heating
- Forced tangential ventilation
- Program selector and electronic functions
- Quick start 30"
- Defrost (5 programs)
- 9 direct access menus
- Browning plate and reinforced grill grid

NEW

MAESTRO ML 8220 BIS



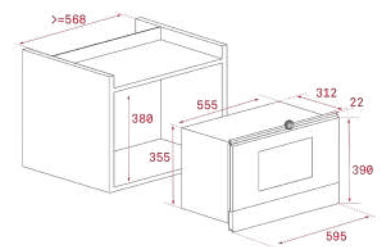
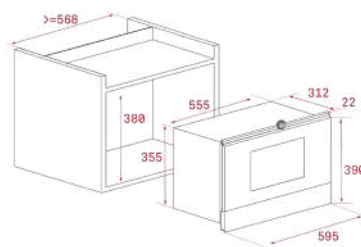
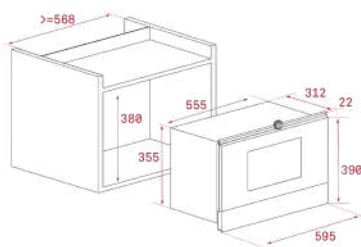
- Urban Colors Edition
- Ceramic base microwave + grill
- Electronic glass control panel with digital clock
- Dropdown grill, 1.200W
- 5 power levels, 850 W out
- Stainless steel cavity
- Ceramic base with uniform heating
- Forced tangential ventilation
- Program selector and electronic functions
- Quick start 30"
- Defrost (5 programs)
- 9 direct access menus
- Browning plate and reinforced grill grid

NEW

TOTAL MWR 22 BI AT



- Country Style microwave
- Ceramic base + grill
- Electromechanical control
- Five power levels, 850 W out
- Stainless steel cavity
- Ceramic base with uniform heating
- Forced tangential ventilation
- Auto defrost by time



COLOR

 Glass Steam Grey

FRAME Infinity glass

EXTERNAL DIMENSIONS

Height 390mm Width 595mm Depth 334mm

COLOR

 Glass White

FRAME Infinity glass

EXTERNAL DIMENSIONS

Height 390mm Width 595mm Depth 334mm

COLOR

 Anthracite Brass

EXTERNAL DIMENSIONS

Height 380/390mm Width 595mm Depth 334mm

MICROWAVES



NEW

TOTAL MWR 22 BI ATS



- Country Style Edition
- Ceramic base microwave + grill
- Electromechanical control
- Five power levels, 850 W out
- Stainless steel cavity
- Ceramic base with uniform heating
- Forced tangential ventilation
- Auto defrost by time

NEW

TOTAL MWR 22 BI VN

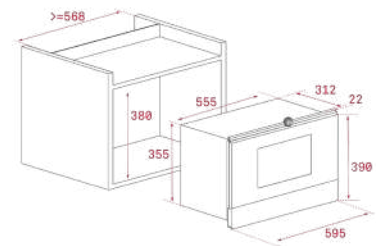
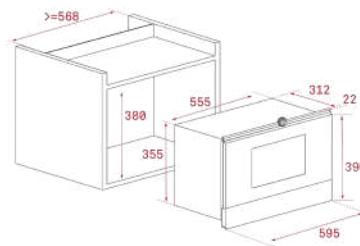
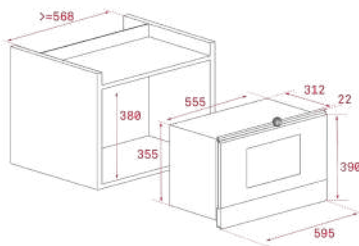


- Country Style Edition
- Ceramic base microwave + grill
- Electromechanical control
- Five power levels, 850 W out
- Stainless steel cavity
- Ceramic base with uniform heating
- Forced tangential ventilation
- Auto defrost by time

TOTAL MWR 22 BI VNS



- Country Style Edition
- Ceramic base microwave + grill
- Electromechanical control
- Five power levels, 850 W out
- Stainless steel cavity
- Ceramic base with uniform heating
- Forced tangential ventilation
- Auto defrost by time



COLOR

 Anthracite Silver

COLOR

 Vanilla Brass

COLOR

 Vanilla Silver

EXTERNAL DIMENSIONS

Height 380/390mm Width 595mm Depth 334mm

EXTERNAL DIMENSIONS

Height 380/390mm Width 595mm Depth 334mm

EXTERNAL DIMENSIONS

Height 380/390mm Width 595mm Depth 334mm

Modelo	ML 8220 BIS	MWR 22 BI AT	MWR 22 BI ATS	MWR 22 BI VN	MWR 22 BI VNS
INNER CAVITY DIMENSIONS					
Height (mm)	220	350	350	350	350
Width (mm)	350	280	280	280	280
Depth (mm) (mm)	280	220	220	220	220
Volume (l)	22	22	22	22	22
ELECTRICAL FEATURES					
Maximum Nominal Power (W)	2.500	1.400	1.400	1.400	1.400
Microwave power	850	850	850	850	850
Grill power (W)	1.200	-	-	-	-
Cable connection length	110	150	150	150	150
SAFETY SYSTEMS					
Children safety block	-	-	-	-	-
Safety thermostat	√	√	√	√	√
Automatic disconnection when opening the door	√	√	√	√	√
Tangential ventilation	√	√	√	√	√



Teka adds **soul** to
your kitchen



HOBBS



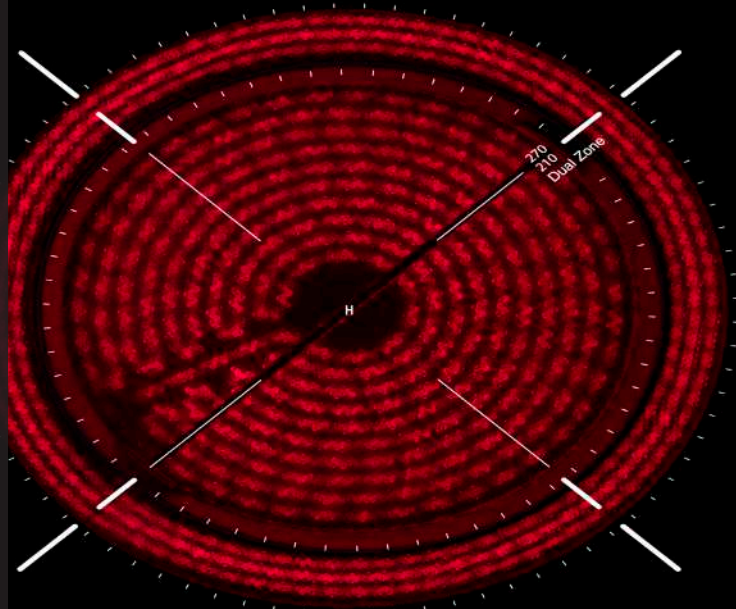
The kitchen is the heart of a home. A warm and pleasant place where your wishes come true under your complete control, at your service.

Feel fulfilled after control your recipes from beginning to end. Have complete control of temperature and cooking time with a wide range of possibilities to develop all your creativity in the kitchen. Create infinite options combining dominos hobs, cooking with gas and induction at the same time or choose the most precise hob to regulate the slightest detail. Teka brings you a comprehensive range of hobs to give you anything you need in your kitchen.

Discover the latest
innovations

Vitroc ceramic hob

- More cost effective
- Easy bowl detection



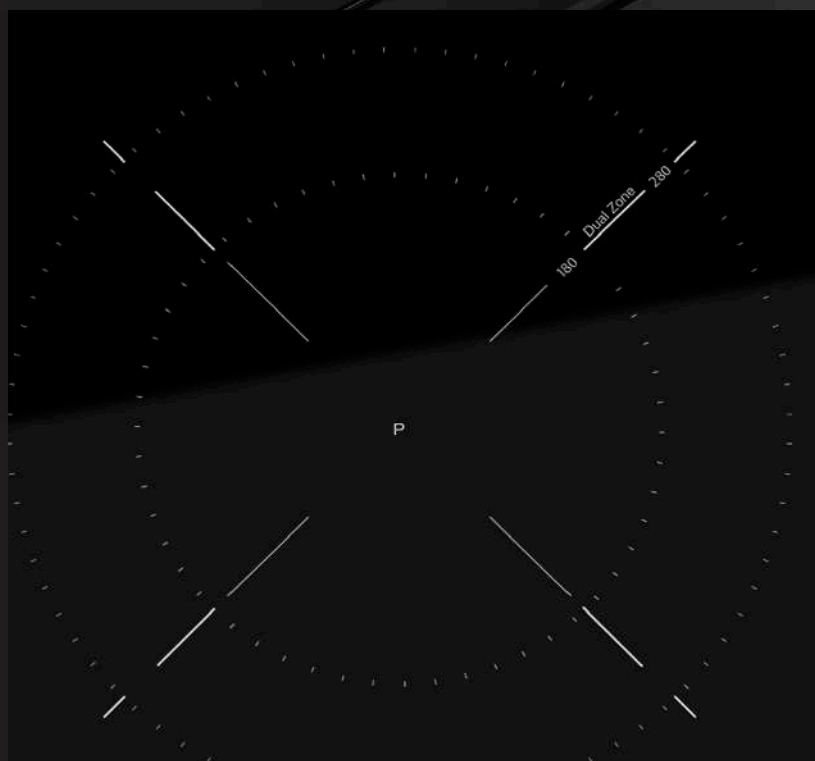
Gas hob

- Traditional cooking
- Direct control
- Fast



Induction hob

- Very fast
- Very easy to clean
- Direct heating
- Safety - Not burn on the surface
- Low energy consumption





iKnob

Satisfaction of complete control

Feel the power of absolute control. An induction hob unique in every sense thanks to an exclusive design combined with many features. Power and precision in just one control.

Slim frame with a professional and personal design with extra protection. Invisible print until you turn the hob and the control on. Intuitive back lighted LED icons to guide you through the cooking process you choose.

Quick Boiling function. Maximum power to boil water in a few seconds.

Heat maintenance function. Forget about those days when your dishes get cold while you were cooking the rest of the food. Now you can keep your plates warm until everything is perfectly cooked and ready to be served.



MultiSlider


Higher level of precision

Independent and direct control of each part of the hob to reach a higher precision level. Slide your finger or press the power you need. You will never be wrong with your recipes thanks to the new touch control slider.



Schott

We know you choose Teka because you choose quality. That is why we work hard everyday to make that claim our life philosophy, where durability and resistance are definitely important features. We make our highest demands come true with Schott glasses, a market leader known for quality.



Pre-programmed functions

Best results for your recipes

Melting

Perfect for melting chocolate or making caramel without the risk of getting burned.

Simmering

Temperature is close to boiling for a better and gently treatment of your soups, creams or stews.

Keep warm

Recipes keep the perfect temperature until they are served.

iQuick Boiling

The hob reaches boiling point in the shortest time.



Cooking without limits

Flex area is designed to use every single corner of the cooking area with different shape pans. Perfect for grids, grill, TeppanYaki or rectangular recipients.







Twin hobs

Gas and induction together in the same space

There is no need to say goodbye to technology anymore if you want to cook traditional food. All the power is in your hands now and you don't have to choose just one way to make it. Induction speed or gas tradition. Now, you've got all in the same hob with both systems working together. Total flexibility at your service, so you can even use clay pots or any kind of pan you may need for your best dishes. Induction and gas together, why not?



EX hobs

A hob for the family

Cast iron grids designed to use the whole surface. Made of iron and gathered so we can easily move recipients from one place to another. With high efficiency SABAF burners for a real energy saving up to 20% compared with traditional stoves, thanks to an impressive design. Fits perfectly with the rest of your appliances, creating harmony and an uniform look in your kitchen. A warm and family look.



Direct Sense

Find the perfect temperature for your dishes

Feel the care through precision and enjoy the perfect mix of flavours for your recipes. Temperature control by sensors avoids oil can reach excessively high temperatures. We take care of you through precision, thanks to the 6 intuitive functions. Cook with no limits thanks to its FullFlex technology using the whole cooking surface. Use your imagination and cook with recipients of any size, your recipes won't have limits.

Melting 48°C You can melt butter, chocolate or caramel. It doesn't matter if you like sweet or salty, it's the right solution for what you are looking for.

Keep Warm 60°C Keep your food warm so you can serve it at the best temperature.

Simmering 98°C Perfect temperature for soups and stews.

Quickboiling 100°C To bring 1l of water to a boil in just 3 minutes.

Deep frying 180°C It's the ideal temperature for any kind of deep fried food and toxic substances are not generated at this high point.

Pan frying 190°C To cook fish, chicken and omelettes.

Grill 200°C Best for red meat or vegetables.

SlideCooking

Just move the pan from place to place and SlideCooking feature will do the rest.

The hob automatically changes the power for maximum convenience, so you will cook over a high flame (power 9), at the front part of the hob, medium (power 5) at the centre and you will keep your dishes warm at the bottom (power 3). A giant leap for comfort cooking.

The flex area is perfect for grids, TeppanYaki grill, rectangular recipients or anything you can imagine. With a unique and useful design, each pan has the right cooking zone.





Gas on glass hobs with ExactFlame

Old traditional cooking with the newest technology

Trying to guess the power of the flame is just part of the past. With ExactFlame you can easily control flame intensity with the highest precision. You can choose a range of power from 1 to 9, ready for any kind of cooking you need at any time.

EXACT
FLAME



Power 8 to 9

- Deep Frying
- Quick Boiling
- Stir Frying

Power 4 to 5

- Pasta / Boiled
- Potatoes and vegetables

Power 1

- Keep Warm

Power 2 to 3








- Simmering

Power 6 to 7

- Pan Frying

Hobs

Minimum consumption, highly accurate and very easy to use.

		MAESTRO			
		IKNOB	MULTISLIDER	TOUCH CONTROL	
INDUCTION	90		 IZS 96600		
	60	 IZF 68600	 ITS 65600	 IZS 65600	 IZS 66700
	MODULAR		 IZS 34600		
VITROCERAMIC	80			 TRC 83631	

MAESTRO

Domestic appliances for those who like going one step further. For those who will not settle for being like the rest.

TOTAL

Designed for those who demand everything of their appliances, for everyone in the house. Maximum effectiveness in any situation.







EASY

For those who prefer no complications in the kitchen without denying themselves an appliance that gives so much while asking for so little in return.

TOTAL

MULTISLIDER



		TOTAL				
		CRISTAL GAS				
GAS	90	 GZC 96310		 GZC 95320		
	70	 GZC 85320	 GZC 75330	 GZC 75330	 GZC 75330	 GZC 75330
	60	 GZC 64320	 GZC 64320	 GZC 64320	 GZC 64320	 GZC 64321
		 GZC 64300	 GZC 63310			
MODULAR	 GZC 31330		 GZC 32300			

EASY

CRISTAL GAS



GBC 75030



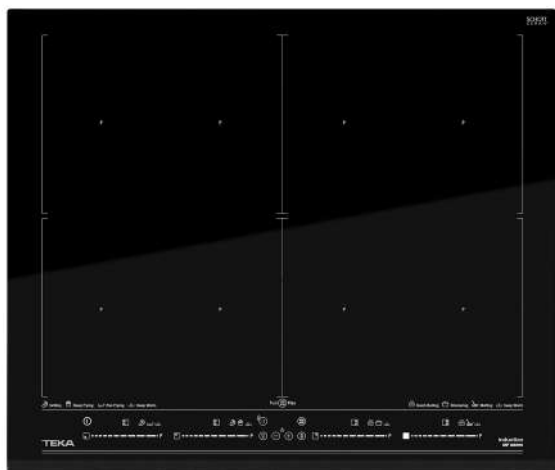
GBC 64000



GBC 64003



GBC 63010

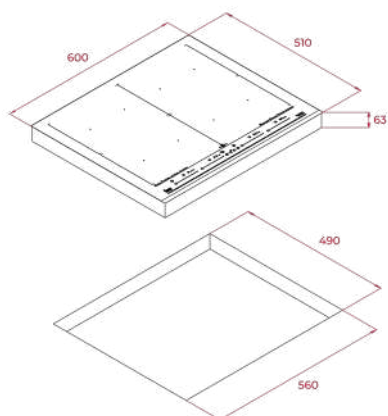


NEW

MAESTRO IZF 68600



- Induction hob
- FLEX DirectSense with Full Flex induction system
- Touch Control Multislider, with safety lock
- Cooking timer
- 7 cooking combinations (4 + 2 Flex zones + 1 Full Flex zone)
- - 4 zones of 263 x 195 mm
- - 2 Flex zones of 263 x 390 mm
- - 1 Full Flex zone of 525 x 390 mm
- Direct functions with temperature sensors:
- Grilling, Deep frying, Pan frying, Keep warm, Griddle, QuickBoiling, Simmering and Melting
- Power Plus function
- Stop & GO function / Silence mode
- Optimised pan shape & size system
- Fast-Click easy installation
- Max. (nominal) power: 7400 W



COLOR

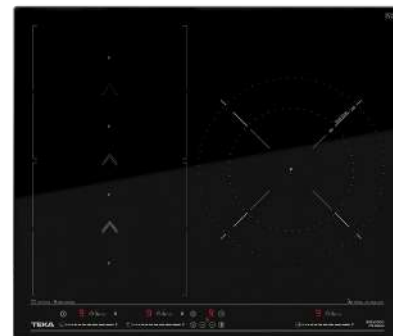
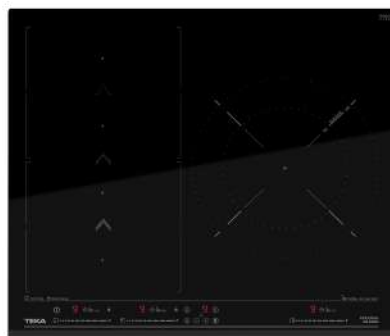
 **Glass Black**

FRAME Frontal Bevelled

EXTERNAL DIMENSIONS

Height 63mm **Width** 600mm **Depth** 510mm



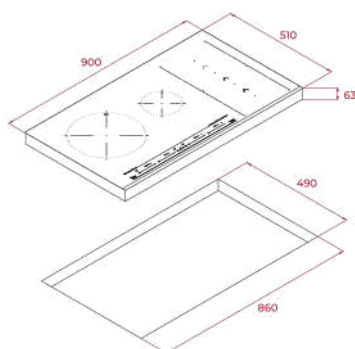


NEW

MAESTRO IZS 9660



- Induction hob
- FLEX with Slide Cooking induction system
- Touch Control Multislider, with safety lock
- Cooking timer
- 5 cooking combinations (4 + 1 Flex zone)
- -2 zones of 230 x 200 mm
- -1 Flex zone of 230 x 400 mm
- -1 double induction zone of Ø 180 / 280 mm
- SlideCooking function available in the Flex zone
- Direct functions: Quick Boiling, Melting, Simmering and Keep warm
- Power Plus function
- Stop & GO function / Silence mode
- Optimised pan shape & size system
- Fast-Click easy installation
- Max. (nominal) power: 7400 W



COLOR

Glass Black

FRAME Frontal Bevelled

EXTERNAL DIMENSIONS

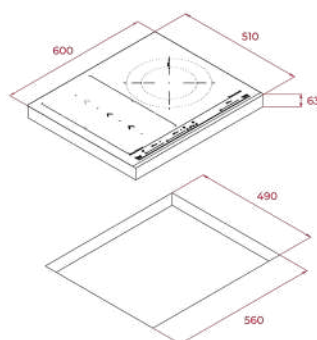
Height 63mm **Width** 900mm **Depth** 510mm

NEW

MAESTRO IZS 6560



- Induction hob
- FLEX DirectSense with Full Flex induction system
- Touch Control Multislider, with safety lock
- Cooking timer
- 4 cooking combinations (3 + 1 Flex zone)
- -2 zones of 230 x 200 mm
- -1 Flex zone of 230 x 400 mm
- -1 double induction zone of Ø 180 / 280 mm
- SlideCooking function available in the Flex zone
- Direct functions: Quick Boiling, Melting, Simmering and Keep warm
- Power Plus function
- Stop & GO function / Silence mode
- Optimised pan shape & size system
- Fast-Click easy installation
- Max. (nominal) power: 7400 W



COLOR

Glass Black

FRAME Frontal Bevelled

EXTERNAL DIMENSIONS

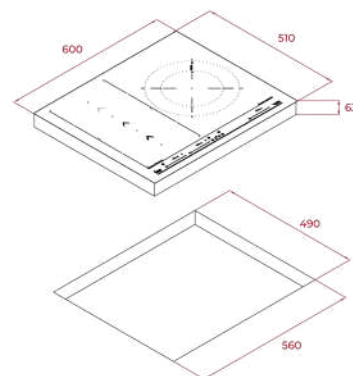
Height 63mm **Width** 600mm **Depth** 510mm

NEW

MAESTRO ITS 6560



- Induction hob
- FLEX DirectSense with Full Flex induction system
- Touch Control Multislider, with safety lock
- Cooking timer
- 4 cooking combinations (3 + 1 Flex zone)
- -2 zones of 230 x 200 mm
- -1 Flex zone of 230 x 400 mm
- -1 double induction zone of Ø 180 / 280 mm
- SlideCooking function available in the Flex zone
- Direct functions: Quick Boiling, Melting, Simmering and Keep warm
- Power Plus function
- Stop & GO function / Silence mode
- Optimised pan shape & size system
- Fast-Click easy installation
- Max. (nominal) power: 7400 W





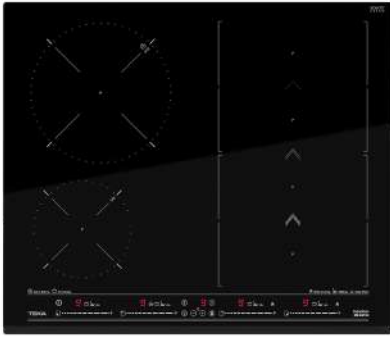
COLOR

Glass Black

FRAME Slim Metal

EXTERNAL DIMENSIONS

Height 63mm **Width** 600mm **Depth** 510mm

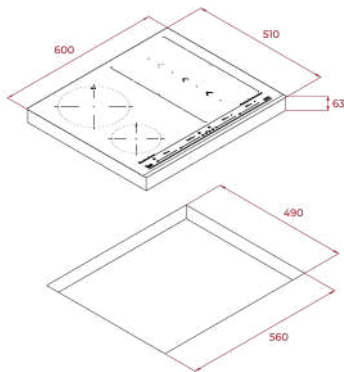


NEW

MAESTRO IZS 66700



- Induction hob
- FLEX DirectSense with Full Flex induction system
- Touch Control Multislider, with safety lock
- Cooking timer
- 5 cooking combinations (4 + 1 Flex zone)
- -2 zones of 230 x 200 mm
- -1 Flex zone of 230 x 400 mm
- -1 induction zone of Ø 210 mm
- SlideCooking function available in the Flex zone
- Direct functions: Quick Boiling, Melting, Simmering and Keep warm
- Power Plus function
- Stop & GO function / Silence mode
- Optimised pan shape & size system
- Fast-Click easy installation
- Max. (nominal) power: 7.400 W



COLOR

Glass Black

FRAME Frontal Bevelled

EXTERNAL DIMENSIONS

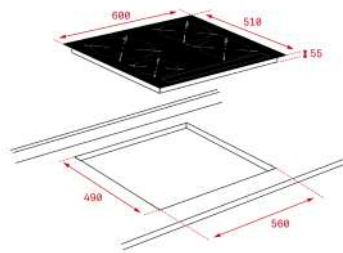
Height 63mm **Width** 600mm **Depth** 510mm

NEW

TOTAL IZ 6420



- Urban Colors Edition
- Induction hob
- Touch Control Multislider, with safety lock
- Cooking timer
- 5 induction zones (4 zones + synchro)
- - Ø145 mm
- - Ø180 mm
- - Ø180 mm
- - Ø210 mm
- - Synchro function (2 simultaneous zones: Ø180 mm + Ø180 mm)
- Direct functions: Quick Boiling, Melting, Simmering and Keep warm
- Power Plus function
- Stop & GO function / Silence mode
- Optimised pan shape & size system
- Fast-Click easy installation
- Max. (nominal) power: 7.400 W



COLOR

Glass Black

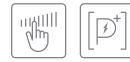
FRAME Frontal Bevelled

EXTERNAL DIMENSIONS

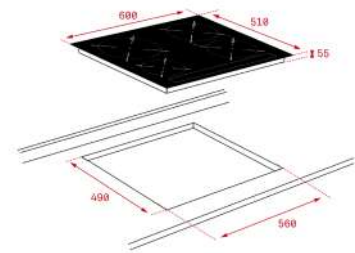
Height 50mm **Width** 600mm **Depth** 510mm

NEW

TOTAL IZ 6420



- Urban Colors Edition
- Induction hob
- Touch Control Multislider, with safety lock
- Cooking timer
- 5 induction zones (4 zones + synchro)
- - Ø145 mm
- - Ø180 mm
- - Ø180 mm
- - Ø210 mm
- - Synchro function (2 simultaneous zones: Ø180 mm + Ø180 mm)
- Direct functions: Quick Boiling, Melting, Simmering and Keep warm
- Power Plus function
- Stop & GO function / Silence mode
- Optimised pan shape & size system
- Fast-Click easy installation
- Max. (nominal) power: 7.400 W



COLOR

Glass London brick brown

FRAME Frontal Bevelled

EXTERNAL DIMENSIONS

Height 50mm **Width** 600mm **Depth** 510mm

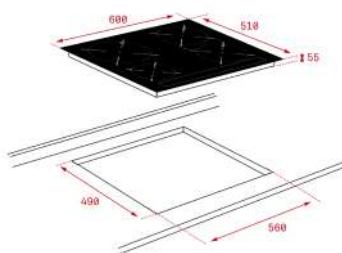


NEW

TOTAL IZ 6420



- Urban Colors Edition
- Induction hob
- Touch Control Multislider, with safety lock
- Cooking timer
- 5 induction zones (4 zones + synchro)
- - Ø145 mm
- - Ø180 mm
- - Ø180 mm
- - Ø210 mm
- - Synchro function (2 simultaneous zones: Ø180 mm + Ø180 mm)
- Direct functions: Quick Boiling, Melting, Simmering and Keep warm
- Power Plus function
- Stop & GO function / Silence mode
- Optimised pan shape & size system
- Fast-Click easy installation
- Max. (nominal) power: 7.400 W



COLOR

 Glass Stone Grey

FRAME Frontal Bevelled

EXTERNAL DIMENSIONS

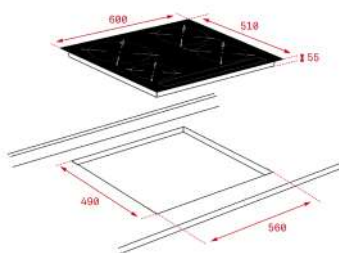
Height 50mm Width 600mm Depth 510mm

NEW

TOTAL IZ 6420



- Urban Colors Edition
- Induction hob
- Touch Control Multislider, with safety lock
- Cooking timer
- 5 induction zones (4 zones + synchro)
- - Ø145 mm
- - Ø180 mm
- - Ø180 mm
- - Ø210 mm
- - Synchro function (2 simultaneous zones: Ø180 mm + Ø180 mm)
- Direct functions: Quick Boiling, Melting, Simmering and Keep warm
- Power Plus function
- Stop & GO function / Silence mode
- Optimised pan shape & size system
- Fast-Click easy installation
- Max. (nominal) power: 7.400 W



COLOR

 Glass Steam Grey

FRAME Front bevelled Glass

EXTERNAL DIMENSIONS

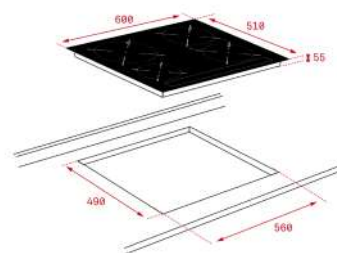
Height 50mm Width 600mm Depth 510mm

NEW

TOTAL IZ 6420



- Urban Colors Edition
- Induction hob
- Touch Control Multislider, with safety lock
- Cooking timer
- 5 induction zones (4 zones + synchro)
- - Ø145 mm
- - Ø180 mm
- - Ø180 mm
- - Ø210 mm
- - Synchro function (2 simultaneous zones: Ø180 mm + Ø180 mm)
- Direct functions: Quick Boiling, Melting, Simmering and Keep warm
- Power Plus function
- Stop & GO function / Silence mode
- Optimised pan shape & size system
- Fast-Click easy installation
- Max. (nominal) power: 7.400 W





COLOR

 Glass White

FRAME Frontal Bevelled

EXTERNAL DIMENSIONS

Height 50mm Width 600mm Depth 510mm



NEW

TOTAL IZ 6320



- Urban Colors Edition
- Induction hob
- Touch Control Multislider, with safety lock
- Cooking timer
- 3 induction zones:
 - Ø145 mm
 - Ø210 mm
 - Ø190/300 mm
- Direct functions: Quick Boiling, Melting, Simmering and Keep warm
- Power Plus function
- Stop & GO function / Silence mode
- Optimised pan shape & size system
- Fast-Click easy installation
- Max. (nominal) power: 7400 W

NEW

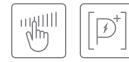
TOTAL IZ 6320



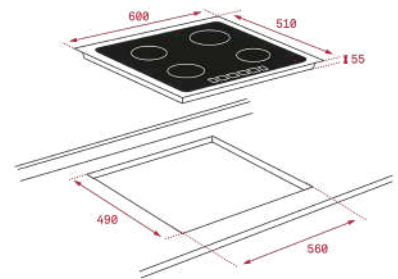
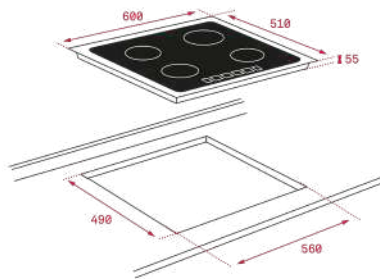
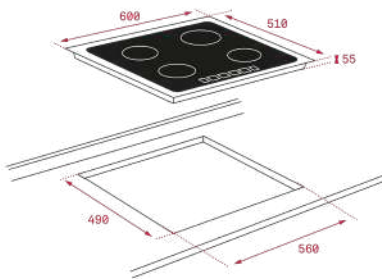
- Urban Colors Edition
- Induction hob
- Touch Control Multislider, with safety lock
- Cooking timer
- 3 induction zones:
 - Ø145 mm
 - Ø210 mm
 - Ø190/300 mm
- Direct functions: Quick Boiling, Melting, Simmering and Keep warm
- Power Plus function
- Stop & GO function / Silence mode
- Optimised pan shape & size system
- Fast-Click easy installation
- Max. (nominal) power: 7400 W

NEW

TOTAL IZ 6320



- Urban Colors Edition
- Induction hob
- Touch Control Multislider, with safety lock
- Cooking timer
- 3 induction zones:
 - Ø145 mm
 - Ø210 mm
 - Ø190/300 mm
- Direct functions: Quick Boiling, Melting, Simmering and Keep warm
- Power Plus function
- Stop & GO function / Silence mode
- Optimised pan shape & size system
- Fast-Click easy installation
- Max. (nominal) power: 7400 W



COLOR

Glass Black

FRAME Frontal Bevelled

EXTERNAL DIMENSIONS

Height 50mm **Width** 600mm **Depth** 510mm

COLOR

Glass London brick brown

FRAME Frontal Bevelled

EXTERNAL DIMENSIONS

Height 50mm **Width** 600mm **Depth** 510mm

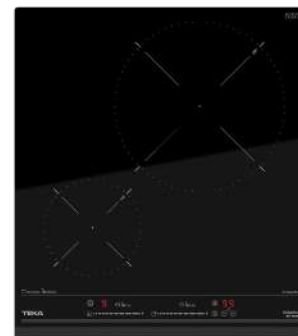

COLOR

Glass Stone Grey

FRAME Frontal Bevelled

EXTERNAL DIMENSIONS

Height 50mm **Width** 600mm **Depth** 510mm

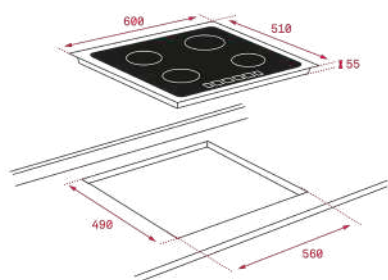


NEW

TOTAL IZ 6320



- Urban Colors Edition
- Induction hob
- Touch Control Multislider, with safety lock
- Cooking timer
- 3 induction zones:
- - Ø145 mm
- - Ø210 mm
- - Ø190/300 mm
- Direct functions: Quick Boiling, Melting, Simmering and Keep warm
- Power Plus function
- Stop & GO function / Silence mode
- Optimised pan shape & size system
- Fast-Click easy installation
- Max. (nominal) power: 7400 W



COLOR

 Glass Steam Grey

FRAME Front bevelled Glass

EXTERNAL DIMENSIONS

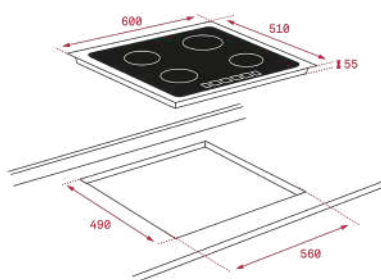
Height 50mm Width 600mm Depth 510mm

NEW

TOTAL IZ 6320



- Urban Colors Edition
- Induction hob
- Touch Control Multislider, with safety lock
- Cooking timer
- 3 induction zones:
- - Ø145 mm
- - Ø210 mm
- - Ø190/300 mm
- Direct functions: Quick Boiling, Melting, Simmering and Keep warm
- Power Plus function
- Stop & GO function / Silence mode
- Optimised pan shape & size system
- Fast-Click easy installation
- Max. (nominal) power: 7400 W



COLOR

 Glass White

FRAME Frontal Bevelled

EXTERNAL DIMENSIONS

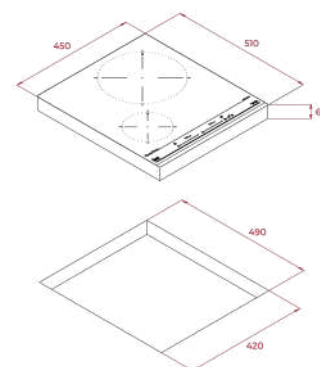
Height 55mm Width 600mm Depth 510mm

NEW

TOTAL IZC 42300



- Induction hob
- Touch Control Domislider with safety lock
- Cooking timer
- 2 induction zones
- -1 induction zone of Ø 260 mm
- -1 induction zone of Ø 145 mm
- Direct functions: Simmering, Melting and Keep warm
- Power Plus function
- Silence mode
- Optimised pan shape & size system
- Fast-Click easy installation
- Max. (nominal) power: 3.500 W



COLOR

 Glass Black

FRAME Frontal Bevelled

EXTERNAL DIMENSIONS

Height 50mm Width 450mm Depth 510mm

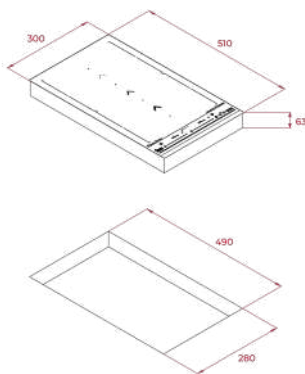


NEW

MAESTRO IZS 34600



- Induction hob
- FLEX with Slide Cooking induction system
- Touch Control Domislider
- Cooking time programmer
- 4 induction zones (2 + Slide Flex + Flex combined)
- -1 Slide Flex zone of 230 x 400 mm
- -1 Flex zone of 230 x 400 mm
- -2 zones of 230 x 200 mm
- Slide Cooking function
- Direct functions: Simmering, Melting and Keep warm
- Power Plus function
- Silence mode
- Optimised pan shape & size system
- Fast-Click easy installation
- Max. (nominal) power: 3.500 W



COLOR

Glass Black

FRAME Frontal Bevelled

EXTERNAL DIMENSIONS

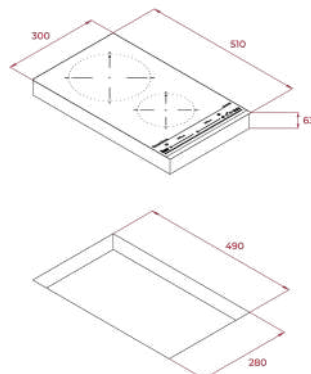
Height 63mm **Width** 300mm **Depth** 510mm

NEW

TOTAL IZC 32300



- Induction hob
- Touch Control Domislider with safety lock
- Cooking timer
- 2 induction zones
- -1 induction zone of Ø 210 mm
- -1 induction zone of Ø 145 mm
- Direct functions: Simmering, Melting and Keep warm
- Power Plus function
- Silence mode
- Optimised pan shape & size system
- Fast-Click easy installation
- Max. (nominal) power: 3.500 W



COLOR

Glass Black

FRAME Frontal Bevelled

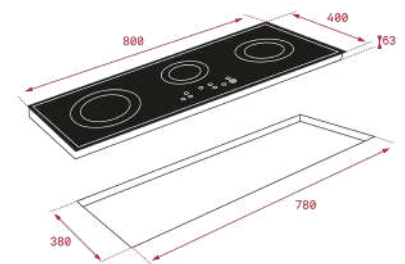
EXTERNAL DIMENSIONS

Height 55mm **Width** 300mm **Depth** 510mm

NEW

MAESTRO TRC 83631

- Vitroceramic Hob
- Touch Control
- Cooking time timer
- 3 cooking zones
- -1 High Light cooking area of Ø 145 mm
- -1 High Light cooking area of Ø 180 mm
- -1 giant cooking zone with High Light triple circuit of Ø 145 / 210 / 270 mm
- Cooking booster function
- STOP & GO function
- Timer function with acoustic alarm and safety lock
- Max. (nominal) power: 5.700 W



COLOR

Glass Black

FRAME Frontal Bevelled

EXTERNAL DIMENSIONS

Height 63mm **Width** 800mm **Depth** 400mm



NEW

TOTAL GZC 96310



- Gas on Glass with ExactFlame and bevelled front
- Front control knobs with ergonomic design
- Ceramic glass surface
- 9 power levels with precise control of the flame
- 1 double ring burner, 5.00 kW
- 1 fast burner, 2.80kW
- 2 semi-fast burners, 1.75 kW
- 1 auxiliary burner, 1.00 kW
- Auto-lock safety device (Thermocouples)
- Automatic-ignition in every burner, activated through control knobs
- Optional Wok support
- Large cast iron pan grids
- Easy installation kit
- Type of Gas: Butane

NEW

TOTAL GZC 95320



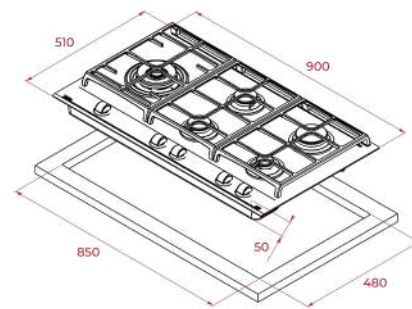
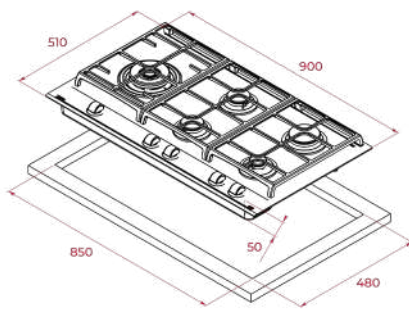
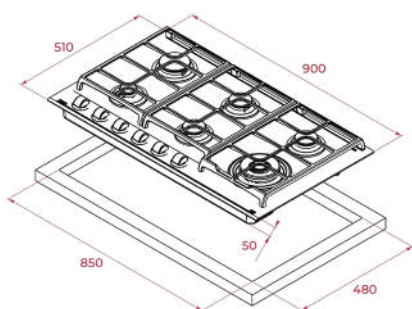
- Gas on Glass with ExactFlame and bevelled front
- Front control knobs with ergonomic design
- Ceramic glass surface
- 9 power levels with precise control of the flame
- 1 double ring burner, 5.00 kW
- 1 fast burner, 2.80kW
- 2 semi-fast burners, 1.75 kW
- 1 auxiliary burner, 1.00 kW
- Auto-lock safety device (Thermocouples)
- Automatic-ignition in every burner, activated through control knobs
- Optional Wok support
- Large cast iron pan grids
- Easy installation kit
- Type of Gas: Butane

NEW

TOTAL GZC 95320



- Gas on Glass with ExactFlame and bevelled front
- Front control knobs with ergonomic design
- Ceramic glass surface
- 9 power levels with precise control of the flame
- 1 double ring burner, 5.00 kW
- 1 fast burner, 2.80kW
- 2 semi-fast burners, 1.75 kW
- 1 auxiliary burner, 1.00 kW
- Auto-lock safety device (Thermocouples)
- Automatic-ignition in every burner, activated through control knobs
- Optional Wok support
- Large cast iron pan grids
- Easy installation kit
- Type of Gas: Natural



COLOR

Glass Black

FRAME Frontal Bevelled

EXTERNAL DIMENSIONS

Height 50mm Width 900mm Depth 510mm

COLOR

Glass Black

FRAME Frontal Bevelled

EXTERNAL DIMENSIONS

Height 50mm Width 900mm Depth 510mm

COLOR

Glass Black

FRAME Frontal Bevelled

EXTERNAL DIMENSIONS

Height 50mm Width 900mm Depth 510mm

HOBBS

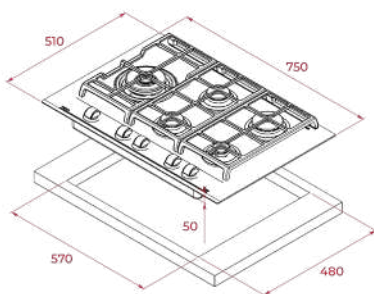


NEW

TOTAL GZC 85320



- Gas on Glass with ExactFlame and bevelled front
- Front control knobs with ergonomic design
- Ceramic glass surface
- 9 power levels with precise control of the flame
- 1 double ring burner, 5,00 kW
- 1 fast burner, 2,80kW
- 2 semi-fast burners, 1,75 kW
- 1 auxiliary burner, 1,00 kW
- Auto-lock safety device (Thermocouples)
- Automatic-ignition in every burner, activated through control knobs
- Optional Wok support
- Large cast iron pan grids
- Easy installation kit
- Type of Gas: Butane



COLOR

Glass Black

FRAME Frontal Bevelled

EXTERNAL DIMENSIONS

Height 50mm Width 750mm Depth 510mm

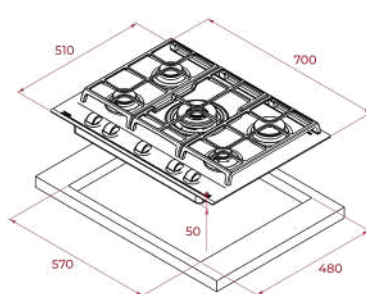


NEW

TOTAL GZC 75330



- Urban Colors Edition
- Gas on Glass with ExactFlame and bevelled front
- Front control knobs with ergonomic design
- Ceramic glass surface
- 9 power levels with precise control of the flame
- 5 gas burners
- -1 double ring burner, 4,00 kW
- -2 semi-fast burners, 1,75 kW
- -1 fast burner, 2,80 kW
- -1 auxiliary burner, 1,00 kW
- Auto-lock safety device (Thermocouples)
- Automatic-ignition in every burner, activated through control knobs
- Optional wok support
- Large cast iron grids
- Easy installation kit
- Type of Gas: Butane



COLOR

Glass Black

FRAME Frontal Bevelled

EXTERNAL DIMENSIONS

Height 50mm Width 700mm Depth 510mm

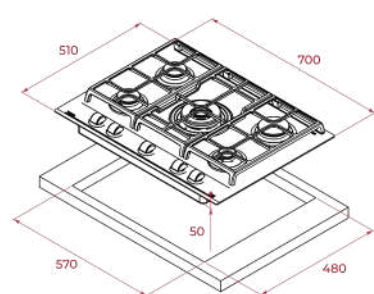


NEW

TOTAL GZC 75330



- Urban Colors Edition
- Gas on Glass with ExactFlame and bevelled front
- Front control knobs with ergonomic design
- Ceramic glass surface
- 9 power levels with precise control of the flame
- 5 gas burners
- -1 double ring burner, 4,00 kW
- -2 semi-fast burners, 1,75 kW
- -1 fast burner, 2,80 kW
- -1 auxiliary burner, 1,00 kW
- Auto-lock safety device (Thermocouples)
- Automatic-ignition in every burner, activated through control knobs
- Optional Wok support
- Large cast iron pan grids
- Easy installation kit
- Type of Gas: Natural



COLOR

Glass Black

FRAME Frontal Bevelled

EXTERNAL DIMENSIONS

Height 50mm Width 700mm Depth 510mm



NEW

TOTAL GZC 75330



- Urban Colors Edition
- Gas on Glass with ExactFlame and bevelled front
- Front control knobs with ergonomic design
- Ceramic glass surface
- 9 power levels with precise control of the flame
- 5 gas burners
- -1 double ring burner, 4,00 kW
- -2 semi-fast burners, 1,75 kW
- -1 fast burner, 2,80 kW
- -1 auxiliary burner, 1,00 kW
- Auto-lock safety device (Thermocouples)
- Automatic-ignition in every burner, activated through control knobs
- Optional work support
- Large cast iron grids
- Easy installation kit
- Type of Gas: Butane

NEW

TOTAL GZC 75330



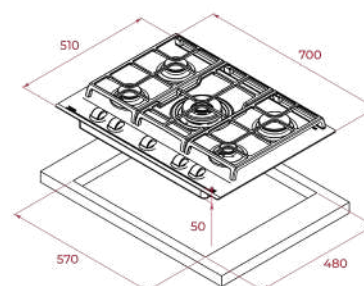
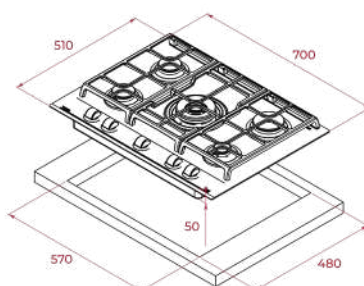
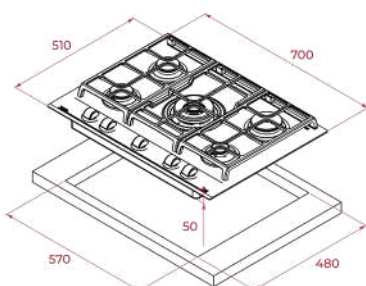
- Urban Colors Edition
- Gas on Glass with ExactFlame and bevelled front
- Front control knobs with ergonomic design
- Ceramic glass surface
- 9 power levels with precise control of the flame
- 5 gas burners
- -1 double ring burner, 4,00 kW
- -2 semi-fast burners, 1,75 kW
- -1 fast burner, 2,80 kW
- -1 auxiliary burner, 1,00 kW
- Auto-lock safety device (Thermocouples)
- Automatic-ignition in every burner, activated through control knobs
- Optional Wok support
- Large cast iron pan grids
- Easy installation kit
- Type of Gas: Natural

NEW

TOTAL GZC 75330



- Urban Colors Edition
- Gas on Glass with ExactFlame and bevelled front
- Front control knobs with ergonomic design
- Ceramic glass surface
- 9 power levels with precise control of the flame
- 5 gas burners
- -1 double ring burner, 4,00 kW
- -2 semi-fast burners, 1,75 kW
- -1 fast burner, 2,80 kW
- -1 auxiliary burner, 1,00 kW
- Auto-lock safety device (Thermocouples)
- Automatic-ignition in every burner, activated through control knobs
- Optional work support
- Large cast iron grids
- Easy installation kit
- Type of Gas: Butane



COLOR

Glass London brick brown

FRAME Frontal Bevelled

EXTERNAL DIMENSIONS

Height 50mm **Width** 700mm **Depth** 510mm

COLOR

Glass London brick brown

FRAME Frontal Bevelled

EXTERNAL DIMENSIONS

Height 50mm **Width** 700mm **Depth** 510mm

COLOR

Glass Stone Grey

FRAME Frontal Bevelled

EXTERNAL DIMENSIONS

Height 50mm **Width** 700mm **Depth** 510mm

HOBS

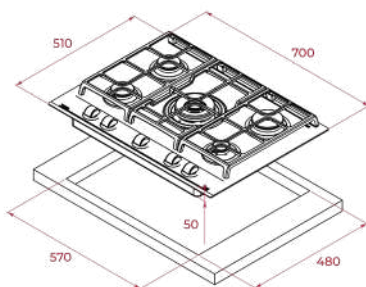


NEW

TOTAL GZC 75330



- Urban Colors Edition
- Gas on Glass with ExactFlame and bevelled front
- Front control knobs with ergonomic design
- Ceramic glass surface
- 9 power levels with precise control of the flame
- 5 gas burners
- -1 double ring burner, 4,00 kW
- -2 semi-fast burners, 1,75 kW
- -1 fast burner, 2,80 kW
- -1 auxiliary burner, 1,00 kW
- Auto-lock safety device (Thermocouples)
- Automatic-ignition in every burner, activated through control knobs
- Optional Wok support
- Large cast iron pan grids
- Easy installation kit
- Type of Gas: Natural



COLOR

Glass Stone Grey

FRAME Frontal Bevelled

EXTERNAL DIMENSIONS

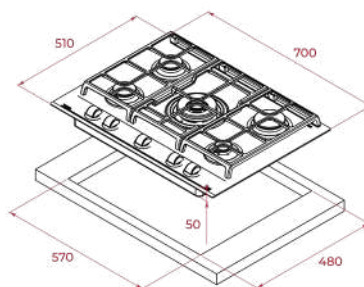
Height 50mm Width 700mm Depth 510mm

NEW

TOTAL GZC 75330



- Urban Colors Edition
- Gas on Glass with ExactFlame and bevelled front
- Front control knobs with ergonomic design
- Ceramic glass surface
- 9 power levels with precise control of the flame
- 5 gas burners
- -1 double ring burner, 4,00 kW
- -2 semi-fast burners, 1,75 kW
- -1 fast burner, 2,80 kW
- -1 auxiliary burner, 1,00 kW
- Auto-lock safety device (Thermocouples)
- Automatic-ignition in every burner, activated through control knobs
- Optional Wok support
- Large cast iron pan grids
- Easy installation kit
- Type of Gas: Natural



COLOR

Glass White

FRAME Frontal Bevelled

EXTERNAL DIMENSIONS

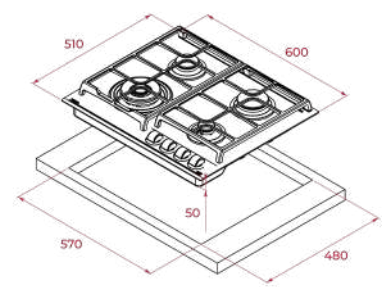
Height 50mm Width 700mm Depth 510mm

NEW

TOTAL GZC 64320



- Urban Colors Edition
- Gas on Glass with ExactFlame and bevelled front
- Front control knobs with ergonomic design
- Ceramic glass surface
- 9 power levels with precise control of the flame
- 4 gas burners
- -1 double ring burner, 4,00 kW
- -1 semi-fast burners, 1,75 kW
- -1 fast burner, 2,80 kW
- -1 auxiliary burner, 1,00 kW
- Auto-lock safety device (Thermocouples)
- Automatic-ignition in every burner, activated through control knobs
- Optional Wok support
- Large cast iron pan grids
- Easy installation kit
- Type of Gas: Butane



COLOR

Glass Black

FRAME Frontal Bevelled

EXTERNAL DIMENSIONS

Height 50mm Width 600mm Depth 510mm

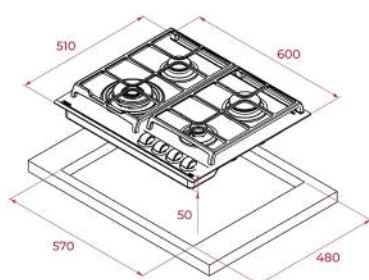


NEW

TOTAL GZC 64320



- Urban Colors Edition
- Gas on Glass with ExactFlame and bevelled front
- Front control knobs with ergonomic design
- Ceramic glass surface
- 9 power levels with precise control of the flame
- 4 gas burners
- -1 double ring burner, 4,00 kW
- -1 semi-fast burners, 1,75 kW
- -1 fast burner, 2,80 kW
- -1 auxiliary burner, 1,00 kW
- Auto-lock safety device (Thermocouples)
- Auto-ignition in every burner, activated through control knobs
- Optional Wok support
- Large cast iron pan grids
- Easy installation kit
- Type of Gas: Natural



COLOR

Glass Black

FRAME Frontal Bevelled

EXTERNAL DIMENSIONS

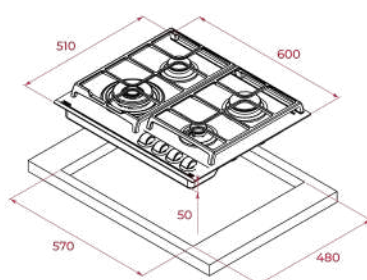
Height 50mm Width 600mm Depth 510mm

NEW

TOTAL GZC 64320



- Urban Colors Edition
- Gas on Glass with ExactFlame and bevelled front
- Front control knobs with ergonomic design
- Tempered glass surface
- 9 power levels with precise control of the flame
- 4 gas burners
- -1 double ring burner, 4,00 kW
- -1 semi-fast burners, 1,75 kW
- -1 fast burner, 2,80 kW
- -1 auxiliary burner, 1,00 kW
- Auto-lock safety device (Thermocouples)
- Automatic-ignition in every burner, activated through control knobs
- Optional Wok support
- Large cast iron pan grids
- Easy installation kit
- Type of Gas: Butane



COLOR

Glass London brick brown

FRAME Frontal Bevelled

EXTERNAL DIMENSIONS

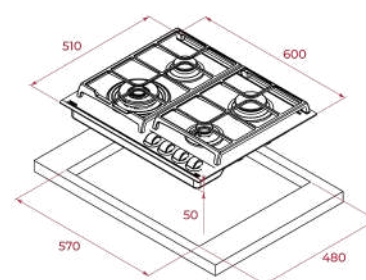
Height 50mm Width 600mm Depth 510mm

NEW

TOTAL GZC 64320



- Urban Colors Edition
- Gas on Glass with ExactFlame and bevelled front
- Front control knobs with ergonomic design
- Tempered glass surface
- 9 power levels with precise control of the flame
- 4 gas burners
- -1 double ring burner, 4,00 kW
- -1 semi-fast burners, 1,75 kW
- -1 fast burner, 2,80 kW
- -1 auxiliary burner, 1,00 kW
- Auto-lock safety device (Thermocouples)
- Auto-ignition in every burner, activated through control knobs
- Optional Wok support
- Large cast iron pan grids
- Easy installation kit
- Type of Gas: Natural



COLOR

Glass London brick brown

FRAME Frontal Bevelled

EXTERNAL DIMENSIONS

Height 50mm Width 600mm Depth 510mm

HOBS

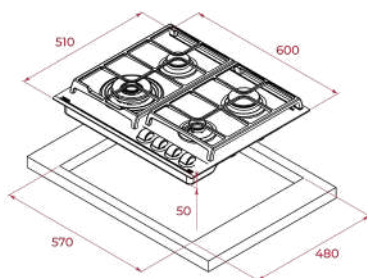


NEW

TOTAL GZC 64320



- Urban Colors Edition
- Gas on Glass with ExactFlame and bevelled front
- Front control knobs with ergonomic design
- Tempered glass surface
- 9 power levels with precise control of the flame
- 4 gas burners
- -1 double ring burner, 4,00 kW
- -1 semi-fast burners, 1,75 kW
- -1 fast burner, 2,80 kW
- -1 auxiliary burner, 1,00 kW
- Auto-lock safety device (Thermocouples)
- Automatic-ignition in every burner, activated through control knobs
- Optional Wok support
- Large cast iron pan grids
- Easy installation kit
- Type of Gas: Butane



COLOR

 Glass Stone Grey

FRAME Frontal Bevelled

EXTERNAL DIMENSIONS

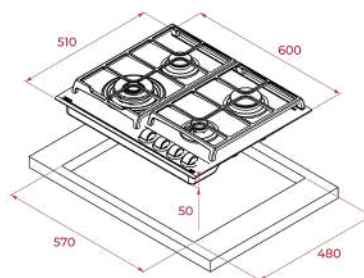
Height 50mm Width 600mm Depth 510mm

NEW

TOTAL GZC 64320



- Urban Colors Edition
- Gas on Glass with ExactFlame and bevelled front
- Front control knobs with ergonomic design
- Tempered glass surface
- 9 power levels with precise control of the flame
- 4 gas burners
- -1 double ring burner, 4,00 kW
- -1 semi-fast burners, 1,75 kW
- -1 fast burner, 2,80 kW
- -1 auxiliary burner, 1,00 kW
- Auto-lock safety device (Thermocouples)
- Auto-ignition in every burner, activated through control knobs
- Optional Wok support
- Large cast iron pan grids
- Easy installation kit
- Type of Gas: Natural



COLOR

 Glass Stone Grey

FRAME Frontal Bevelled

EXTERNAL DIMENSIONS

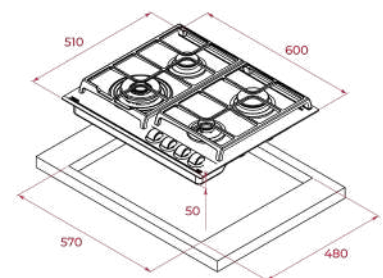
Height 50mm Width 600mm Depth 510mm

NEW

TOTAL GZC 64320



- Urban Colors Edition
- Gas on Glass with ExactFlame and bevelled front
- Front control knobs with ergonomic design
- Tempered glass surface
- 9 power levels with precise control of the flame
- 4 gas burners
- -1 double ring burner, 4,00 kW
- -1 semi-fast burners, 1,75 kW
- -1 fast burner, 2,80 kW
- -1 auxiliary burner, 1,00 kW
- Auto-lock safety device (Thermocouples)
- Auto-ignition in every burner, activated through control knobs
- Optional Wok support
- Large cast iron pan grids
- Easy installation kit
- Type of Gas: Natural



COLOR

 Glass Steam Grey

FRAME Frontal Bevelled

EXTERNAL DIMENSIONS

Height 50mm Width 600mm Depth 510mm



NEW

TOTAL GZC 64321



- Urban Colors Edition
- Gas on Glass with ExactFlame and bevelled front
- Front control knobs with ergonomic design
- Tempered glass surface
- 9 power levels with precise control of the flame
- 4 gas burners
- -1 double ring burner, 4,00 kW
- -1 semi-fast burners, 1,75 kW
- -1 fast burner, 2,80 kW
- -1 auxiliary burner, 1,00 kW
- Auto-lock safety device (Thermocouples)
- Auto-ignition in every burner, activated through control knobs
- Optional Wok support
- Large cast iron pan grids
- Easy installation kit
- Type of Gas: Butane

NEW

TOTAL GZC 64321



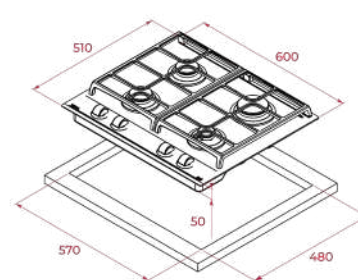
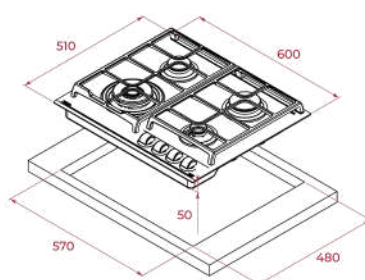
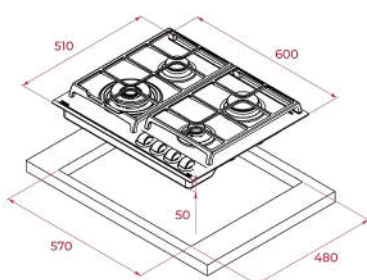
- Urban Colors Edition
- Gas on Glass with ExactFlame and bevelled front
- Front control knobs with ergonomic design
- Tempered glass surface
- 9 power levels with precise control of the flame
- 4 gas burners
- -1 double ring burner, 4,00 kW
- -1 semi-fast burners, 1,75 kW
- -1 fast burner, 2,80 kW
- -1 auxiliary burner, 1,00 kW
- Auto-lock safety device (Thermocouples)
- Auto-ignition in every burner, activated through control knobs
- Optional Wok support
- Large cast iron pan grids
- Easy installation kit
- Type of Gas: Natural

NEW

TOTAL GZC 64300



- Urban Colors Edition
- Gas on Glass with ExactFlame and bevelled front
- Front control knobs with ergonomic design
- Ceramic glass surface
- 9 power levels with precise control of the flame
- 4 gas burners
- -1 double ring burner, 4,00 kW
- -1 semi-fast burners, 1,75 kW
- -1 fast burner, 2,80 kW
- -1 auxiliary burner, 1,00 kW
- Auto-lock safety device (Thermocouples)
- Automatic-ignition in every burner, activated through control knobs
- Optional Wok support
- Large cast iron pan grids
- Easy installation kit
- Type of Gas: Butane



COLOR

Glass White

FRAME Frontal Bevelled

EXTERNAL DIMENSIONS

Height 50mm Width 600mm Depth 510mm

COLOR

Glass White

FRAME Frontal Bevelled

EXTERNAL DIMENSIONS

Height 50mm Width 600mm Depth 510mm

COLOR

Glass Black

FRAME Frontal Bevelled

EXTERNAL DIMENSIONS

Height 50mm Width 600mm Depth 510mm

HOBS

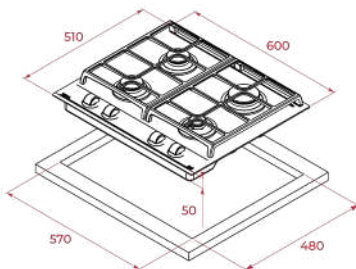


NEW

TOTAL GZC 64300



- Urban Colors Edition
- Gas on Glass with ExactFlame and bevelled front
- Front control knobs with ergonomic design
- Ceramic glass surface
- 9 power levels with precise control of the flame
- 4 gas burners
- -1 double ring burner, 4,00 kW
- -1 semi-fast burners, 1,75 kW
- -1 fast burner, 2,80 kW
- -1 auxiliary burner, 1,00 kW
- Auto-lock safety device (Thermocouples)
- Automatic-ignition in every burner, activated through control knobs
- Large cast iron pan grids
- Easy installation kit
- Type of Gas: Natural



COLOR

Glass Black

FRAME Frontal Bevelled

EXTERNAL DIMENSIONS

Height 50mm Width 600mm Depth 510mm

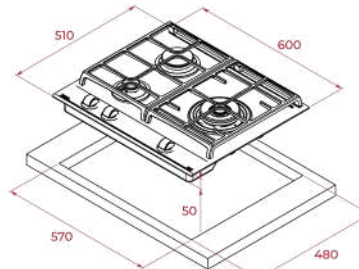


NEW

TOTAL GZC 63310



- Urban Colors Edition
- Gas on Glass with ExactFlame and bevelled front
- Front control knobs with ergonomic design
- Ceramic glass surface
- 9 power levels with precise control of the flame
- 3 gas burners
- -1 double ring burner, 4,00 kW
- -1 fast burner, 2,80 kW
- -1 auxiliary burner, 1,00 kW
- Auto-lock safety device (Thermocouples)
- Automatic-ignition in every burner, activated through control knobs
- Optional Wok support
- Large cast iron pan grids
- Easy installation kit
- Type of Gas: Butane



COLOR

Glass Black

FRAME Frontal Bevelled

EXTERNAL DIMENSIONS

Height 50mm Width 600mm Depth 510mm

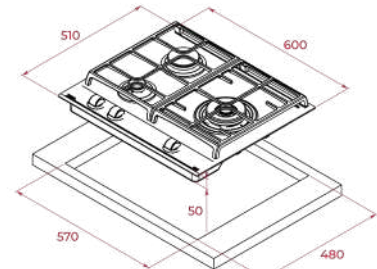


NEW

TOTAL GZC 63310



- Urban Colors Edition
- Gas on Glass with ExactFlame and bevelled front
- Front control knobs with ergonomic design
- Ceramic glass surface
- 9 power levels with precise control of the flame
- 3 gas burners
- -1 double ring burner, 4,00 kW
- -1 fast burner, 2,80 kW
- -1 auxiliary burner, 1,00 kW
- Auto-lock safety device (Thermocouples)
- Automatic-ignition in every burner, activated through control knobs
- Optional Wok support
- Large cast iron pan grids
- Easy installation kit
- Type of Gas: Natural



COLOR

Glass Black

FRAME Frontal Bevelled

EXTERNAL DIMENSIONS

Height 50mm Width 600mm Depth 510mm



NEW

TOTAL GZC 31330



- Gas on Glass with ExactFlame and bevelled front
- Front control knobs with ergonomic design
- Ceramic glass surface
- 9 power levels with precise control of the flame
- 1 double ring burner, 5,00 kW
- Auto-lock safety device (Thermocouples)
- Automatic-ignition in every burner, activated through control knobs
- Optional Wok support
- Large cast iron pan grids
- Easy installation kit
- Type of Gas: Butane

NEW

TOTAL GZC 31330



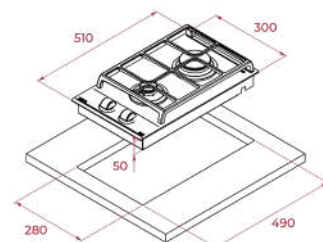
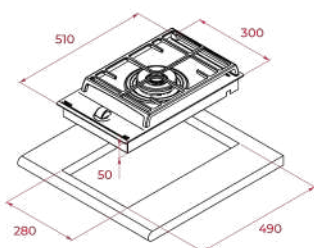
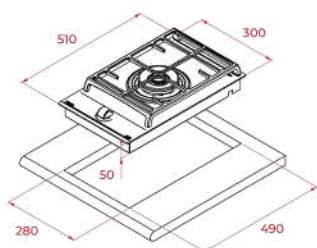
- Gas on Glass with ExactFlame and bevelled front
- Front control knobs with ergonomic design
- Ceramic glass surface
- 9 power levels with precise control of the flame
- 1 double ring burner, 5,00 kW
- Auto-lock safety device (Thermocouples)
- Automatic-ignition in every burner, activated through control knobs
- Optional Wok support
- Large cast iron pan grids
- Easy installation kit
- Type of Gas: Natural

NEW

TOTAL GZC 32300



- Gas on Glass with ExactFlame and bevelled front
- Front control knobs with ergonomic design
- Ceramic glass surface
- 9 power levels with precise control of the flame
- 1 auxiliary burner, 1,00 kW
- 1 fast burner, 2,80kW
- Auto-lock safety device (Thermocouples)
- Automatic-ignition in every burner, activated through control knobs
- Optional Wok support
- Large cast iron pan grids
- Easy installation kit
- Type of Gas: Butane



COLOR

Glass Black

FRAME Frontal Bevelled

EXTERNAL DIMENSIONS

Height 50mm Width 300mm Depth 510mm

COLOR

Glass Black

FRAME Frontal Bevelled

EXTERNAL DIMENSIONS

Height 50mm Width 300mm Depth 510mm

COLOR


Glass Black

FRAME Frontal Bevelled

EXTERNAL DIMENSIONS

Height 50mm Width 300mm Depth 510mm

HOBS

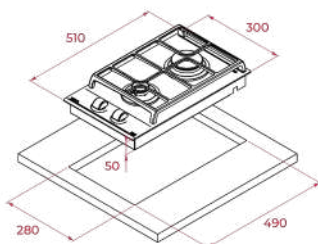


NEW

TOTAL GZC 32300



- Gas on Glass with ExactFlame and bevelled front
- Front control knobs with ergonomic design
- Ceramic glass surface
- 9 power levels with precise control of the flame
- 1 auxiliary burner, 1,00 kW
- 1 fast burner, 2,80kW
- Auto-lock safety device (Thermocouples)
- Automatic-ignition in every burner, activated through control knobs
- Optional Wok support
- Large cast iron pan grids
- Easy installation kit
- Type of Gas: Natural



COLOR

Glass Black

FRAME Frontal Bevelled

EXTERNAL DIMENSIONS

Height 50mm Width 300mm Depth 510mm

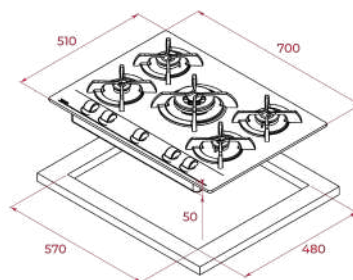


NEW

EASY GBC 75030



- Gas on Glass Hob
- Front control knobs with ergonomic design
- Tempered Glass
- 3 gas burners
- -1 double ring burner, 3,50 kW
- -1 semi-fast burner, 1,75 kW
- -1 auxiliary burner, 1,00 kW
- Auto-lock safety device (Thermocouples)
- Automatic-ignition in every burner, activated through control knobs
- Large cast iron pan supports
- Easy installation kit
- Type of Gas: Butane



COLOR

Glass Black

FRAME C-edged glass

EXTERNAL DIMENSIONS

Height 50mm Width 700mm Depth 510mm

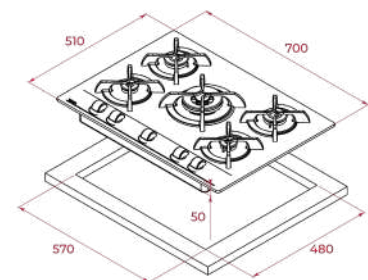


NEW

EASY GBC 75030



- Gas on Glass Hob
- Front control knobs with ergonomic design
- Tempered Glass
- 3 gas burners
- -1 double ring burner, 3,50 kW
- -1 semi-fast burner, 1,75 kW
- -1 auxiliary burner, 1,00 kW
- Auto-lock safety device (Thermocouples)
- Automatic-ignition in every burner, activated through control knobs
- Large cast iron pan supports
- Easy installation kit
- Type of Gas: Natural




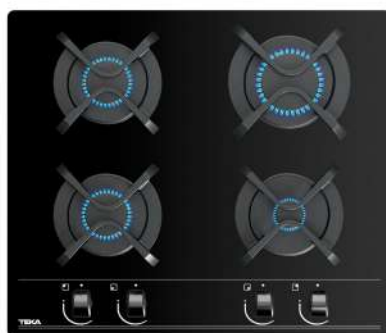
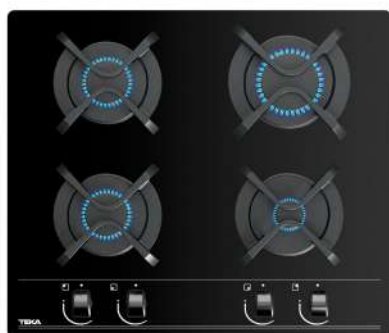
COLOR

Glass Black

FRAME C-edged glass

EXTERNAL DIMENSIONS

Height 50mm Width 700mm Depth 510mm

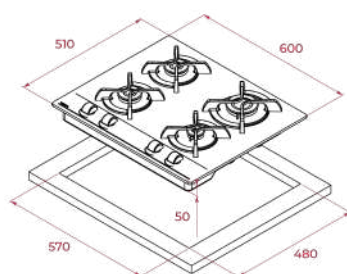


NEW

EASY GBC 64000



- Gas on Glass Hob
- Front control knobs with ergonomic design
- Tempered Glass
- 4 gas burners
- -1 semi-fast burner, 1,75 kW
- -1 semi-fast burner, 1,40 kW
- -1 fast burner, 2,80 kW
- -1 auxiliary burner, 1,00 kW
- Auto-lock safety device (Thermocouples)
- Automatic-ignition in every burner, activated through control knobs
- Large cast iron pan supports
- Easy installation kit
- Type of Gas: Butane



COLOR

Glass Black

FRAME C-edged glass

EXTERNAL DIMENSIONS

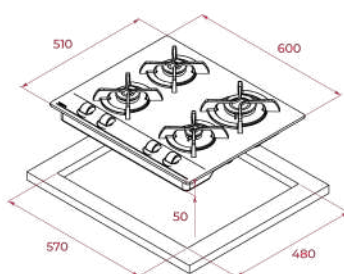
Height 50mm **Width** 600mm **Depth** 510mm

NEW

EASY GBC 64000



- Gas on Glass Hob
- Front control knobs with ergonomic design
- Tempered Glass
- 4 gas burners
- -1 semi-fast burner, 1,75 kW
- -1 semi-fast burner, 1,40 kW
- -1 fast burner, 2,80 kW
- -1 auxiliary burner, 1,00 kW
- Auto-lock safety device (Thermocouples)
- Automatic-ignition in every burner, activated through control knobs
- Large cast iron pan supports
- Easy installation kit
- Type of Gas: Natural



COLOR

Glass Black

FRAME C-edged glass

EXTERNAL DIMENSIONS

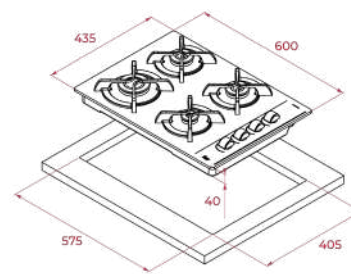
Height 50mm **Width** 600mm **Depth** 510mm

NEW

EASY GBC 64003



- Gas on Glass Hob
- Lateral control knobs with ergonomic design
- Tempered Glass
- 4 gas burners
- -2 semi-fast burners, 1,75 kW
- -1 fast burner, 2,80 kW
- -1 auxiliary burner, 1,00 kW
- Auto-lock safety device (Thermocouples)
- Automatic-ignition in every burner, activated through control knobs
- Large cast iron pan supports
- Easy installation kit
- Type of Gas: Butane



COLOR


Glass Black

FRAME C-edged glass

EXTERNAL DIMENSIONS

Height 40mm **Width** 600mm **Depth** 435mm

HOBS

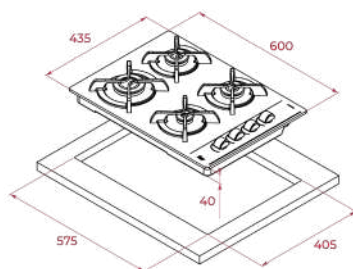


NEW

EASY GBC 64003



- Gas on Glass Hob
- Lateral control knobs with ergonomic design
- Tempered Glass
- 4 gas burners
- -2 semi-fast burners, 1,75 kW
- -1 fast burner, 2,80 kW
- -1 auxiliary burner, 1,00 kW
- Auto-lock safety device (Thermocouples)
- Automatic-ignition in every burner, activated through control knobs
- Large cast iron pan supports
- Easy installation kit
- Type of Gas: Natural



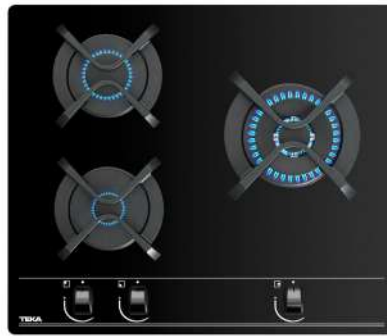
COLOR

Glass Black

FRAME C-edged glass

EXTERNAL DIMENSIONS

Height 40mm **Width** 600mm **Depth** 435mm

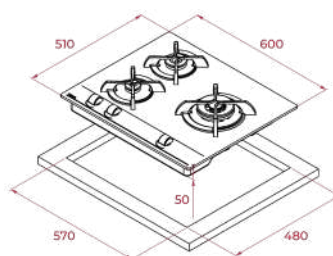


NEW

EASY GBC 63010



- Gas on Glass Hob
- Front control knobs with ergonomic design
- Tempered Glass
- 3 gas burners
- -1 double ring burner, 3,50 kW
- -1 semi-fast burner, 1,75 kW
- -1 auxiliary burner, 1,00 kW
- Auto-lock safety device (Thermocouples)
- Automatic-ignition in every burner, activated through control knobs
- Large cast iron pan supports
- Easy installation kit
- Type of Gas: Butane



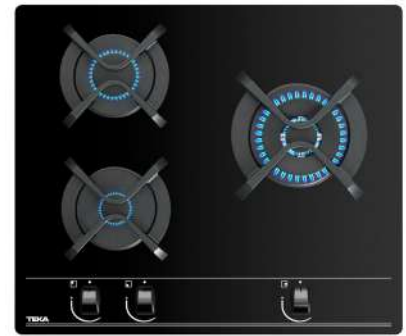
COLOR

Glass Black

FRAME C-edged glass

EXTERNAL DIMENSIONS

Height 50mm **Width** 600mm **Depth** 510mm

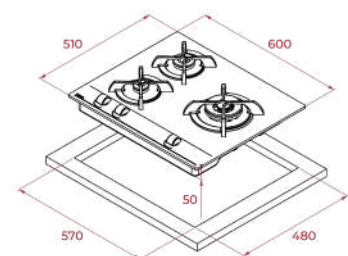


NEW

EASY GBC 63010



- Gas on Glass Hob
- Front control knobs with ergonomic design
- Tempered Glass
- 3 gas burners
- -1 double ring burner, 3,50 kW
- -1 semi-fast burner, 1,75 kW
- -1 auxiliary burner, 1,00 kW
- Auto-lock safety device (Thermocouples)
- Automatic-ignition in every burner, activated through control knobs
- Large cast iron pan supports
- Easy installation kit
- Type of Gas: Natural



COLOR

Glass Black

FRAME C-edged glass

EXTERNAL DIMENSIONS

Height 50mm **Width** 600mm **Depth** 510mm

Modelo	IZF 68600	IZS 96600	IZS 65600	ITS 65600	IZS 66700	IZ 6420	IZ 6320	IZC 42300
--------	-----------	-----------	-----------	-----------	-----------	---------	---------	-----------

BUILT-IN DIMENSIONS

Width (mm)	560	860	560	560	560	560	560	420
Depth (mm)	490	490	490	490	490	490	490	490
Height (mm)	63	63	63	63	63	50	50	50

COOKING ELEMENTS

COOKING ZONE -left front , (Type)	FlexZone	-	FlexZone	FlexZone	Single Zone	Single Zone	Single Zone	Single Zone
COOKING ZONE -left center , (Type)	-	Single Zone	-	-	-	-	-	-
COOKING ZONE -left rear , (Type)	FlexZone	-	FlexZone	FlexZone	Single Zone	Single Zone	Single Zone	-
COOKING ZONE - center front , (Type)	-	-	-	-	-	-	-	-
COOKING ZONE -center center , (Type)	-	Single Zone	-	-	-	-	-	-
COOKING ZONE -center rear , (Type)	-	-	-	-	-	-	-	-
COOKING ZONE -right front, (Type)	FlexZone	FlexZone	-	-	FlexZone	Single Zone	-	-
COOKING ZONE -right center, (Type)	-	-	Double Zone	Double Zone	-	-	Double Zone	-
COOKING ZONE -right rear, (Type)	FlexZone	FlexZone	-	-	FlexZone	Single Zone	-	Single Zone
COOKING ZONE -left front , mm	262.5 X 195	-	255x200	255x200	145	145	145	145
COOKING ZONE -left center , mm	-	280	-	-	-	-	-	-
COOKING ZONE -left rear , mm	262.5 X 195	-	255x200	255x200	210	210	210	-
COOKING ZONE -center front , mm	-	-	-	-	-	-	-	-
COOKING ZONE -center center, mm	-	145	-	-	-	-	-	-
COOKING ZONE -center rear , mm	-	-	-	-	-	-	-	-
COOKING ZONE -right front, mm	262.5 X 195	228x212.5	-	-	228x200	180	-	-
COOKING ZONE -right center, mm	-	-	280 / 180	280 / 180	-	-	190 / 300	-
COOKING ZONE -right rear , mm	262.5 X 195	228x212.5	-	-	228x200	180	-	260
COOKING ZONE -left front, (W)	2400-3700	-	1850 - 2200	1850 - 2200	1400 - 1800	1400 - 1800	1400 - 1800	1250-1800
COOKING ZONE -left center, (W)	-	2300 - 3700	-	-	-	-	-	-
COOKING ZONE -left rear, (W)	2400-3700	-	1850 - 2200	1850 - 2200	2300 - 3200	2300 - 3200	2300 - 3200	-
COOKING ZONE -center front, (W)	-	-	-	-	-	-	-	-
COOKING ZONE -center center, (W)	-	1100 - 1800	-	-	-	-	-	-
COOKING ZONE - center rear,(W)	-	-	-	-	-	-	-	-
COOKING ZONE -right front, (W)	2400-3700	1850 - 2200	-	-	1850 - 2200	1850 - 2500	-	-
COOKING ZONE -right center, (W)	-	-	2500 - 3700	2500 - 3700	-	-	2500 - 3700	-
COOKING ZONE -right rear, (W)	2400-3700	1850 - 2200	-	-	1850 - 2200	1850 - 2500	-	2250-3000

ELECTRICAL FEATURES

Maximum Nominal Power (W)	7400	7400	7400	7400	7400	7400	7400	3.500
Wire lenght (cm)	110	110	110	110	110	110	110	110

SAFETY SYSTEMS

Child Lock	✓	✓	✓	✓	✓	✓	✓	✓
Automatic safety disconnection	✓	✓	✓	✓	✓	✓	✓	✓
Residual heat indicator	✓	✓	✓	✓	✓	✓	✓	✓

Modelo	IZS 34600	IZC 32300	TRC 83631	GZC 96310	GZC 95320	GZC 85320	GZC 75330	GZC 64320
BUILT-IN DIMENSIONS								
Width (mm)	280	280	780	850	850	560	560	560
Depth (mm)	490	490	380	480	480	480	480	480
Height (mm)	63	55	63	50	50	50	50	50
COOKING ELEMENTS								
COOKING ZONE -left front , (Type)	-	-	-	AUXILIARY	-	-	SEMIRAPID	DOUBLE RING
COOKING ZONE -left center , (Type)	-	-	Single High Light	-	DOUBLE RING	DOUBLE RING	-	-
COOKING ZONE -left rear , (Type)	-	-	-	RAPID	-	-	SEMIRAPID	SEMIRAPID
COOKING ZONE - center front , (Type)	FlexZone	Single Zone	-	SEMIRAPID	SEMIRAPID	SEMIRAPID	-	-
COOKING ZONE -center center , (Type)	-	-	Single High Light	-	-	-	DOUBLE RING	-
COOKING ZONE -center rear , (Type)	FlexZone	Single Zone	-	SEMIRAPID	SEMIRAPID	SEMIRAPID	-	-
COOKING ZONE -right front , (Type)	-	-	-	DOUBLE RING	AUXILIARY	AUXILIARY	AUXILIARY	AUXILIARY
COOKING ZONE -right center , (Type)	-	-	Triple High Light	-	-	-	-	-
COOKING ZONE -right rear , (Type)	-	-	-	SEMIRAPID	RAPID	RAPID	RAPID	RAPID
COOKING ZONE -left front , mm	-	-	-	-	-	-	-	-
COOKING ZONE -left center , mm	-	-	180	-	-	-	-	-
COOKING ZONE -left rear , mm	-	-	-	-	-	-	-	-
COOKING ZONE -center front , mm	255x200	145	-	-	-	-	-	-
COOKING ZONE -center center , mm	-	-	145	-	-	-	-	-
COOKING ZONE -center rear , mm	255x200	210	-	-	-	-	-	-
COOKING ZONE -right front , mm	-	-	-	-	-	-	-	-
COOKING ZONE -right center , mm	-	-	145 / 210 / 270	-	-	-	-	-
COOKING ZONE -right rear , mm	-	-	-	-	-	-	-	-
COOKING ZONE -left front , (W)	-	-	-	1000	-	-	1750	4000
COOKING ZONE -left center , (W)	-	-	1800	n.a	5000	5000	-	-
COOKING ZONE -left rear , (W)	-	-	-	2800	-	-	1750	1750
COOKING ZONE -center front , (W)	1750 - 2200	1250-1800	-	1400	1400	1750	-	-
COOKING ZONE -center center , (W)	-	-	1200	-	-	-	4000	-
COOKING ZONE - center rear ,(W)	1750 - 2200	2250-3000	-	1750	1750	1750	-	-
COOKING ZONE -right front , (W)	-	-	-	4000	1000	1000	1000	1000
COOKING ZONE -right center , (W)	-	-	1050 - 1950 - 2700	-	-	-	-	-
COOKING ZONE -right rear , (W)	-	-	-	1750	2800	2800	2800	2800
ELECTRICAL FEATURES								
Maximum Nominal Power (W)	3.500	3.500	5.700	12.700	11.950	12.300	11.300	9.550
Wire lenght (cm)	110	110	-	-	-	-	-	-
SAFETY SYSTEMS								
Child Lock	√	√	√	-	-	-	-	-
Automatic safety disconnection	√	√	√	-	-	-	√	-
Residual heat indicator	√	√	√	-	-	-	-	-

Modelo	GZC 64300	GZC 63310	GZC 31330	GZC 32300	GBC 75030	GBC 64000	GBC 64003	GBC 63010
BUILT-IN DIMENSIONS								
Width (mm)	560	560	280	280	560	560	575	570
Depth (mm)	480	480	490	490	490	490	405	480
Height (mm)	50	50	50	50	50	50	40	50
COOKING ELEMENTS								
COOKING ZONE -left front , (Type)	SEMIRAPID	AUXILIARY	-	-	AUXILIARY	SEMIRAPID	RAPID	AUXILIARY
COOKING ZONE -left center , (Type)	-	-	-	-	-	-	-	-
COOKING ZONE -left rear , (Type)	SEMIRAPID	RAPID	-	-	SEMIRAPID	SEMIRAPID	SEMIRAPID	SEMIRAPID
COOKING ZONE - center front , (Type)	-	-	-	AUXILIARY	-	-	-	-
COOKING ZONE -center center , (Type)	-	-	DOUBLE RING	-	DOUBLE RING	-	-	-
COOKING ZONE -center rear , (Type)	-	-	-	RAPID	-	-	-	-
COOKING ZONE -right front, (Type)	AUXILIARY	-	-	-	AUXILIARY	AUXILIARY	AUXILIARY	-
COOKING ZONE -right center, (Type)	-	DOUBLE RING	-	-	-	-	-	DOUBLE RING
COOKING ZONE -right rear, (Type)	RAPID	-	-	-	SEMIRAPID	RAPID	SEMIRAPID	-
COOKING ZONE -left front , mm	-	-	-	-	-	-	-	-
COOKING ZONE -left center , mm	-	-	-	-	-	-	-	-
COOKING ZONE -left rear , mm	-	-	-	-	-	-	-	-
COOKING ZONE -center front , mm	-	-	-	-	-	-	-	-
COOKING ZONE -center center, mm	-	-	-	-	-	-	-	-
COOKING ZONE -center rear , mm	-	-	-	-	-	-	-	-
COOKING ZONE -right front, mm	-	-	-	-	-	-	-	-
COOKING ZONE -right center, mm	-	-	-	-	-	-	-	-
COOKING ZONE -right rear , mm	-	-	-	-	-	-	-	-
COOKING ZONE -left front, (W)	1400	1000	-	-	1000	1750	2800	1000
COOKING ZONE -left center, (W)	-	-	-	-	-	-	-	-
COOKING ZONE -left rear, (W)	1750	2800	-	-	1750	1750	1750	1750
COOKING ZONE -center front, (W)	-	-	-	1000	-	-	-	-
COOKING ZONE -center center, (W)	-	-	5000	-	3500	-	-	-
COOKING ZONE - center rear,(W)	-	-	-	2800	-	-	-	-
COOKING ZONE -right front, (W)	1000	-	-	-	1000	1000	1000	-
COOKING ZONE -right center, (W)	-	4000	-	-	-	-	-	3500
COOKING ZONE -right rear, (W)	2800	-	-	-	1750	2800	1750	-
ELECTRICAL FEATURES								
Maximum Nominal Power (W)	6.950	7.800	5.000	3.800	9.000	7.300	7.300	6.250
Wire lenght (cm)	-	-	110	-	-	-	-	-
SAFETY SYSTEMS								
Child Lock	-	-	-	-	-	-	-	-
Automatic safety disconnection	-	-	-	-	-	-	-	-
Residual heat indicator	-	-	-	-	-	-	-	-



Kitchen goes way beyond
just preparing food



HOODS



Our goal is to create the best environment for you at home. Our hoods will preserve freshness, silence and harmony for your recipes in every corner of your kitchen saving money at the same time.

Feel the peace and quietness in your kitchen too. Feel the satisfaction of sharing amazing moments there, with the pleasure of an amazing design and the essence of your home. The hood is not just a noisy part of your kitchen, but something that keeps the atmosphere clean and fresh, creating harmony and a peaceful environment to cook or to share a piece of cake. Design is a priority with our hoods, that is why Teka creates exclusive and functional designs that goes along with the look of the rest of the appliances.



Find out what
innovation can
make you **feel**

Quadro

Feel the quietness in your kitchen

Quadro hood shows a unique vertical design to impress even the most demanding chefs. The hood is made of black glass and anodized aluminium with high durability. The perfect combination also has a white display and an elegant LED lighting distributed all along the cooking area. Because your expectations deserve only the best.



EcoPower Motor

Silence, durability and consumption

EcoPower engines have both efficiency and productivity. Silent EcoPower model, A++ energy classification, bring us the chance to save money (75% compared with a D class), and we can also enjoy a quiet atmosphere with just 37dB anytime we use it.

Perimeter extraction


Keeps your kitchen fresh

A small slot is showed in the body of the hood and generates high pressure for a better and faster air extraction. Air can not go further than the cooking area thanks to the speed and efficiency of the hood. Cook free of odours and fumes.



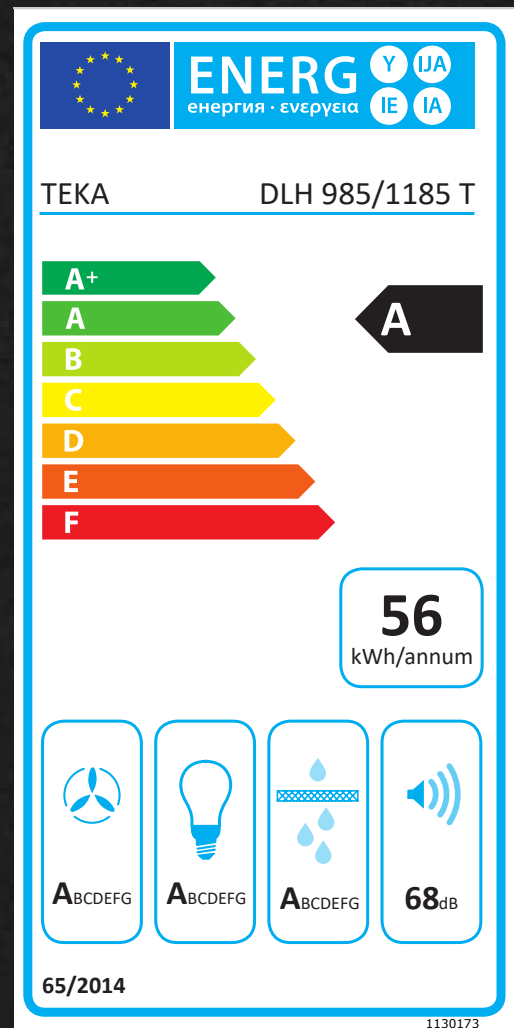
*New hoods made thinking
of you and your future.
Available in any kind of
shape and size, eco-friendly
but easy on your wallet,
these hoods fits in your
kitchen and in your life.*





PERFECTA-4

The perfect balance between efficiency, design and productivity. An incomparable hood thanks to a full 4 A energy label: A class in energy efficiency, fluidynamic, lightning and also in grease filtering. The hood can extract up to 800 m³ and remove 98% of the grease with its 12 layers filters. And from the hood to the dishwasher, because the stainless steel filters are designed to be washable, so forget about how to keep them clean.



A Energy efficiency

Energy efficiency index (EEI) It is calculated from annual consumption and from energy standard consumption.

A Fluid Dynamic Efficiency

Efficiency of the extraction system, affected by different variables like the shape of the hoods.

A Lighting efficiency class

Indicates the efficiency with which the hood is able to illuminate the cooker hob.

A Grease filtering efficiency class

Indicates the efficiency with which the hood filters grease generated through cooking process.



What hood does my kitchen need?

Just calculate your kitchen's volume. For example 12m² with 2,5m height. That's how we get the total volume:
12m² x 2,5m = 30m³

Furniture has to be taken into consideration. Approx. 40%. Final total volume: 18m³ On the basis of the air is renovated 12 times per hour:

18m³ x 12 renovations = 216m³/h

In a 12m² kitchen we need a hood with 216m³/h for an effective extraction



LED light bar

Led light has a very positive effect for the environment. It is called the ecologic lighting due to the lack of mercury or any other hazardous substances that can contribute to the greenhouse effect and increase global warming. LED had other many advantages as low energy consumption, so we can save energy, or the fact that they don't need a warm-up period and they don't produce heat. But LED bar will perfectly light you cooking zone so you can not miss a single thing of your recipes.













All sizes and shapes for every taste and need

Round and rectangular shapes, with glass or steel finish and with infinite benefits. And everything with an emblematic design to create the environment you are looking for in your kitchen.

Hoods

Minimum consumption, highly accurate and very easy to use.

		MAESTRO									
		90					60				
VERTICAL	 DLV 985	 DLV 985	 DLV 985	 DLV 985	 DLV 985	 DLV 685	 DLV 685	 DLV 685	 DLV 685	 DLV 685	
INTEGRATION											

MAESTRO

Domestic appliances for those who like going one step further. For those who will not settle for being like the rest.

TOTAL

Designed for those who demand everything of their appliances, for everyone in the house. Maximum effectiveness in any situation.

EASY

For those who prefer no complications in the kitchen without denying themselves an appliance that gives so much while asking for so little in return.

TOTAL		EASY
90	70/60	60



XT2 8910

HOODS



NEW

NEW

MAESTRO DLV 985

MAESTRO DLV 985

MAESTRO DLV 985



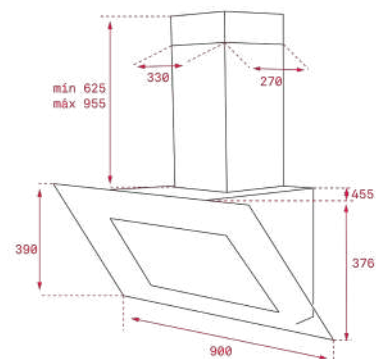
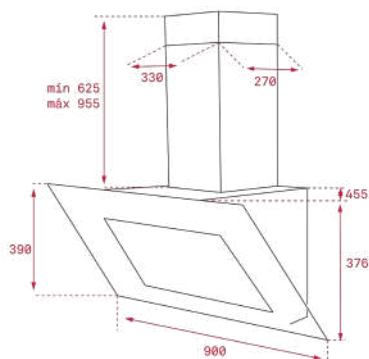
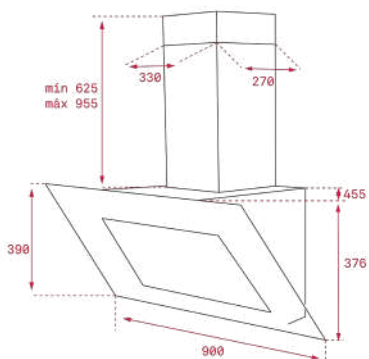
- Urban Colors Edition
- Quadro vertical hood
- Extraction rim system "Contour"
- Digital control Touch Control with white display
- 3 speeds + Intensive
- Stop delay timer
- LED light bar
- Saturation filters lighting indicator
- Double turbine motor ECOPOWER
- Exhaust capacity (*): min.325 m³/h - max.782 m³/h
- Sound level (*): min.54 dBA - máx.65 dBA
- Recirculation function optional (SET D10CTP)



- Urban Colors Edition
- Quadro vertical hood
- Extraction rim system "Contour"
- Digital control Touch Control with white display
- 3 speeds + Intensive
- Stop delay timer
- LED light bar
- Saturation filters lighting indicator
- Double turbine motor ECOPOWER
- Exhaust capacity (*): min.325 m³/h - max.782 m³/h
- Sound level (*): min.54 dBA - máx.65 dBA
- Recirculation function optional (SET D10CTP)



- Urban Colors Edition
- Quadro vertical hood
- Extraction rim system "Contour"
- Digital control Touch Control with white display
- 3 speeds + Intensive
- Stop delay timer
- LED light bar
- Saturation filters lighting indicator
- Double turbine motor ECOPOWER
- Exhaust capacity (*): min.325 m³/h - max.782 m³/h
- Sound level (*): min.54 dBA - máx.65 dBA
- Recirculation function optional (SET D10CTP)



COLOR

 Glass Black

COLOR

 Glass London brick brown

COLOR

 Glass Stone Grey

EXTERNAL DIMENSIONS

Width 900 mm

EXTERNAL DIMENSIONS

Width 900 mm

EXTERNAL DIMENSIONS

Width 900 mm



NEW

MAESTRO DLV 985



- Urban Colors Edition
- Quadro vertical hood
- Extraction rim system "Contour"
- Digital control Touch Control with white display
- 3 speeds + Intensive
- Stop delay timer
- LED light bar
- Saturation filters lighting indicator
- Double turbine motor ECOPOWER
- Exhaust capacity (*): min.325 m3/h - max.782 m3/h
- Sound level (*): min.54 dBA - max.65 dBA
- Recirculation function optional (SET D10CTP)

NEW

MAESTRO DLV 985



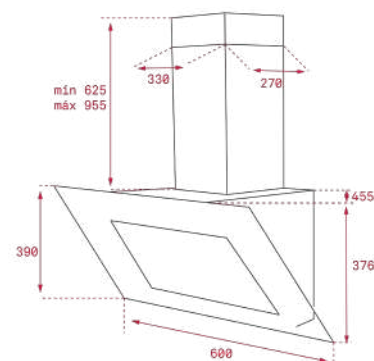
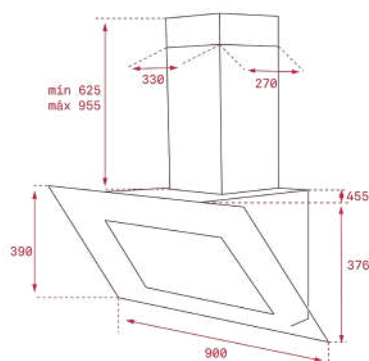
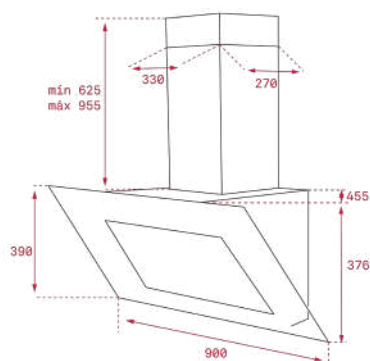
- Urban Colors Edition
- Quadro vertical hood
- Extraction rim system "Contour"
- Digital control Touch Control with white display
- 3 speeds + Intensive
- Stop delay timer
- LED light bar
- Saturation filters lighting indicator
- Double turbine motor ECOPOWER
- Exhaust capacity (*): min.325 m3/h - max.782 m3/h
- Sound level (*): min.54 dBA - max.65 dBA
- Recirculation function optional (SET D10CTP)

NEW

MAESTRO DLV 685



- Urban Colors Edition
- Quadro vertical hood
- Extraction rim system "Contour"
- Digital control Touch Control with white display
- 3 speeds + Intensive
- Stop delay timer
- LED light bar
- Saturation filters lighting indicator
- Double turbine motor ECOPOWER
- Exhaust capacity (*): min.325 m3/h - max.782 m3/h
- Sound level (*): min.54 dBA - max.65 dBA
- Recirculation function optional (SET D10CTP)



COLOR

 Glass Steam Grey

COLOR

 Glass White

COLOR

 Glass Black

EXTERNAL DIMENSIONS

Width 900 mm

EXTERNAL DIMENSIONS

Width 900 mm

EXTERNAL DIMENSIONS

Width 600 mm

HOODS



NEW

MAESTRO DLV 685



- Urban Colors Edition
- Quadro vertical hood
- Extraction rim system "Contour"
- Digital control Touch Control with white display
- 3 speeds + Intensive
- Stop delay timer
- LED light bar
- Saturation filters lighting indicator
- Double turbine motor ECOPOWER
- Exhaust capacity (*): min.325 m³/h - max.782 m³/h
- Sound level (*): min.54 dBA - max.65 dBA
- Recirculation function optional (SET D10CTP)

NEW

MAESTRO DLV 685



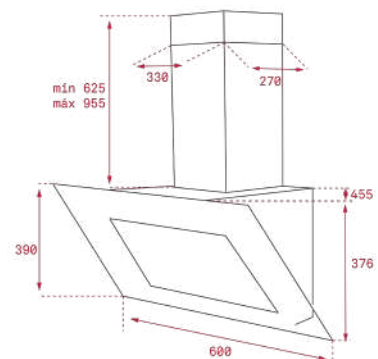
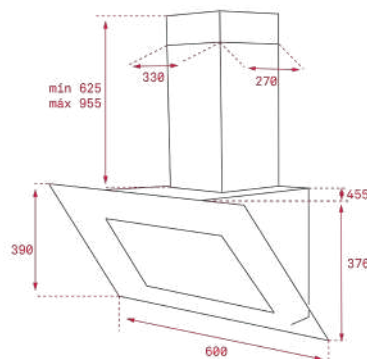
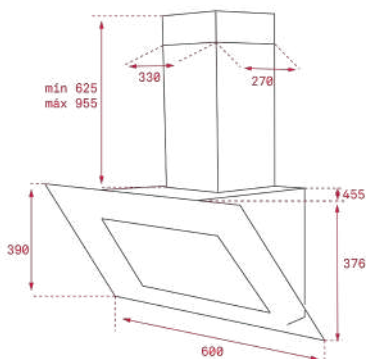
- Urban Colors Edition
- Quadro vertical hood
- Extraction rim system "Contour"
- Digital control Touch Control with white display
- 3 speeds + Intensive
- Stop delay timer
- LED light bar
- Saturation filters lighting indicator
- Double turbine motor ECOPOWER
- Exhaust capacity (*): min.325 m³/h - max.782 m³/h
- Sound level (*): min.54 dBA - max.65 dBA
- Recirculation function optional (SET D10CTP)

NEW

MAESTRO DLV 685



- Urban Colors Edition
- Quadro vertical hood
- Extraction rim system "Contour"
- Digital control Touch Control with white display
- 3 speeds + Intensive
- Stop delay timer
- LED light bar
- Saturation filters lighting indicator
- Double turbine motor ECOPOWER
- Exhaust capacity (*): min.325 m³/h - max.782 m³/h
- Sound level (*): min.54 dBA - max.65 dBA
- Recirculation function optional (SET D10CTP)



COLOR

 Glass London brick brown

COLOR

 Glass Stone Grey

COLOR

 Glass Steam Grey

EXTERNAL DIMENSIONS

Width 600 mm

EXTERNAL DIMENSIONS

Width 600 mm

EXTERNAL DIMENSIONS

Width 600 mm

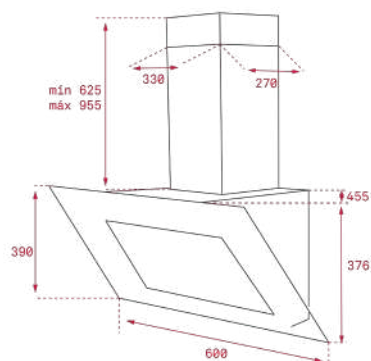


NEW

MAESTRO DLV 685



- Urban Colors Edition
- Quadro vertical hood
- Extraction rim system "Contour"
- Digital control Touch Control with white display
- 3 speeds + Intensive
- Stop delay timer
- LED light bar
- Saturation filters lighting indicator
- Double turbine motor ECOPOWER
- Exhaust capacity (*): min.325 m3/h - max.782 m3/h
- Sound level (*): min.54 dBA - max.65 dBA
- Recirculation function optional (SET D10CTP)



COLOR

Glass White

EXTERNAL DIMENSIONS

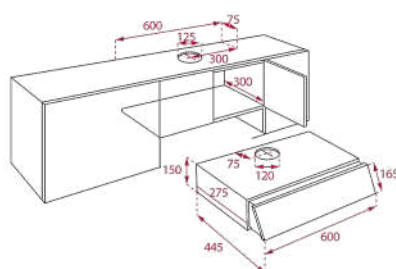
Width 600 mm



NEW

EASY XT2 8910

- Under cabinet installation
- Mechanical controls
- 3 speeds
- LED illumination
- Exhaust capacity (*): min. 165 m3/h - max.248 m3/h
- Sound level (*): min.58 dBA - max.69 dBA
- Metallic filter
- Anti return valve
- Recirculation function optional (filter CIC)



COLOR

White

EXTERNAL DIMENSIONS

Width 600 mm

HOODS

Modelo	DLV 985	DLV 685	XT2 8910
PRODUCT FICHE			
Annual energy consumption AEC kWh/annum (kWh)	55,5	55,5	66,7
Energy Efficiency Class	A	A	D
Fluid Dynamic Efficiency (FDEhood)	34,5	34,5	9,3
Fluid Dynamic Efficiency class	A	A	E
Light Efficiency (Lehood) lux/Watt	41,7	41,7	16,1
Lighting Efficiency class	A	A	C
Grease Filtering Efficiency (GFEhood) %	0	0	65,1
Grease Filtering Efficiency class	G	G	D
Air flow (Qmin) m3/h	325	325	160
Air flow (Qmax) m3/h	614	614	245
Air flow (Qboost) m3/h	782	782	-
Noise (LwA) Min Speed (dB)	54	54	58
Noise (LwA) Max Speed (dB)	72	72	-
Noise (LwA) Boost Speed (dB)	72	72	-
Off mode Power (Po) W	0,3	0,3	-
Standby Power (Ps) W	-	-	-
Energy Efficiency Index (EEI)	50,5	50,5	89,9
Time increase actor (f)	0,8	0,8	1,7
Air flow at best efficiency point (Qbep) m3 / h	440	440	145
Air pressure at best efficiency point(Pbep) Pa	452	452	240
Electric power input at best efficiency point (Wbep) W	160	160	104
Nominal power of the lighting system (WL) W	12	12	3
EXTERNAL DIMENSIONS			
Width (mm)	900	600	600
Depth (mm)	450	450	308/340
Height (mm)	800-1200	800-1200	190/150
ELECTRICAL FEATURES			
Motor power (W)	280	280	120
Total hood power (W)	287	287	123
TECHNICAL DATA			
Anti Return Valve	√	√	√
Ø Outlet (mm)	150	150	125
Number of Filters	2	2	1
Charcoal filter	D10C	D10C	1012DJ
Recirculation kit	SET D10CTP	SET D10CTP	-



Almost everything that matters to **us happens** in kitchen



COLD LINE



The kitchen is the **heart** of a home

Cooking for family and friends, a table talk after a long working day, and afternoon snack with the kids. That's how I take care of my beloved ones, putting together good times with delicious food, in the best and cosy environment. Some kitchens are so special that turns moments into unforgettable memories.

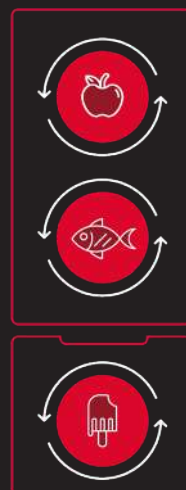


Connect with your kitchen through design

A remarkable appearance French Door design. It takes care of all the details including a touch control display with white LED illumination, the perfect combination with the unique and exclusive black glass finish.

LongLife No Frost

Keep your food perfect: goal achieved. LongLife No Frost technology keeps every compartment at the perfect moisture level thanks to the three independent cooling circuits. Your food remains fresh for longer.






Gourmet Box

Precision is to keep food at perfect temperature

Your food remains fresh for longer at the perfect temperature. The latest technology of the 0°C box. Gourmet Box, a soft close telescopic drawer, allows you to choose the right temperature between -2 and 3°C through a touching display at the top. Welcome to wellness.



IonClean Technology

IonClean technology create negative ions that neutralise bacteria and bad smell particles. Air inside the fridge will be superb this way and always fresh and free of odours.



Motor inverter

Silence, durability and efficiency

Feel the peace at home. Less consumption and more silence with the inverter compressor. This motor produces less friction and it has a lower energy consumption, being more silence and long-lasting. Want to take care of stillness and quietness at your home, but we also want to save you money. Our refrigerators and freezers range is designed thinking about efficiency. Save more with the most advanced technology.

TempGuard

TempGuard Radar system controls and keeps the temperature thanks to sensors located inside. Any change is automatically fixed. Your fridge always at the real temperature your food needs.



VitaCare Box

From farm to table VitaCareBox drawer has a personalised moisture control to keep your fruit and vegetables always fresh, preserving all their vitamins and nutrients for longer.

From freezer to fridge in just one touch

Room enough to keep food cold or even freeze it, thanks to the compartment with adjustable temperature: from cold to frozen. You can set the temperature you want to from -18°C to 7°C and have a complete control of your food and appliance. At your service.



Complete flexibility to store your food


With the flexirack system, just pressing a side button, you can adjust the height of the door shelf anytime you need it!



Just on Touch away from your refreshing drink

Take drinks without opening the door with just one touch. Easy access to a special compartment for drinks avoiding open the whole refrigerator. The BarOnDoor goes beyond an intelligent design, thereby saving energy.

Feel the comfort saving money



MAESTRO

Domestic appliances for those who like going one step further. For those who will not settle for being like the rest.

TOTAL

Designed for those who demand everything of their appliances, for everyone in the house. Maximum effectiveness in any situation.

EASY

For those who prefer no complications in the kitchen without denying themselves an appliance that gives so much while asking for so little in return.

TOTAL		EASY	
A+++	A++	A+++	A++



NFL 450 S



NFL 430 S



NFL 342 C



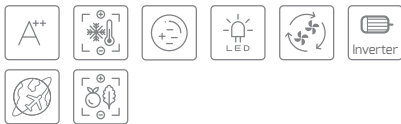
NFL 342 C

COLD LINE

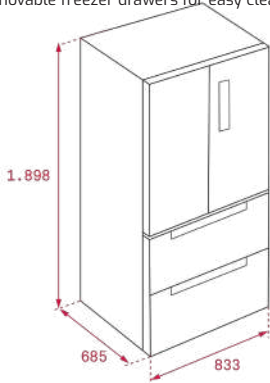


NEW

MAESTRO RFD 77820



- French Door Gourmet Refrigerator
- Motor inverter with high efficiency compressor
- IonClean technology to neutralize bacteria and bad odours
- LongLife No Frost with 3 independent circuits
- Touch control with independent temperature regulator
- Chromed details
- Gourmet Box with telescopic guides and softclose, interior light, display, and Touch control with independent temperature regulator between -2° and +3°C
- 2 VitaCare Box drawers with independent humidity control
- Top and back LED light
- TempGuard Radar technology
- Interior LED light in freezer
- Pull-out telescopic softclose drawer with deep tray and two special drawers for meat and fish
- Pull-out telescopic softclose deep drawer with an upper tray with telescopic guides
- Removable freezer drawers for easy cleaning



COLOR

 Glass Black

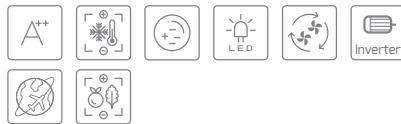
EXTERNAL DIMENSIONS

Height 1898mm Width 833mm Depth 685mm

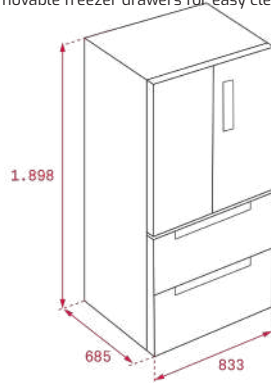


NEW

MAESTRO RFD 77820



- French Door Gourmet Refrigerator
- Motor inverter with high efficiency compressor
- IonClean technology to neutralize bacteria and bad odours
- LongLife No Frost with 3 independent circuits
- Touch control with independent temperature regulator
- Chromed details
- Gourmet Box with telescopic guides and softclose, interior light, display, and Touch control with independent temperature regulator between -2° and +3°C
- 2 VitaCare Box drawers with independent humidity control
- Top and back LED light
- TempGuard Radar technology
- Interior LED light in freezer
- Pull-out telescopic softclose drawer with deep tray and two special drawers for meat and fish
- Pull-out telescopic softclose deep drawer with an upper tray with telescopic guides
- Removable freezer drawers for easy cleaning



COLOR

 Stainless Steel

EXTERNAL DIMENSIONS

Height 1898mm Width 833mm Depth 685mm

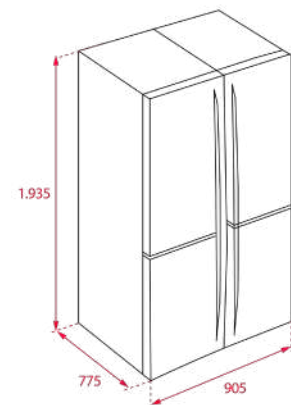


NEW

MAESTRO RMF 77920



- Motor inverter with high efficiency compressor
- IonClean technology to neutralize bacteria and bad odours
- LongLife No Frost with 3 independent circuits
- Touch control with independent temperature regulator in refrigerator, freezer and Multizone compartment
- Vacation mode / ECO
- Anti-bacterial treatment
- Fast freezing and cooling
- FreshBox drawers
- Twister Ice Maker
- Three safety glass shelves with adjustable height
- Top and back LED light
- Chrome details
- Automatic temperature control system Fuzzy Logic
- Safety lock for children
- Six door adjustable balconies
- Integrated handle



COLOR

 Stainless Steel

EXTERNAL DIMENSIONS

Height 1935mm Width 905mm Depth 775mm

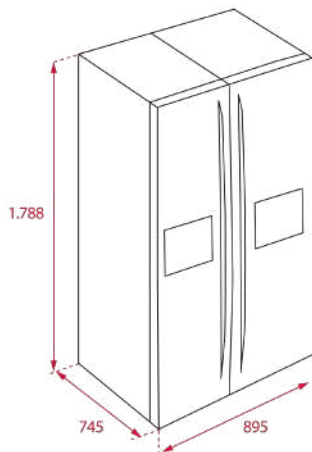


NEW

MAESTRO RLF 74925



- No Frost Total cold: refrigerator and freezer
- Electronic display with freezer and refrigerator temperature control and indicator
- Bar on door system
- Vacation mode
- ECO function
- Fast freezing and cooling
- Two FreshBox drawers
- IceMaker: Auto water and ice dispenser with filter system
- Seven safety glass shelves with adjustable height
- Interior LED light in freezer and refrigerator
- Safety lock for children
- Eight door balconies
- External metal handle
- Back wheels to move the appliance easily
- Adjustable front feet



COLOR

 Stainless Steel

EXTERNAL DIMENSIONS

Height 1788mm Width 895mm Depth 745mm



COLD LINE

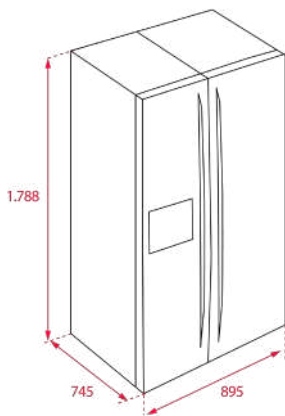


NEW

MAESTRO RLF 74920



- No Frost Total cold: refrigerator and freezer
- Electronic display with freezer and refrigerator temperature control and indicator
- Vacation mode
- ECO function
- Fast freezing and cooling
- Two FreshBox drawers
- IceMaker: Auto water and ice dispenser with filter system
- Seven safety glass shelves with adjustable height
- Interior LED light in freezer and refrigerator
- Safety lock for children
- Eight door balconies
- External metal handle
- Back wheels to move the appliance easily
- Adjustable front feet



COLOR

Stainless Steel

EXTERNAL DIMENSIONS

Height 1788mm Width 895mm Depth 745mm

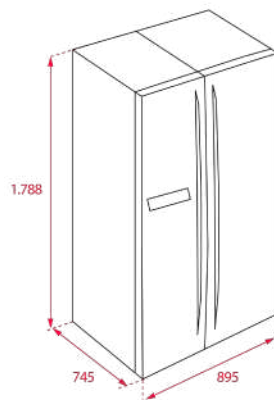


NEW

MAESTRO RLF 74910



- No Frost Total cold: refrigerator and freezer
- Electronic display with freezer and refrigerator temperature control and indicator
- Vacation mode
- ECO function
- Fast freezing and cooling
- Two FreshBox drawers
- Twister Ice Maker
- Eight safety glass shelves with adjustable height
- Interior LED light in freezer and refrigerator
- Safety lock for children
- Ten door balconies
- External metal handle
- Back wheels to move the appliance easily
- Adjustable front feet



COLOR

Stainless Steel

EXTERNAL DIMENSIONS

Height 1788mm Width 895mm Depth 745mm

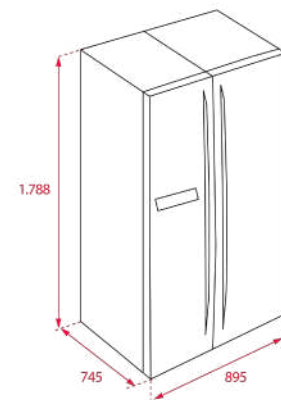


NEW

MAESTRO RLF 74910



- No Frost Total cold: refrigerator and freezer
- Electronic display with freezer and refrigerator temperature control and indicator
- Vacation mode
- ECO function
- Fast freezing and cooling
- Two FreshBox drawers
- Twister Ice Maker
- Eight safety glass shelves with adjustable height
- Interior LED light in freezer and refrigerator
- Safety lock for children
- Ten door balconies
- External metal handle
- Back wheels to move the appliance easily
- Adjustable front feet



COLOR

White

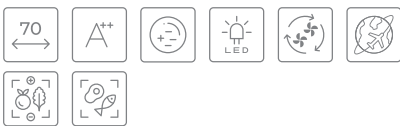
EXTERNAL DIMENSIONS

Height 1788mm Width 895mm Depth 745mm

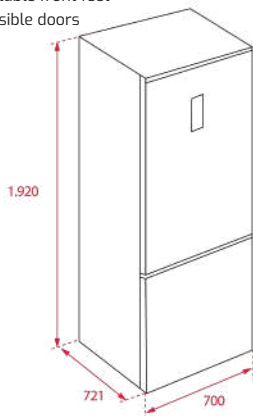


NEW

MAESTRO RBF 78720



- Urban Colors Edition
- IonClean technology
- LongLife No Frost with 2 independent circuits
- Large capacity (510 litres gross) 70 cm wide
- Electronic display with refrigerator and freezer temperature control
- Vacation mode / ECO
- Fast freezing and cooling
- ZeroBox drawer
- VitaCare Box drawer with humidity regulator
- Twister Ice Maker
- Four safety glass shelves with adjustable height
- Interior Side LED lights
- Chromed details and bottle rack
- Safety lock for children
- FlexiRack system
- Integrated handle
- Back wheels to move the appliance easily
- Adjustable front feet
- Reversible doors



COLOR

■ Glass Black

EXTERNAL DIMENSIONS

Height 1920mm Width 700mm Depth 721mm

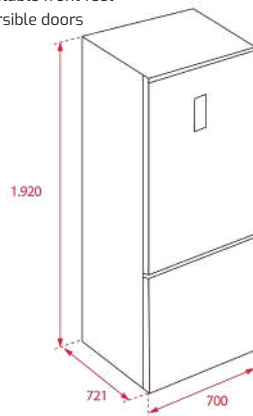


NEW

MAESTRO RBF 78720



- Urban Colors Edition
- IonClean technology
- LongLife No Frost with 2 independent circuits
- Large capacity (510 litres gross) 70 cm wide
- Electronic display with refrigerator and freezer temperature control
- Vacation mode / ECO
- Fast freezing and cooling
- ZeroBox drawer
- VitaCare Box drawer with humidity regulator
- Twister Ice Maker
- Four safety glass shelves with adjustable height
- Interior Side LED lights
- Chromed details and bottle rack
- Safety lock for children
- FlexiRack system
- Integrated handle
- Back wheels to move the appliance easily
- Adjustable front feet
- Reversible doors



COLOR

□ Glass White

EXTERNAL DIMENSIONS

Height 1920mm Width 700mm Depth 721mm

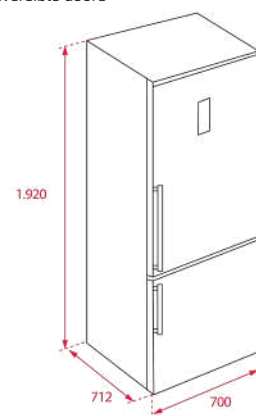


NEW

MAESTRO RBF 78720



- IonClean technology
- LongLife No Frost with 2 independent circuits
- Large capacity (510 litres gross) 70 cm wide
- Electronic display with refrigerator and freezer temperature control
- Vacation mode / ECO
- Fast freezing and cooling
- ZeroBox drawer
- VitaCare Box drawer with humidity regulator
- Twister Ice Maker
- Four safety glass shelves with adjustable height
- Interior Side LED lights
- Chromed details and bottle rack
- Safety lock for children
- FlexiRack system
- Integrated handle
- Back wheels to move the appliance easily
- Adjustable front feet
- Reversible doors



COLOR

■ Stainless Steel

EXTERNAL DIMENSIONS

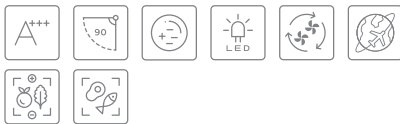
Height 1920mm Width 700mm Depth 712mm

COLD LINE

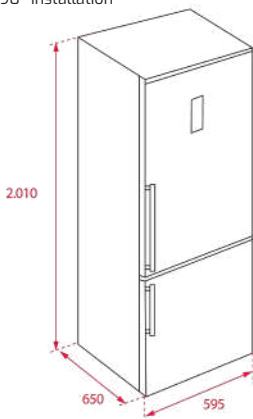


NEW

MAESTRO RBF 78630



- IonClean technology
- LongLife No Frost with 2 independent circuits
- Electronic display indicator with refrigerator and freezer temperature control
- Vacation mode / ECO
- Fast freezing and cooling
- ZeroBox drawer
- VitaCare Box drawer with humidity regulator
- Four safety glass shelves with adjustable height
- Interior Side LED light
- Chromed details and bottle rack
- Safety lock for children
- Four door balconies / FlexiRack adjustment
- Three drawers in the freezer with glass shelves
- Metal door handles
- Back wheels to move the appliance easily
- Adjustable front feet
- Anti-fingerprint stainless steel reversible doors
- Easy 90° installation



COLOR

Stainless Steel

EXTERNAL DIMENSIONS

Height 2010mm Width 595mm Depth 650mm

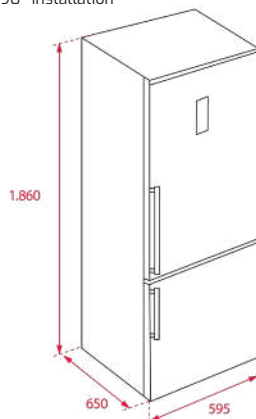


NEW

MAESTRO RBF 74620



- IonClean technology
- LongLife No Frost with 2 independent circuits
- Electronic display indicator with refrigerator and freezer temperature control
- Vacation mode / ECO
- Fast freezing and cooling
- ZeroBox drawer
- VitaCare Box drawer with humidity regulator
- Four safety glass shelves with adjustable height
- Interior Side LED light
- Chromed details and bottle rack
- Safety lock for children
- Four door balconies / FlexiRack adjustment
- Three drawers in the freezer with glass shelves
- Metal door handles
- Back wheels to move the appliance easily
- Adjustable front feet
- Anti-fingerprint stainless steel reversible doors
- Easy 90° installation



COLOR

Stainless Steel

EXTERNAL DIMENSIONS

Height 1860mm Width 595mm Depth 650mm

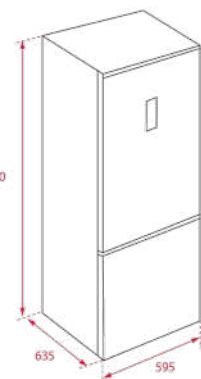


NEW

TOTAL NFL 450 S



- No Frost Total cold: refrigerator and freezer
- Electronic display indicator with refrigerator and freezer temperature control
- Metal cool column
- Vacation mode
- ECO function
- Anti-bacterial treatment
- Fast freezing and cooling
- ZeroBox drawer (21 litres - net)
- FreshBox drawer
- Four safety glass shelves with adjustable height
- Interior LED light
- Chromed details and bottle rack
- Automatic temperature control system Fuzzy Logic
- Safety lock for children
- Three adjustable door balconies
- Three drawers in the freezer with glass shelves
- Integrated handle
- Total accessibility with a 90° open door
- Back wheels to move the appliance easily
- Adjustable front feet
- Anti-fingerprint stainless steel reversible doors



COLOR

Stainless Steel

EXTERNAL DIMENSIONS

Height 2010mm Width 595mm Depth 635mm

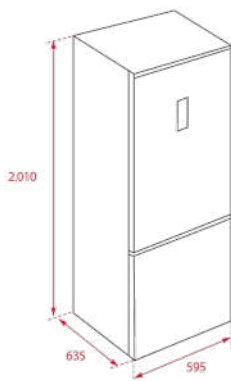


NEW

TOTAL NFL 430 S



- No Frost Total cold: refrigerator and freezer
- Electronic display with refrigerator temperature indicator
- Fast cooling
- Interior LED light
- Two FreshBox drawers
- Four safety glass shelves with adjustable height
- Chrome bottle rack
- Six adjustable door balconies
- Three drawers in the freezer with glass shelves
- Integrated handle
- Back wheels to move the appliance easily
- Adjustable front feet
- Reversible doors



COLOR



EXTERNAL DIMENSIONS

Height 2010mm **Width** 595mm **Depth** 635mm

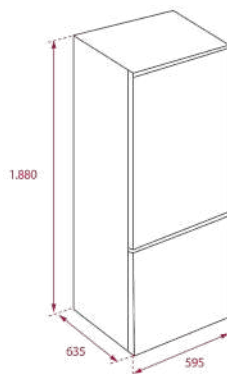


NEW

EASY NFL 342 C



- No Frost Total cold: refrigerator and freezer
- Inner electronic control
- Fast freezing and cooling
- 2 FreshBox drawers
- Three safety glass shelves
- Interior LED light
- Five transparent door balconies
- Three drawers in the freezer with glass shelves
- Integrated handle
- Back wheels to move the appliance easily
- Adjustable front feet
- Anti-fingerprint stainless steel reversible doors



COLOR



EXTERNAL DIMENSIONS

Height 1880mm **Width** 595mm **Depth** 635mm

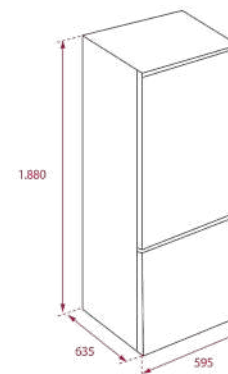


NEW

EASY NFL 342 C



- No Frost Total cold: refrigerator and freezer
- Inner electronic control
- Fast freezing and cooling
- FreshBox drawer
- Three safety glass shelves
- Interior LED light
- Five transparent door balconies
- Three drawers in the freezer with glass shelves
- Integrated handle
- Back wheels to move the appliance easily
- Adjustable front feet
- Anti-fingerprint stainless steel reversible doors



COLOR



EXTERNAL DIMENSIONS

Height 1880mm **Width** 595mm **Depth** 635mm

COLD LINE

Modelo	RFD 77820	RMF 77920	RLF 74925	RLF 74920	RLF 74910	RBF 78720
PRODUCT FICHE						
Category	7	7	7	7	7	7
Energy efficiency class (1)	A++	A++	A++	A++	A+	A++
Annual consumption (KWh/year) (2)	333	380	322	322	405	321
Total Gross Capacity (litres)	537	648	574	573	587	510
Refrigerator compartment capacity (litres)	304	455	334	334	339	333
Chilling compartment capacity (litres)	31	NA	NA	NA	NA	24
Freezer compartment capacity (litres)	165	182	156	156	171	128
Freezer clasification (stars)	4	4	4	4	4	4
No frost in refrigeration compartment	✓	✓	✓	✓	✓	✓
No frost in chiller	✓	✓	✓	✓	-	✓
No frost in freezer compartment	✓	✓	✓	✓	✓	✓
Temperature rise time (autonomy) (3)	15	16	7	7	10	24
Freezing Capacity (Kg/24h)	13	15	14	14	9	9
Climate class	T	N/T	N/T	N/T	N/T	SN/T
Noise level (dB)	42	43	43	43	43	43
Type of installation	Free Standing	Free Standing	Free Standing	Free Standing	Free Standing	Free Standing
ELECTRICAL FEATURES						
Power Rate (W)	260	175	188	188	130	206
Defrost element power (W)	250	262	240	240	240	185
Energy consumption (Kw/day)	0.92	1.04	0.88	0.88	1.11	0.88

Modelo	RBF 78630	RBF 74620	NFL 450 S	NFL 430 S	NFL 342 C
PRODUCT FICHE					
Category	7	7	7	7	7
Energy efficiency class (1)	A+++	A++	A+++	A++	A++
Annual consumption (KWh/year) (2)	182	263	167	234	224
Total Gross Capacity (litres)	379	341	350	360	308
Refrigerator compartment capacity (litres)	266	230	219	250	219
Chilling compartment capacity (litres)	22	22	21	NA	NA
Freezer compartment capacity (litres)	94	94	76	76	76
Freezer clasification (stars)	4	4	4	4	4
No frost in refrigeration compartment	✓	✓	✓	✓	✓
No frost in chiller	✓	✓	✓	-	-
No frost in freezer compartment	✓	✓	✓	✓	✓
Temperature rise time (autonomy) (3)	18	18	15	15	15
Freezing Capacity (Kg/24h)	8	8	8.5	4	4
Climate class	SN/T	SN/T	N/T	N/T	N/T
Noise level (dB)	42	42	40	40	40
Type of installation	Free Standing	Free Standing	Free Standing	Free Standing	Free Standing
ELECTRICAL FEATURES					
Power Rate (W)	162	197	150	150	170
Defrost element power (W)	145	145	190	160	175
Energy consumption (Kw/day)	0.50	0.72	0.46	0.65	0.61

(1) Energy efficiency class "X" on a scale from G (least efficiency) to A+++ (most efficiency)

(2) Energy consumption "XYZ" kWh per year, based on standard test results for 24 hours. Actual energy consumption will depend on how the appliance is used and where it is located.

(3) Temperature rise time



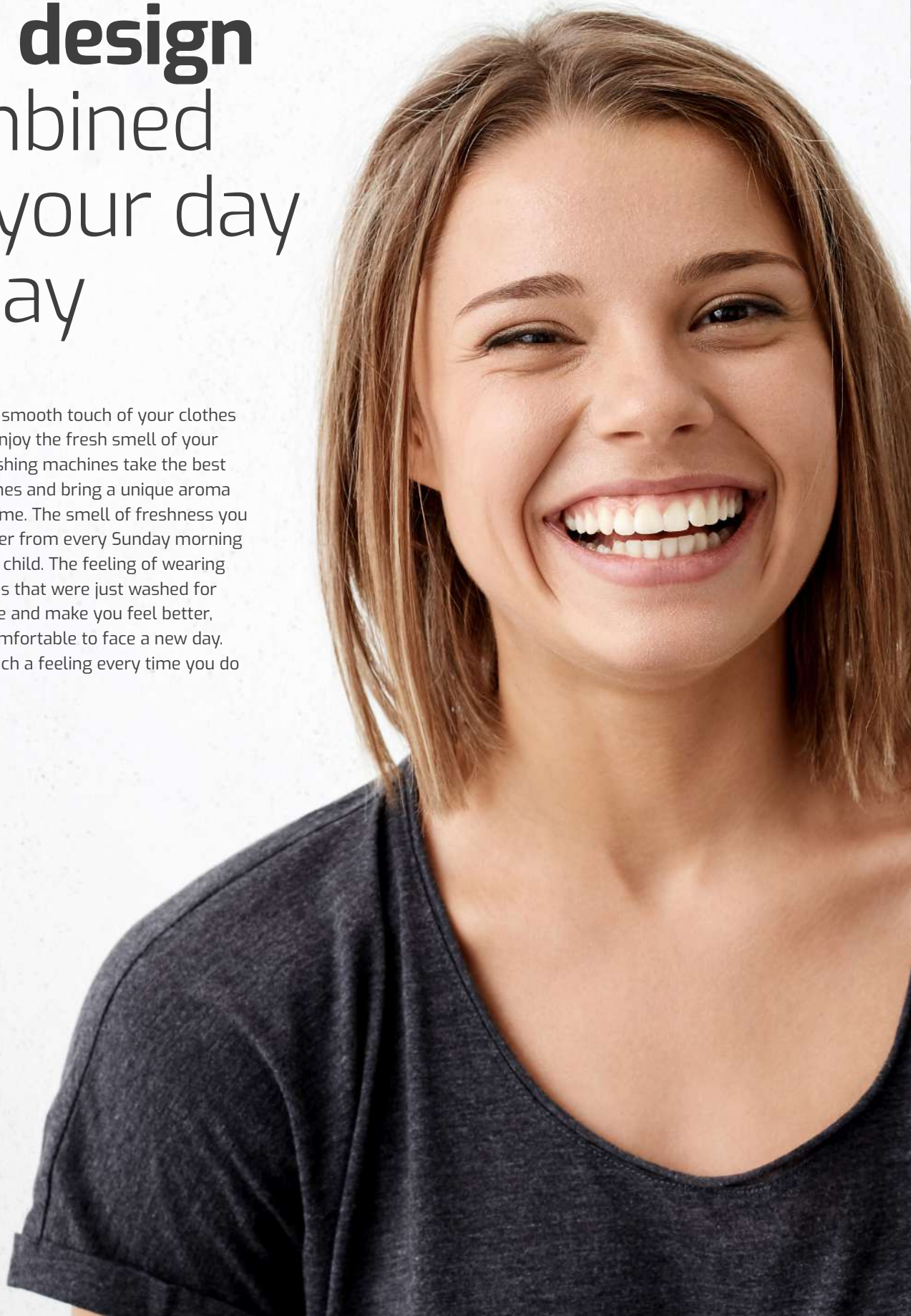
Life is the sum of these
moments that **surprise us**



LAUNDRY

Technology and **design** combined for your day to day

Feel the soft and smooth touch of your clothes on the skin and enjoy the fresh smell of your laundry. Teka washing machines take the best care of your clothes and bring a unique aroma to your whole home. The smell of freshness you still can remember from every Sunday morning when you were a child. The feeling of wearing brand new clothes that were just washed for the very first time and make you feel better, protected and comfortable to face a new day. Imagine to get such a feeling every time you do your laundry .





SoftCare Drumb

The easiest way to break water resistance. Taking care of clothes in every washing, keeping the texture of your clothes and softness. The innovating Softcare design of the drum, made of dozens of small cubes, improves the gentle care wqvof your laundry during washing, drying and spinning. Woolmark certificate is

an universal quality seal to demonstrate our washers keep your clothes with most of the softness, even after many washings. Feel the freedom of washing your most delicate wool clothes.

A+++

Consumption and a lot to offer. New Inverter engines generation have less vibrations and noise and have improved durability, with an A+++ energy classification, a remarkable saving.





Find a wide range of options with the union kit ready to combine all the benefits of the spa washers with the last drying technology

Heat pump dryer works with less temperature than ordinary dryers, for a gentle care of your laundry. There is no need to reach high temperatures to be efficient and you also save energy: good for you, good for environment.

The union kit can be used with several vertical models to take advantage of the room space. It has a removable tray to fold clothes up to 16kg and help you out to keep order at home.



More capacity

For those who needs more than ordinary capacity, like big families, large clothes, curtains or rugs. Teka has a wide range of washing machines ready for you. The new washer and dryer can wash 10 kg, and the dry up to 7 kg. Everything in just one appliance with many features, designed to bring harmony to your home.

My cycle

We know each people has different needs. With "my cycle" you can choose your favourite program, changing types of clothes, temperatures, speed, etc. The washing machine memorize them and it's done! Find the right program in the control display and feel like this appliance was designed just for you. Because we do know everyone is unique and deserves appliances designed just for them.








Delay programming

We don't spend as much time at home as we would like to, so we need a little helper at houseworking. You can program Teka washers from 1 to 24 hours. Your laundry will be clean when you come back home from work or, if you have a night electricity plan, you can even program the washing machine during night to reduce consumption.



Laundry

Minimum consumption, highly accurate and very easy to use.

MAESTRO						
WASHERS				DRYERS		
R.P.M.	9 KG	8 KG	7 KG	8 KG		
FREE STANDING	1400	 TKD 1490	 SPA TKD 1480	 SPA TKD 1480		
	1200	 SPA TKD 1280		 SPA TKD 1270	 SPA TKD 1270	
	1000					
		 SPA TK5 893 H				

MAESTRO

Domestic appliances for those who like going one step further. For those who will not settle for being like the rest.

TOTAL

Designed for those who demand everything of their appliances, for everyone in the house. Maximum effectiveness in any situation.

EASY

For those who prefer no complications in the kitchen without denying themselves an appliance that gives so much while asking for so little in return.

EASY

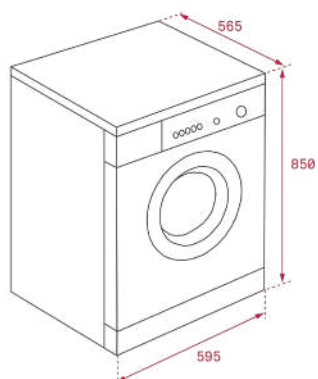
WASHERS

6 KG



TKX3 1263

LAUNDRY



MAESTRO TKD 1490



- Free standing washing machine
- Washing capacity: 9 Kg
- Inverter Motor
- Washing Programs: 16
- Electronic control panel
- Digital display LCD
- Maximum spin speed : 1400 rpm
- Electronic washing management (Fuzzy Logic)
- Special Programs Wool, baby care and 15'
- Fast program 15 minutes
- 32 cm wide crystal door
- Function buttons for: temperature, spinning speed, remaining time and special functions
- Automatic water regulation
- Delay timer 1-24h
- Balance control system
- Locking system in case of lack of water or electricity
- Foam control system
- Energy class: A+++/B
- Energy consumption: 175 kWh/year
- Water consumption: 10.000 liters/year

COLOR

White

EXTERNAL DIMENSIONS

Height 850mm **Width** 595mm **Depth** 565mm

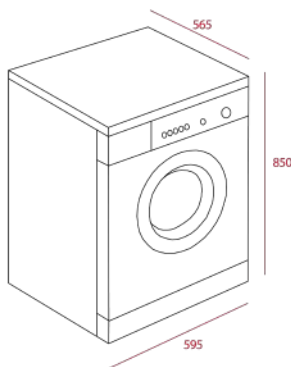




MAESTRO SPA TKD 1480



- Free standing washing machine
- Washing capacity: 8 Kg
- 16 washing programs
- Woolmark® certification
- Maximum spin speed: 1400 r.p.m
- Electronic control panel
- LCD display
- Electronic washing management (Fuzzy Logic)
- Fast program 15 minutes
- My Cycle program
- Special programs: wool, children's clothing and 15'
- Delay timer 1-24h
- Balance control system
- Locking system in case of lack of water or electricity
- Foam control system
- 32 cm wide porthole
- Function buttons for: on/off, program selector, delay programming, temperature, spinning exclusion and special functions
- Energy class: A+++/B



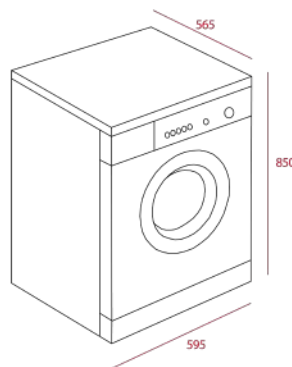
COLOR
 Stainless Steel

EXTERNAL DIMENSIONS
 Height 850mm Width 595mm Depth 565mm

MAESTRO SPA TKD 1480



- Free standing washing machine
- Washing capacity: 8 Kg
- 16 washing programs
- Woolmark® certification
- Maximum spin speed: 1400 r.p.m
- Electronic control panel
- LCD display
- Electronic washing management (Fuzzy Logic)
- Fast program 15 minutes
- My Cycle program
- Special programs: wool, children's clothing and 15'
- Delay timer 1-24h
- Balance control system
- Locking system in case of lack of water or electricity
- Foam control system
- 32 cm wide porthole
- Function buttons for: on/off, program selector, delay programming, temperature, spinning exclusion and special functions
- Energy class: A+++/B



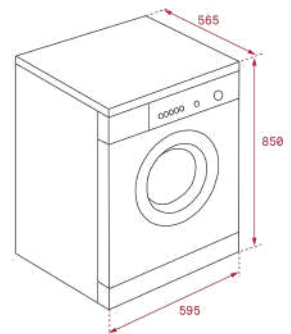
COLOR
 White

EXTERNAL DIMENSIONS
 Height 850mm Width 595mm Depth 565mm

MAESTRO SPA TKD 1280



- Free standing washing machine
- Washing capacity: 8 Kg
- 16 washing programs
- Woolmark® certification
- Maximum spin speed: 1200 r.p.m
- Electronic control panel
- LCD display
- Electronic washing management (Fuzzy Logic)
- Fast program 15 minutes
- My Cycle program
- Special programs: wool, children's clothing and 15'
- Delay timer 1-24h
- Balance control system
- Locking system in case of lack of water or electricity
- Foam control system 32 cm wide porthole
- Function buttons for: on/off, program selector, delay programming, temperature, spinning exclusion and special functions
- Energy class: A+++/B



COLOR
 White

EXTERNAL DIMENSIONS
 Height 850mm Width 595mm Depth 565mm

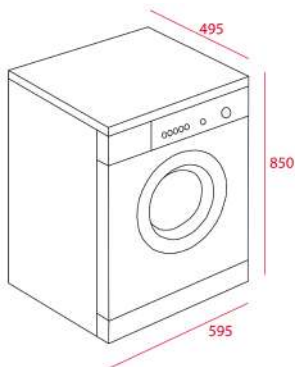
LAUNDRY



MAESTRO SPA TKD 1270



- Free standing washing machine
- Washing capacity: 7 Kg
- 16 washing programs
- Maximum spin speed: 1200 r.p.m
- Electronic control panel
- LCD display
- Electronic washing management (Fuzzy Logic)
- Fast program 15 minutes
- My Cycle program
- Special programs: wool, children's clothing and 15'
- Delay timer 1-24h
- Balance control system
- Locking system in case of lack of water or electricity
- Foam control system
- 32 cm wide porthole
- Function buttons for: on/off, program selector, delay programming, temperature, spinning exclusion and special functions
- Energy class: A+++/B



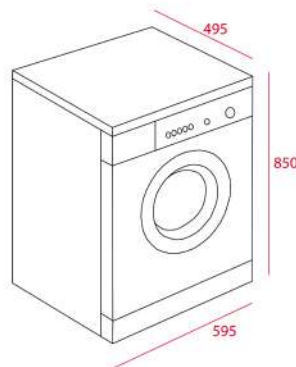
COLOR
 Stainless Steel

EXTERNAL DIMENSIONS
 Height 850mm Width 595mm Depth 495mm

MAESTRO SPA TKD 1270



- Free standing washing machine
- Washing capacity: 7 Kg
- 16 washing programs
- Maximum spin speed: 1200 r.p.m
- Electronic control panel
- LCD display
- Electronic washing management (Fuzzy Logic)
- Fast program 15 minutes
- My Cycle program
- Special programs: wool, children's clothing and 15'
- Delay timer 1-24h
- Balance control system
- Locking system in case of lack of water or electricity
- Foam control system
- 32 cm wide porthole
- Function buttons for: on/off, program selector, delay programming, temperature, spinning exclusion and special functions
- Energy class: A+++/B



COLOR
 White

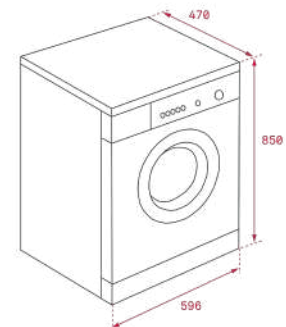
EXTERNAL DIMENSIONS
 Height 850mm Width 595mm Depth 495mm

NEW

EASY TKX3 1263



- Free standing washing machine
- Washing capacity: 6 kg
- Spin selector: 1200 ~ 400 rpm
- 16 programs
- My Cycle program
- Special programs: children's clothing and 15'
- 15' fast program
- Control functions: on-off, temperature, spinning selector, delay start
- Delay timer: 1-24 hours.



COLOR
 White

EXTERNAL DIMENSIONS
 Height 850mm Width 595mm Depth 470mm

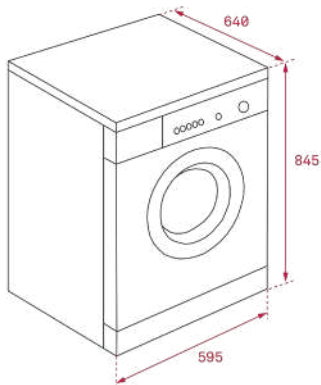


NEW

MAESTRO SPA TKS 893 H



- Free standing Dryer
- Heat pump condenser dryer
- Drying capacity: 8 kg
- 16 programs
- Electronic control with digital display
- Humidity sensor
- Stainless steel drum
- 4 power levels
- LED indicators for: on/off, filter saturation, and full tank
- Bi-direction rotation
- Delay timer: 1-24h



COLOR



EXTERNAL DIMENSIONS

Height 845mm Width 595mm Depth 640mm



LAUNDRY

Modelo	TKD 1490	SPA TKD 1480	SPA TKD 1280	SPA TKD 1270	TKX3 1263	SPA TKS 893 H
PRODUCT FICHE						
Washing capacity (Kgs)	9	8	8	7	6	-
Energy Efficiency Class (1)	A+++	A+++	A+++	A+++	A+++	A+++
Energy consumption per year (kWh) (2)	218	196	196	175	153	176
Consumption / cycle energy (kWh) (3)	0,93/0,80/0,51	1,05/ 0,84/0,63	1,05/ 0,84/0,63	0,93/0,80/0,51	0,72/0,69/0,60	-
Power consumption in off-mode and left-on mode	0,50/1,00	0,50/1,00	0,50/1,00	0,50/1,00	0,50/1,00	0,20/0,80
Water consumption (litre/year) (4)	14.000	11.000	11.000	10.000	9.240	-
Spinning efficiency	B	B	B	B	B	-
Maximum spinning speed	1.400	1.400	1.200	1.200	1.200	-
Percentage of water after the spinning	53	53	53	53	61	-
Cycle duration (minutes) (3)	179/179/179	179/179/179	179/179/179	179/179/179	222/211/203	-
Noise level dB washing/spinning	54/76	59/78	59/76	59/76	59/76	-
Drying capacity (Kgs)	-	-	-	-	-	8
Drying technology	-	-	-	-	-	Condenser heat pump
Automatic (sensor drying)	-	-	-	-	-	√
Energy cycle consumption full/partial load (kWh)	0,93/0,80/0,51	-	-	-	-	1,50/0,79
Program duration Tt, T1, T 1/2 (minutes) (3)	179/179/179	179/179/179	179/179/179	179/179/179	-	144/190/110
Condensation efficiency (4)	-	-	-	-	-	B
Condensation percentages C1, C 1/2, Ct (5)	-	-	-	-	-	80,5/80,5/80,5
Noise level (dBA)	-	-	-	-	-	65
Energy consumption for washing, spinning and drying, kWh (2)	-	-	-	-	-	-
Washing performance class (1)	-	-	-	-	-	-
Water remaining after spinning in % (as a proportion of dry weight of wash)	-	-	-	-	-	-
Water consumption for washing, spinning and drying, l (4)	-	-	-	-	-	-
Water consumption for washing and spinning, l (5)	-	-	-	-	-	-
Energy consumption, never using the dryer (kWh/year) (7)	-	-	-	-	-	-
Water consumption, never using the dryer (l/year) (7)	-	-	-	-	-	-
ELECTRICAL FEATURES						
Maximum Nominal Power (W)	2.050	2.000	2.000	2.050	2.100	650
Nominal Power motor (W)	500	500	500	450	450	120
Nominal Power heating element (W)	1.800	1.800	1.800	1.800	1.800	-



Meaningful moments
are never forgotten



SINKS

Meaningful moments around Teka sinks

The sink is the heart of the kitchen and the kitchen is where some of the best moments in our lives take place and we cook the way to life. The kitchen means more to us than simply a place where meals are made. It is a place to laugh, dream, contribute, talk, make decisions, share news, make life plans, and ultimately, live unforgettable moments. For all of these reasons, at Teka, we design and manufacture sinks to bring solutions and real innovation to the kitchen. We make solutions that fit with your life style and in harmony with your home.









Quality, technology and innovation above all

Every day we work to better understand your needs and create new solutions to help, all by finding new possibilities in the kitchen

Teka devotes itself to top quality

Teka sinks are manufactured in the same way that a chef perfects his recipes: with the very best ingredients. The stainless steel used in the manufacturing of our sinks contains the necessary amounts of chromium and nickel to create a product that is extremely resistant to denting, noise and temperature changes. Made to last a lifetime! The highest quality materials, together with the best design and functionality, make Teka sinks the silent protagonists in any kitchen.

**More than
just a sink**





More than 90 years of experience in the manufacturing of sinks allows us to offer the best guarantee

Teka sinks are defined by their top quality, durability, extremely resistant austenitic stainless steel, ergonomic design, functionality, hassle free installation and excellent service. They are made in Europe and all our factories have the highest quality certifications and are environmentally friendly.

Sinks with unlimited lifetime warranty

At Teka, we are so confident in our quality standards that we offer an unlimited lifetime warranty on all of our stainless steel kitchen sink models for you to be completely at ease. Visit teka.com for more information.

* Warranty only applicable for residential products. Fitting excluded. All product exchanges and returns require Teka's express approval. Tap and accessories excluded.

SilentSmart,
the silent
protagonist



50% less noise: maximum comfort and well-being

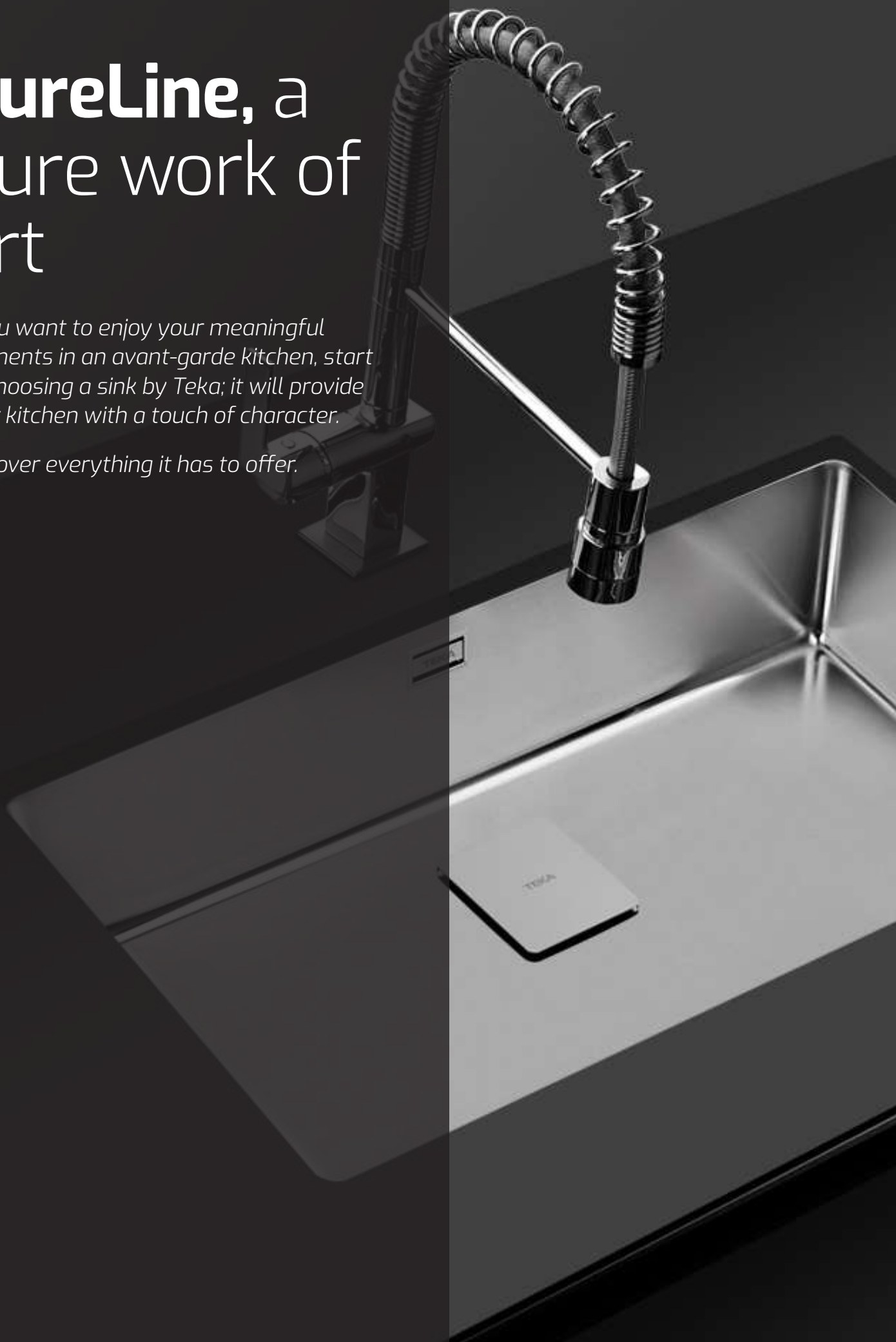
Is the kitchen sink one source of irritating noise that affects your family? New PureLine Teka sinks are the best in their class. They feature a design and low-noise component to make them extremely quiet. The sound-dampening pads are their best partner. They, together with their special distribution, are able to reduce water noise by 50%, when running or dripping into the sink, ensuring your comfort and convenience all day.



PureLine, a pure work of art

If you want to enjoy your meaningful moments in an avant-garde kitchen, start by choosing a sink by Teka; it will provide your kitchen with a touch of character.


Discover everything it has to offer.



A touch of distinction and class for your kitchen

PureLine RS15 range is characterized by:

- Teka Radius 15 offers a clean design that embodies modernity.
 - The integrated manufacturing process stands for environmentally friendly and efficient production.
 - Sinks made with high stainless steel quality, AISI 304, that grants durability and allows easy cleaning.
 - An elegant design with more capacity: bowls with a depth of 20 cm!
 - Deeper, more possibilities. Teka sinks allow you to wash any kitchenware even the biggest pots!
 - A new SQ valve to gently cover the square basket waste, providing a refined and attractive touch in the kitchen.
 - Just decide which one suits you, PureLine sinks range is recognized by its flexible installation: undermount, top, flush, inset or even lay on.
 - All the product range comes with lifetime warranty and the new SilentSmart system, which reduces water dripping sound by 50%
- PureLine, pure design and style.



PureLine Diamond RS15, the jewel of the kitchen

The new Diamond RS15 sinks are the best solution to combine with the rest of Teka glass domestic appliances.

Discover all the new possibilities that the new range of Diamond RS15 sinks offers you

- Black or white, one bowl, two bowls, one bowl and drainer... what is your choice?
- Different shapes and sizes available to choose the best sink that suits your style.
- With the same quality as a hob, the safety tempered glass is resistant to impacts, high temperatures and temperature changes.
- Diamonds RS15 sinks are born with elegant and pure lines that offer a modern design. The straight lines aligned with the new automatic square-shaped SQ valve add personality to your kitchen.
- Without forgetting the tranquility offered by the Lifetime warranty and the new SilentSmart system.

PureLine, pure design and style.





DIAMOND R515
1B 1D 86



DIAMOND R515
1B 1D 86 WHITE



DIAMOND R515
2B 86



DIAMOND R515
2D 1D

PureLine FlexLinea RS15, a new range with multiple possibilities

*The new FlexLinea RS15 sinks
offer distinction and versatility
at all levels.*



FlexLinea, a new range of sinks that satisfies all tastes

Flexibility is one of the main priorities for Teka, that's why this new range has been developed.

It offers a wide variety of different sink compositions in different sizes, all of them with overflow and squared waste, to offer a look according to current trends, along with the easy-cleaning radius 15.

A sink you can install in all kind of countertops thanks to its triple mount installation option: undermount, top mount or flush mount.

All the range comes with lifetime warranty and SilentSmart system which reduces water dripping sound by 50% .

They are the best of their kind, the integrated manufacturing process stands for environmentally friendly and efficient production.

Enjoy the peacefulness offered by the lifetime warranty and the new SilentSmart system.

PureLine, pure design and style.



Undermount



Top mount



Flash mount

PureLine Zenit RS15, multifunction workstation


The new Zenit RS15 sinks are distinguished by their versatility, and, above all, because they bring order in your kitchen.

More than just a sink

Zenit PureLine RS15 is not simply another range of sinks. It is a food preparation area with ergonomic accessories perfect to cut, wash, cook, serve, and... enjoy! Its new square-shaped SQ valve combines with the attractive straight lines that bring personality and design to your kitchen, with a professional look and the peace of mind offered by the lifetime guarantee and the new SilentSmart system.

Zenit RS15 Cooking Set

Teka has developed an exclusive cooking set that includes 3 ceramic dishes of different sizes suitable for ovens, microwaves and dishwashers that allow baking or serving meals directly to the table, all thanks to its elegant bamboo chopping board. The set is complete with a set of silicone lids that allow you to preserve food and enjoy it at a later time. In addition, the new square-designed inox soap dispenser, the inox colander that stands on the bowl rim, a level below chopping board, and the popup waste match perfectly with Teka sinks and help you to get things well organized. Pureline, pure design and style.





Tegranite+, the hero of the kitchen

Los fregaderos Tegrante+ de Teka han evolucionado creando un área de trabajo perfecta para los chefs de la casa que buscan la innovación, la practicidad y lo funcional en la cocina.



Stone, Forsquare and Square are the new ranges for our new Tegrinite+ products. They were made with high quality Quartz, a material on the rise. 80% Quartz combined with acrylic resins to obtain a hardened material very resistant to thermal shocks, impacts and dirt. In addition, it is available in a wide range of colors. Quality and color... you can choose!

- **Scratch-proof surface:** high resistance surface to high temperatures and violent shocks.
- **Color intensity:** Excellent UV resistance and long color durability. Its specific method in coloring granite-particles provides higher resistance against decoloring.
- **Hygiene:** The material is non-porous, its surface is very easy to clean and leaves no place for bacteria.
- **Food safe:** Additionally, Tegrinite+ have an anti-bacterial protection enriched by silver ions which reject bacterial microorganisms.
- **Easy to clean:** Tegrinite+ features an odorless and stain-resistant finish. Cleaning up couldn't be any easier or faster!
- **High-resistant packaging** to minimize breakage. The sink is suspended and fully protected inside a twin double-box, creating a safety perimeter to avoid impacts.


Teka only endorses sinks made of innovative materials, that have great durability and are easy to clean.




Metallic Black



Black Carbon



Dark Grey




White




Sandbeige



Metallic Grey



Topasbeige



Black



Stone Grey



Avena Beige



Bright Cream



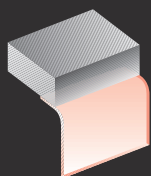
White

Teka sinks, maximum installation flexibility

When choosing a sink it is necessary to take into account the style of kitchen as a whole, and what can be more functionally comfortable.


Undermount

A popular option to install with stone, granite and modern composite materials. This sink is mounted and caulked from underneath using the special clips provided. Undermounting is very easy to clean, and prevents dirt from getting stuck around or below the rim, the countertop is completely smooth and the sink looks elegant and practical. The sink is absolutely waterproof!




Top mount

A slimmer rim grants for an accurate positioning of the sink on your countertop. It is suitable for countertops of any material, and it is recommended especially for wood or laminates. Its small rim prevents water spilling onto the countertop.




Flush mount

Sink and countertop become one solid unit, free of awkward edges and corners. The rim of the bowl is milled into the countertop, the cut-out has to be very accurate. The totally seamless working area is also aesthetically pleasing and easy-to-clean. Ideal for natural materials like stone where milling is not a problem.



Inset mount


The most traditional method of installation. Simply insert from above into a prepared cut-out, and the rim of the sink sits on the work surface. Teka drop-in sinks can be mounted on virtually any worktop. The sink is fastened to the worktop from underneath, with no screws or bolts showing.



Lay on

































Teka lay-on sinks are only superimposed, do not need, or use clips.

The stainless steel of the sink surrounds the edge of the countertop. Lay-on sinks can be delivered with wood supports at the sides (below the rim) to aid installation while providing structural reinforcement.



Sinks

PureLine, a pure work of art

		DIAMOND RS15	ZENIT RS15		FORLINEA RS15	
		INSET			TOP / FLUSH	
INSTALLATION	90					
			ZENIT RS15 2B 86 AUTO	ZENIT RS15 2B 86 AUTO PRO		
	80					
		DIAMOND RS15 2B 86 AUTO	ZENIT RS15 2B 1D R AUTO	ZENIT RS15 2B 1D R AUTO PRO	FORLINEA RS15 2B 740 AUTO	FORLINEA RS15 2B 740
						
		DIAMOND RS15 2B 1D AUTO	ZENIT RS15 2B 1D L AUTO	ZENIT RS15 2B 1D L AUTO PRO		
						
	ZENIT RS15 1 1/2 B 1D R AUTO	ZENIT RS15 1 1/2 B 1D R AUTO PRO				
						
	ZENIT RS15 1 1/2 B 1D L AUTO	ZENIT RS15 1 1/2 B 1D L AUTO PRO				
60						
		ZENIT RS15 1B AUTO	ZENIT RS15 1B AUTO PRO	FORLINEA RS15 2B 580 AUTO	FORLINEA RS15 2B 580	
						
				FORLINEA RS15 50.40 AUTO	FORLINEA RS15 50.40	
50						
	DIAMOND RS15 1B 1D 86 AUTO	ZENIT RS15 1B 1D L 86 AUTO	ZENIT RS15 1B 1D L 86 AUTO PRO	FORLINEA RS15 40.40 AUTO	FORLINEA RS15 40.40	
						
	DIAMOND RS15 1B 1D 86 AUTO	ZENIT RS15 1B 1D R 86 AUTO	ZENIT RS15 1B 1D R 86 AUTO PRO			
45						
		ZENIT RS15 1B 1D L 78 AUTO PRO	ZENIT RS15 1B 1D L 78 AUTO PRO			
						
		ZENIT RS15 1B 1D R 78 AUTO	ZENIT RS15 1B 1D R 78 AUTO PRO			

FLEXILINEA RS15

UNDERMOUNT / TOP / FLUSH

BELINEA RS15

UNDERMOUNT



BE LINEA RS15 2B 860



BE LINEA RS15 71.40



FLEXILINEA RS15 2B 740



FLEXILINEA RS15 71.40



BE LINEA RS15 2B 740



FLEXILINEA RS15 2B 580



FLEXILINEA RS15 50.40



FLEXILINEA RS15 45.40



BE LINEA RS15 2B 580



BE LINEA RS15 50.40



BE LINEA RS15 45.40



FLEXILINEA RS15 40.40



BE LINEA RS15 40.40



FLEXILINEA RS15 34.40



FLEXILINEA RS15 27.40



BE LINEA RS15 34.40



BE LINEA RS15 27.40



BE LINEA RS15 18.40

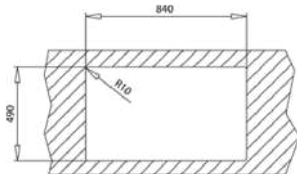
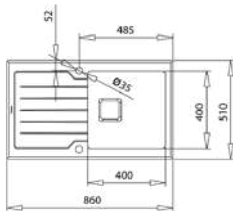
SINKS



NEW

DIAMOND RS15 1B 1D 86 AUTO MAESTRO

- Urban Colors Edition
- PureLine glass sink
- 1 inox bowl and 1 drainer
- Safety tempered glass with bevelled edges, impact resistance, high temperatures and thermal shocks
- Inset installation
- Reversible drainer
- 18/10 Stainless Steel
- Easy clean radius R15 corners
- 3½" SQ automatic basket waste with siphon
- Decorative SQ cover
- SilentSmart, 50% less noise
- 200 mm deep bowl
- 50 cm base unit



COLOR ■ Glass Black

Ref. 115100011 | EAN: 8434778004731

EXTERNAL DIMENSIONS Length 860mm Width 510mm Height 200mm

RECOMMENDED ACCESSORIES



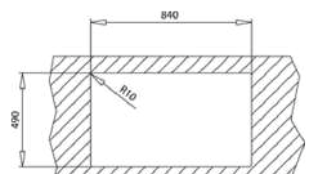
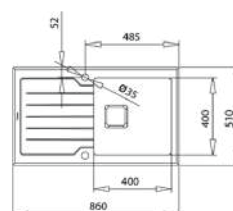
UNIVERSAL INOX COLANDER
REF: 40199072
EAN: 8421152144237



NEW

DIAMOND RS15 1B 1D 86 AUTO MAESTRO

- Urban Colors Edition
- PureLine glass sink
- 1 inox bowl and 1 drainer
- Safety tempered glass with bevelled edges, impact resistance, high temperatures and thermal shocks
- Inset installation
- Reversible drainer
- 18/10 Stainless Steel
- Easy clean radius R15 corners
- 3½" SQ automatic basket waste with siphon
- Decorative SQ cover
- SilentSmart, 50% less noise
- 200 mm deep bowl
- 50 cm base unit



COLOR ■ White Glass

Ref. 115100012 | EAN: 8434778004748

EXTERNAL DIMENSIONS Length 860mm Width 510mm Height 200mm

RECOMMENDED ACCESSORIES



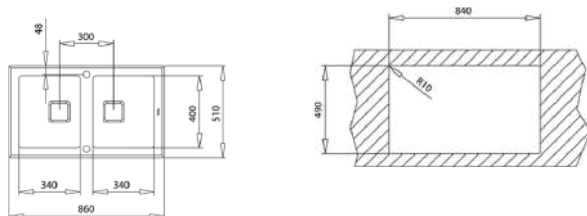
UNIVERSAL INOX COLANDER
REF: 40199072
EAN: 8421152144237



NEW

DIAMOND RS15 2B 86 AUTO
MAESTRO

- PureLine glass sink
- 2 inox bowls
- Safety tempered glass with bevelled edges, impact resistance, high temperatures and thermal shocks
- Inset installation
- 18/10 Stainless Steel
- Easy clean radius R15 corners
- 3½" SQ automatic basket waste with siphon
- Decorative SQ cover
- SilentSmart, 50% less noise
- 200 mm deep bowls
- 80 cm base unit



COLOR Glass Black
Ref. 115030017 | EAN: 8434778004793

EXTERNAL DIMENSIONS Length 860mm Width 510mm Height 200mm

RECOMMENDED ACCESSORIES



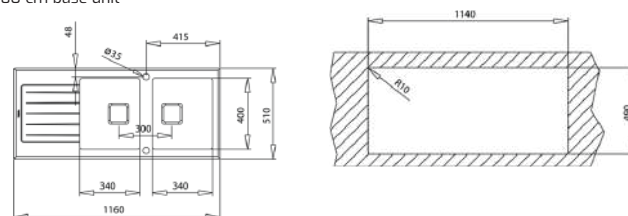
UNIVERSAL INOX COLANDER
REF: 40199072
EAN: 8421152144237



NEW

DIAMOND RS15 2B 1D AUTO
MAESTRO

- PureLine glass sink
- 2 inox bowls and 1 drainer
- Safety tempered glass with bevelled edges, impact resistance, high temperatures and thermal shocks
- Inset installation
- Reversible drainer
- 18/10 Stainless Steel
- Easy clean radius R15 corners
- 3½" SQ automatic basket waste with siphon
- Decorative SQ cover
- SilentSmart, 50% less noise
- 200 mm deep bowls
- 80 cm base unit



COLOR Glass Black
Ref. 115160007 | EAN: 8434778004809

EXTERNAL DIMENSIONS Length 1160mm Width 510mm Height 200mm

RECOMMENDED ACCESSORIES



UNIVERSAL INOX COLANDER
REF: 40199072
EAN: 8421152144237

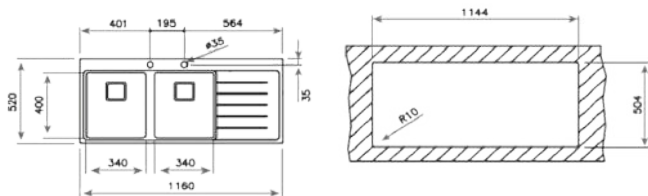
SINKS



NEW

ZENIT RS15 2B 1D R AUTO MAESTRO

- PureLine stainless steel sink
- 2 bowls and 1 drainer, right hand
- Inset installation
- 18/10 Stainless steel
- Easy clean radius R15 corners
- 3½" SQ automatic basket waste with siphon
- Decorative SQ cover
- SilentSmart, 50% less noise
- 200 mm deep bowls
- Thick steel sheet
- 80 cm base unit



COLOR Stainless Steel

Ref. 115160003 | EAN: 8434778004502

EXTERNAL DIMENSIONS Length 1160mm Width 520mm Height 200mm

RECOMMENDED ACCESSORIES



BAMBOO CUTTING BOARD
REF: 40199236
EAN: 8421152143667



SOAP DISPENSER
REF: 115890012
EAN: 8434778004786



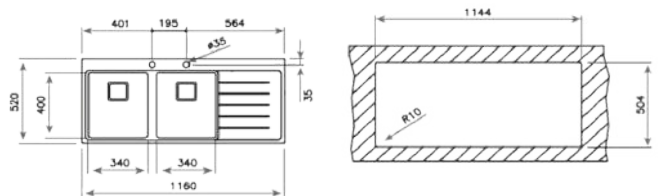
UNIVERSAL INOX COLANDER
REF: 40199072
EAN: 8421152144237



NEW

ZENIT RS15 2B 1D R AUTO PRO MAESTRO

- PureLine stainless steel sink
- 2 bowls and 1 drainer, right hand
- Inset installation
- 18/10 Stainless steel
- Easy clean radius R15 corners
- 3½" SQ automatic basket waste with siphon
- Decorative SQ cover
- SilentSmart, 50% less noise
- 200 mm deep bowls
- Soap dispenser, colander and chopping board included
- Thick steel sheet
- 80 cm base unit



COLOR Stainless Steel

Ref. 115160004 | EAN: 8434778004519

EXTERNAL DIMENSIONS Length 1160mm Width 520mm Height 200mm

INCLUDED ACCESSORIES



BAMBOO CUTTING BOARD
REF: 40199236
EAN: 8421152143667



SOAP DISPENSER
REF: 115890012
EAN: 8434778004786



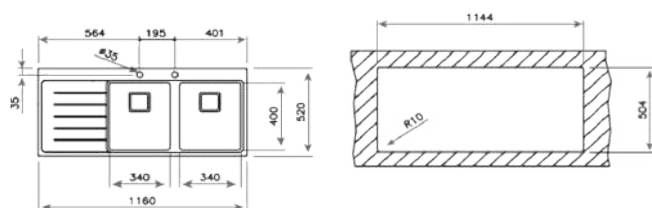
UNIVERSAL INOX COLANDER
REF: 40199072
EAN: 8421152144237



NEW

ZENIT RS15 2B 1D L AUTO
MAESTRO

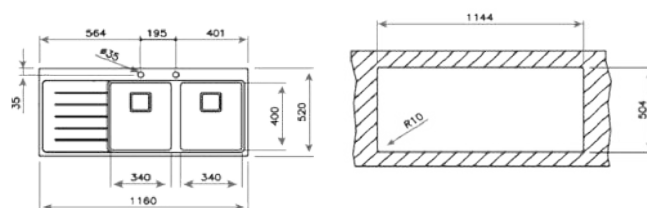
- PureLine stainless steel sink
- 2 bowls and 1 drainer, left hand
- Inset installation
- 18/10 Stainless steel
- Easy clean radius R15 corners
- 3½" SQ automatic basket waste with siphon
- Decorative SQ cover
- SilentSmart, 50% less noise
- 200 mm deep bowls
- Thick steel sheet
- 80 cm base unit



NEW

ZENIT RS15 2B 1D L AUTO PRO
MAESTRO

- PureLine stainless steel sink
- 2 bowls and 1 drainer, left hand
- Inset installation
- 18/10 Stainless steel
- Easy clean radius R15 corners
- 3½" SQ automatic basket waste with siphon
- Decorative SQ cover
- SilentSmart, 50% less noise
- 200 mm deep bowls
- Soap dispenser, colander and chopping board included
- Thick steel sheet
- 80 cm base unit



COLOR Stainless Steel

Ref. 115160005 | EAN: 8434778004526

EXTERNAL DIMENSIONS Length 1160mm Width 520mm Height 200mm

RECOMMENDED ACCESSORIES



BAMBOO CUTTING BOARD
REF: 40199236
EAN: 8421152143667



SOAP DISPENSER
REF: 115890012
EAN: 8434778004786



UNIVERSAL INOX COLANDER
REF: 40199072
EAN: 8421152144237

COLOR Stainless Steel

Ref. 115160006 | EAN: 8434778004533

EXTERNAL DIMENSIONS Length 1160mm Width 520mm Height 200mm

INCLUDED ACCESSORIES



BAMBOO CUTTING BOARD
REF: 40199236
EAN: 8421152143667



SOAP DISPENSER
REF: 115890012
EAN: 8434778004786



UNIVERSAL INOX COLANDER
REF: 40199072
EAN: 8421152144237

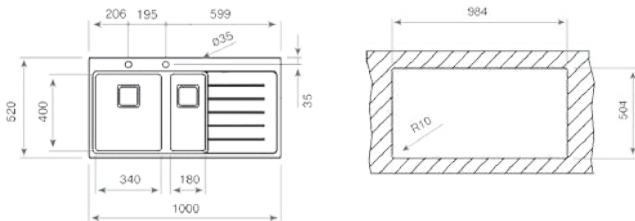
SINKS



NEW

ZENIT RS15 1 1/2 B 1D R AUTO MAESTRO

- PureLine stainless steel sink
- 1 bowl, 1 auxiliary bowl and 1 drainer, right hand
- Inset installation
- 18/10 Stainless steel
- Easy clean radius R15 corners
- 3 1/2" SQ automatic basket waste with siphon
- Decorative SQ cover
- SilentSmart, 50% less noise
- 200 and 140 mm deep bowls
- Thick steel sheet
- 80 cm base unit



COLOR **Stainless Steel**

Ref. 115130000 | EAN: 8434778004540

EXTERNAL DIMENSIONS Length 1000mm Width 520mm Height 200mm

RECOMMENDED ACCESSORIES



BAMBOO CUTTING BOARD
REF: 40199236
EAN: 8421152143667



SOAP DISPENSER
REF: 115890012
EAN: 8434778004786



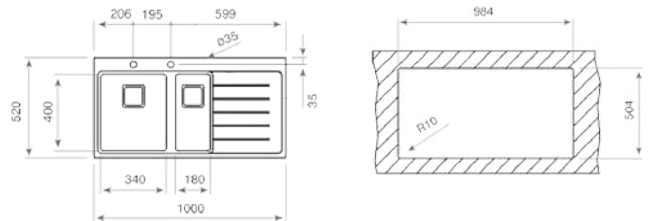
UNIVERSAL INOX COLANDER
REF: 40199072
EAN: 8421152144237



NEW

ZENIT RS15 1 1/2 B 1D R AUTO PRO MAESTRO

- PureLine stainless steel sink
- 1 bowl, 1 auxiliary bowl and 1 drainer, right hand
- Inset installation
- 18/10 Stainless steel
- Easy clean radius R15 corners
- 3 1/2" SQ automatic basket waste with siphon
- Decorative SQ cover
- SilentSmart, 50% less noise
- 200 and 140 mm deep bowls
- Soap dispenser, colander and chopping board included
- Thick steel sheet
- 80 cm base unit



COLOR **Stainless Steel**

Ref. 115130001 | EAN: 8434778004557

EXTERNAL DIMENSIONS Length 1000mm Width 520mm Height 200mm

INCLUDED ACCESSORIES



BAMBOO CUTTING BOARD
REF: 40199236
EAN: 8421152143667



SOAP DISPENSER
REF: 115890012
EAN: 8434778004786



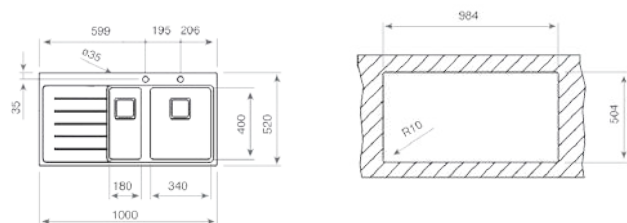
UNIVERSAL INOX COLANDER
REF: 40199072
EAN: 8421152144237



NEW

ZENIT RS15 1 1/2 B 1D L AUTO
MAESTRO

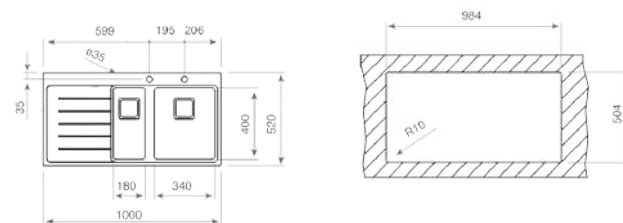
- PureLine stainless steel sink
- 1 bowl, 1 auxiliary bowl and 1 drainer, left hand
- Inset installation
- 18/10 Stainless steel
- Easy clean radius R15 corners
- 3 1/2" SQ automatic basket waste with siphon
- Decorative SQ cover
- SilentSmart, 50% less noise
- 200 and 140 mm deep bowls
- Thick steel sheet
- 80 cm base unit



NEW

ZENIT RS15 1 1/2 B 1D L AUTO PRO
MAESTRO

- PureLine stainless steel sink
- 1 bowl, 1 auxiliary bowl and 1 drainer, left hand
- Inset installation
- 18/10 Stainless steel
- Easy clean radius R15 corners
- 3 1/2" SQ automatic basket waste with siphon
- Decorative SQ cover
- SilentSmart, 50% less noise
- 200 and 140 mm deep bowls
- Soap dispenser, colander and chopping board included
- Thick steel sheet
- 80 cm base unit



COLOR Stainless Steel

Ref. 115130002 | EAN: 8434778004564

EXTERNAL DIMENSIONS Length 1000mm Width 520mm Height 200mm

RECOMMENDED ACCESSORIES



BAMBOO CUTTING BOARD
REF: 40199236
EAN: 8421152143667



SOAP DISPENSER
REF: 115890012
EAN: 8434778004786



UNIVERSAL INOX COLANDER
REF: 40199072
EAN: 8421152144237

COLOR Stainless Steel

Ref. 115130003 | EAN: 8434778004571

EXTERNAL DIMENSIONS Length 1000mm Width 520mm Height 200mm

INCLUDED ACCESSORIES



BAMBOO CUTTING BOARD
REF: 40199236
EAN: 8421152143667



SOAP DISPENSER
REF: 115890012
EAN: 8434778004786



UNIVERSAL INOX COLANDER
REF: 40199072
EAN: 8421152144237

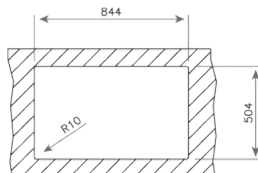
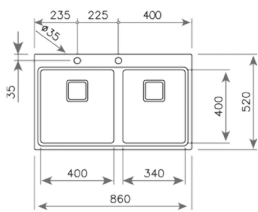
SINKS



NEW

ZENIT RS15 2B 86 AUTO MAESTRO

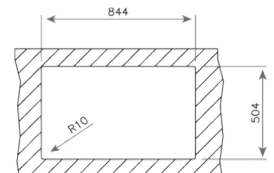
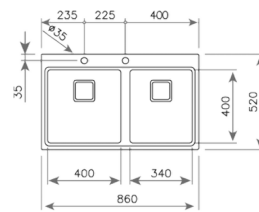
- PureLine stainless steel sink
- 2 bowls
- Inset installation
- 18/10 Stainless steel
- Easy clean radius R15 corners
- 3½" SQ automatic basket waste with siphon
- Decorative SQ cover
- SilentSmart, 50% less noise
- 200 mm deep bowls
- Thick steel sheet
- 90 cm base unit



NEW

ZENIT RS15 2B 86 AUTO PRO MAESTRO

- PureLine stainless steel sink
- 2 bowls
- Inset installation
- 18/10 Stainless steel
- Easy clean radius R15 corners
- 3½" SQ automatic basket waste with siphon
- Decorative SQ cover
- SilentSmart, 50% less noise
- 200 mm deep bowls
- Soap dispenser, colander and chopping board included
- Thick steel sheet
- 90 cm base unit



COLOR  **Stainless Steel**

Ref. 115030015 | EAN: 8434778004588

EXTERNAL DIMENSIONS Length 860mm Width 520mm Height 200mm

RECOMMENDED ACCESSORIES



BAMBOO CUTTING BOARD
REF: 40199236
EAN: 8421152143667



SOAP DISPENSER
REF: 115890012
EAN: 8434778004786



UNIVERSAL INOX COLANDER
REF: 40199072
EAN: 8421152144237

COLOR  **Stainless Steel**

Ref. 115030016 | EAN: 8434778004595

EXTERNAL DIMENSIONS Length 860mm Width 520mm Height 200mm

INCLUDED ACCESSORIES



BAMBOO CUTTING BOARD
REF: 40199236
EAN: 8421152143667



SOAP DISPENSER
REF: 115890012
EAN: 8434778004786



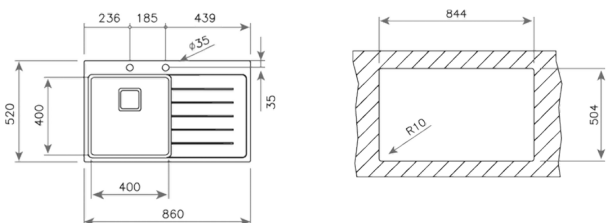
UNIVERSAL INOX COLANDER
REF: 40199072
EAN: 8421152144237



NEW

ZENIT RS15 1B 1D R 86 AUTO
MAESTRO

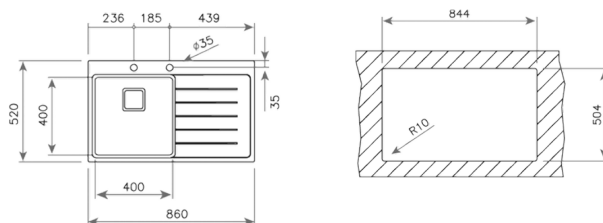
- PureLine stainless steel sink
- 1 bowl and 1 drainer, right hand
- Inset installation
- 18/10 Stainless steel
- Easy clean radius R15 corners
- 3½" SQ automatic basket waste with siphon
- Decorative SQ cover
- SilentSmart, 50% less noise
- 200 mm deep bowl
- Thick steel sheet
- 50 cm base unit



NEW

ZENIT RS15 1B 1D R 86 AUTO PRO
MAESTRO

- PureLine stainless steel sink
- 1 bowl and 1 drainer, right hand
- Inset installation
- 18/10 Stainless steel
- Easy clean radius R15 corners
- 3½" SQ automatic basket waste with siphon
- Decorative SQ cover
- SilentSmart, 50% less noise
- 200 mm deep bowl
- Soap dispenser, colander and chopping board included
- Thick steel sheet
- 50 cm base unit



COLOR Stainless Steel

Ref. 115100003 | EAN: 8434778004601

EXTERNAL DIMENSIONS Length 860mm Width 520mm Height 200mm

RECOMMENDED ACCESSORIES



BAMBOO CUTTING BOARD
REF: 40199236
EAN: 8421152143667



SOAP DISPENSER
REF: 115890012
EAN: 8434778004786



UNIVERSAL INOX COLANDER
REF: 40199072
EAN: 8421152144237

COLOR Stainless Steel

Ref. 115100004 | EAN: 8434778004618

EXTERNAL DIMENSIONS Length 860mm Width 520mm Height 200mm

INCLUDED ACCESSORIES



BAMBOO CUTTING BOARD
REF: 40199236
EAN: 8421152143667



SOAP DISPENSER
REF: 115890012
EAN: 8434778004786



UNIVERSAL INOX COLANDER
REF: 40199072
EAN: 8421152144237

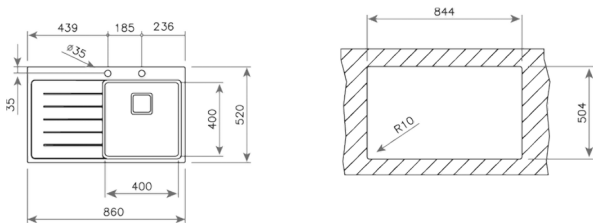
SINKS



NEW

ZENIT RS15 1B 1D L 86 AUTO MAESTRO

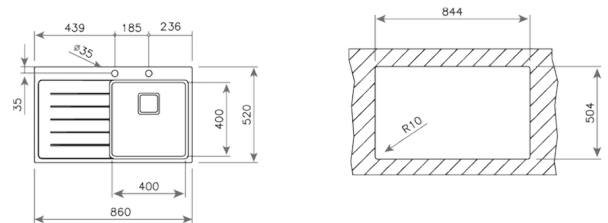
- PureLine stainless steel sink
- 1 bowl and 1 drainer, left hand
- Inset installation
- 18/10 Stainless steel
- Easy clean radius R15 corners
- 3½" SQ automatic basket waste with siphon
- Decorative SQ cover
- SilentSmart, 50% less noise
- 200 mm deep bowl
- Thick steel sheet
- 50 cm base unit



NEW

ZENIT RS15 1B 1D L 86 AUTO PRO MAESTRO

- PureLine stainless steel sink
- 1 bowl and 1 drainer, left hand
- Inset installation
- 18/10 Stainless steel
- Easy clean radius R15 corners
- 3½" SQ automatic basket waste with siphon
- Decorative SQ cover
- SilentSmart, 50% less noise
- 200 mm deep bowl
- Soap dispenser, colander and chopping board included
- Thick steel sheet
- 50 cm base unit



COLOR **Stainless Steel**

Ref. 115100005 | EAN: 8434778004625

EXTERNAL DIMENSIONS Length 860mm Width 520mm Height 200mm

RECOMMENDED ACCESSORIES



BAMBOO CUTTING BOARD
REF: 40199236
EAN: 8421152143667



SOAP DISPENSER
REF: 115890012
EAN: 8434778004786



UNIVERSAL INOX COLANDER
REF: 40199072
EAN: 8421152144237

COLOR **Stainless Steel**

Ref. 115100006 | EAN: 8434778004632

EXTERNAL DIMENSIONS Length 860mm Width 520mm Height 200mm

INCLUDED ACCESSORIES



BAMBOO CUTTING BOARD
REF: 40199236
EAN: 8421152143667



SOAP DISPENSER
REF: 115890012
EAN: 8434778004786



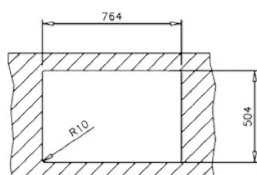
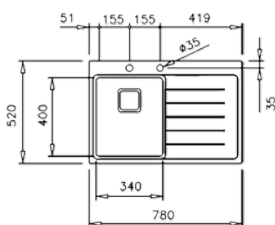
UNIVERSAL INOX COLANDER
REF: 40199072
EAN: 8421152144237



NEW

ZENIT RS15 1B 1D R 78 AUTO
MAESTRO

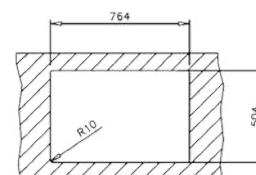
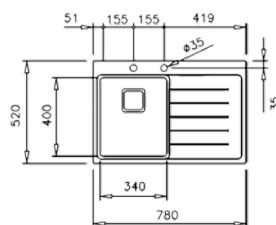
- PureLine stainless steel sink
- 1 bowl and 1 drainer, right hand
- Inset installation
- 18/10 Stainless steel
- Easy clean radius R15 corners
- 3½" SQ automatic basket waste with siphon
- Decorative SQ cover
- SilentSmart, 50% less noise
- 200 mm deep bowl
- Thick steel sheet
- 45 cm base unit



NEW

ZENIT RS15 1B 1D R 78 AUTO PRO
MAESTRO

- PureLine stainless steel sink
- 1 bowl and 1 drainer, right hand
- Inset installation
- 18/10 Stainless steel
- Easy clean radius R15 corners
- 3½" SQ automatic basket waste with siphon
- Decorative SQ cover
- SilentSmart, 50% less noise
- 200 mm deep bowl
- Soap dispenser, colander and chopping board included
- Thick steel sheet
- 45 cm base unit



COLOR Stainless Steel

Ref. 115100007 | EAN: 8434778004649

EXTERNAL DIMENSIONS Length 780mm Width 520mm Height 200mm

RECOMMENDED ACCESSORIES



BAMBOO CUTTING BOARD
REF: 40199236
EAN: 8421152143667



SOAP DISPENSER
REF: 115890012
EAN: 8434778004786



UNIVERSAL INOX COLANDER
REF: 40199072
EAN: 8421152144237

COLOR Stainless Steel

Ref. 115100008 | EAN: 8434778004656

EXTERNAL DIMENSIONS Length 780mm Width 520mm Height 200mm

INCLUDED ACCESSORIES



BAMBOO CUTTING BOARD
REF: 40199236
EAN: 8421152143667



SOAP DISPENSER
REF: 115890012
EAN: 8434778004786



UNIVERSAL INOX COLANDER
REF: 40199072
EAN: 8421152144237

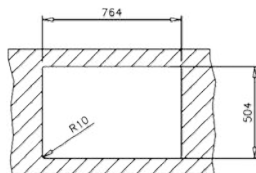
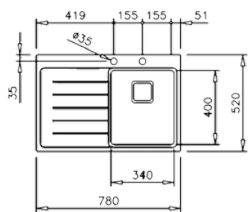
SINKS



NEW

ZENIT RS15 1B 1D L 78 AUTO MAESTRO

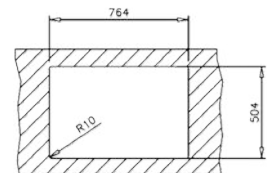
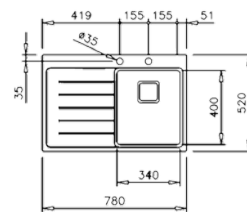
- PureLine stainless steel sink
- 1 bowl and 1 drainer, left hand
- Inset installation
- 18/10 Stainless steel
- Easy clean radius R15 corners
- 3½" SQ automatic basket waste with siphon
- Decorative SQ cover
- SilentSmart, 50% less noise
- 200 mm deep bowl
- Thick steel sheet
- 45 cm base unit



NEW

ZENIT RS15 1B 1D L 78 AUTO PRO MAESTRO

- PureLine stainless steel sink
- 1 bowl and 1 drainer, left hand
- Inset installation
- 18/10 Stainless steel
- Easy clean radius R15 corners
- 3½" SQ automatic basket waste with siphon
- Decorative SQ cover
- SilentSmart, 50% less noise
- 200 mm deep bowl
- Soap dispenser, colander and chopping board included
- Thick steel sheet
- 45 cm base unit



COLOR  **Stainless Steel**

Ref. 115100009 | EAN: 8434778004663

EXTERNAL DIMENSIONS Length 780mm Width 520mm Height 200mm

RECOMMENDED ACCESSORIES



BAMBOO CUTTING BOARD
REF: 40199236
EAN: 8421152143667



SOAP DISPENSER
REF: 115890012
EAN: 8434778004786



UNIVERSAL INOX COLANDER
REF: 40199072
EAN: 8421152144237

COLOR  **Stainless Steel**

Ref. 115100010 | EAN: 8434778004670

EXTERNAL DIMENSIONS Length 780mm Width 520mm Height 200mm

INCLUDED ACCESSORIES



BAMBOO CUTTING BOARD
REF: 40199236
EAN: 8421152143667



SOAP DISPENSER
REF: 115890012
EAN: 8434778004786



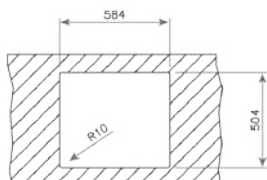
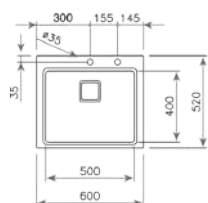
UNIVERSAL INOX COLANDER
REF: 40199072
EAN: 8421152144237



NEW

ZENIT RS15 1B AUTO
MAESTRO

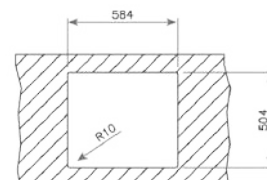
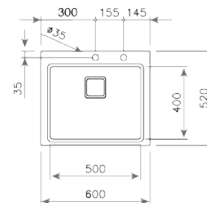
- PureLine stainless steel sink
- 1 bowl
- Inset installation
- 18/10 Stainless steel
- Easy clean radius R15 corners
- 3½" SQ automatic basket waste with siphon
- Decorative SQ cover
- SilentSmart, 50% less noise
- 200 mm deep bowl
- Thick steel sheet
- 60 cm base unit



NEW

ZENIT RS15 1B AUTO PRO
MAESTRO

- PureLine stainless steel sink
- 1 bowl
- Inset installation
- 18/10 Stainless steel
- Easy clean radius R15 corners
- 3½" SQ automatic basket waste with siphon
- Decorative SQ cover
- SilentSmart, 50% less noise
- 200 mm deep bowl
- Soap dispenser, colander and chopping board included
- Thick steel sheet
- 60 cm base unit



COLOR Stainless Steel

Ref. 115000021 | EAN: 8434778004687

EXTERNAL DIMENSIONS Length 600mm Width 520mm Height 200mm

RECOMMENDED ACCESSORIES



BAMBOO CUTTING BOARD
REF: 40199236
EAN: 8421152143667



SOAP DISPENSER
REF: 115890012
EAN: 8434778004786



UNIVERSAL INOX COLANDER
REF: 40199072
EAN: 8421152144237

COLOR Stainless Steel

Ref. 115000022 | EAN: 8434778004694

EXTERNAL DIMENSIONS Length 600mm Width 520mm Height 200mm

INCLUDED ACCESSORIES



BAMBOO CUTTING BOARD
REF: 40199236
EAN: 8421152143667



SOAP DISPENSER
REF: 115890012
EAN: 8434778004786



UNIVERSAL INOX COLANDER
REF: 40199072
EAN: 8421152144237

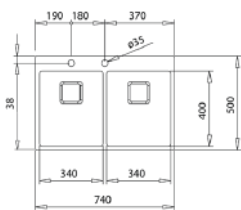
SINKS



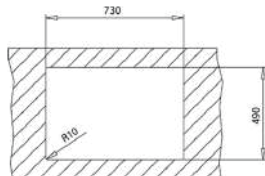
NEW

FORLINEA RS15 2B 740 AUTO MAESTRO

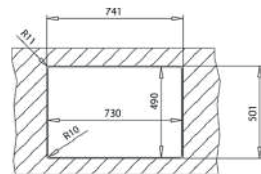
- PureLine stainless steel sink
- 1 bowl
- 2-in-1 installation possibilities: top or flush
- 18/10 Stainless steel
- Easy clean radius R15 corners
- 3½" SQ automatic basket waste with siphon
- Decorative SQ cover
- SilentSmart, 50% less noise
- 200 mm deep bowls
- Thick steel sheet
- 80 cm base unit



TOP



FLUSH



COLOR Stainless Steel

Ref. 115030011 | EAN: 8434778004434

EXTERNAL DIMENSIONS Length 740mm Width 500mm Height 200mm

RECOMMENDED ACCESSORIES



UNIVERSAL INOX COLANDER
REF: 40199072
EAN: 8421152144237



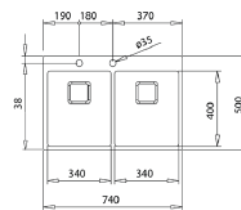
CLASSIC CUTTING BOARD
REF: 40199222
EAN: 8421152741498



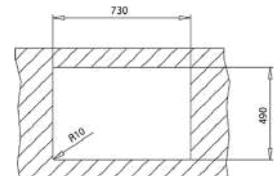
NEW

FORLINEA RS15 2B 740 MAESTRO

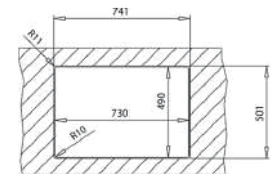
- PureLine stainless steel sink
- 1 bowl
- 2-in-1 installation possibilities: top or flush
- 18/10 Stainless steel
- Easy clean radius R15 corners
- 3½" SQ manual basket waste with siphon
- Decorative SQ cover
- SilentSmart, 50% less noise
- 200 mm deep bowls
- Thick steel sheet
- 80 cm base unit



TOP



FLUSH



COLOR Stainless Steel

Ref. 115030012 | EAN: 8434778005356

EXTERNAL DIMENSIONS Length 740mm Width 500mm Height 200mm

RECOMMENDED ACCESSORIES



UNIVERSAL INOX COLANDER
REF: 40199072
EAN: 8421152144237



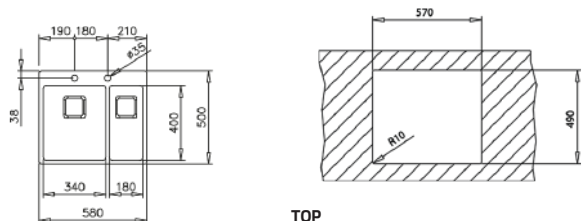
CLASSIC CUTTING BOARD
REF: 40199222
EAN: 8421152741498



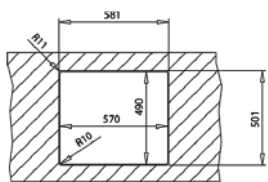
NEW

FORLINEA RS15 2B 580 AUTO
MAESTRO

- PureLine stainless steel sink
- 2 bowls
- 2-in-1 installation possibilities: top or flush
- 18/10 Stainless steel
- Easy clean radius R15 corners
- 3½" SQ automatic basket waste with siphon
- Decorative SQ cover
- SilentSmart, 50% less noise
- 200 and 140 mm deep bowls
- Thick steel sheet
- 60 cm base unit



TOP



FLUSH

COLOR Stainless Steel

Ref. 115030013 | EAN: 8434778004441

EXTERNAL DIMENSIONS Length 580mm Width 500mm Height 200mm

RECOMMENDED ACCESSORIES



UNIVERSAL INOX COLANDER
REF: 40199072
EAN: 8421152144237



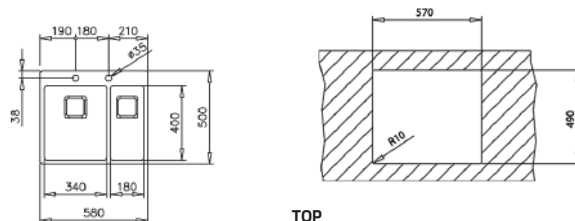
CLASSIC CUTTING BOARD
REF: 40199222
EAN: 8421152741498



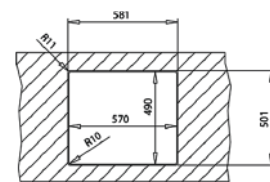
NEW

FORLINEA RS15 2B 580
MAESTRO

- PureLine stainless steel sink
- 2 bowls
- 2-in-1 installation possibilities: top or flush
- 18/10 Stainless steel
- Easy clean radius R15 corners
- 3½" SQ manual basket waste with siphon
- Decorative SQ cover
- SilentSmart, 50% less noise
- 200 and 140 mm deep bowls
- Thick steel sheet
- 60 cm base unit



TOP



FLUSH

COLOR Stainless Steel

Ref. 115030014 | EAN: 8434778004458

EXTERNAL DIMENSIONS Length 580mm Width 500mm Height 200mm

RECOMMENDED ACCESSORIES



UNIVERSAL INOX COLANDER
REF: 40199072
EAN: 8421152144237



CLASSIC CUTTING BOARD
REF: 40199222
EAN: 8421152741498

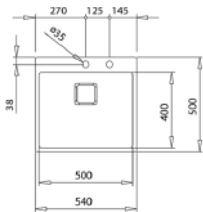
SINKS



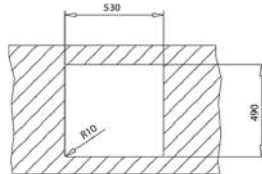
NEW

FORLINEA RS15 50.40 AUTO MAESTRO

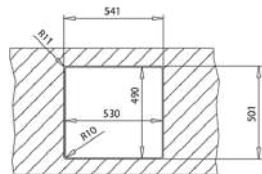
- PureLine stainless steel sink
- 1 bowl
- 2-in-1 installation possibilities: top or flush
- 18/10 Stainless steel
- Easy clean radius R15 corners
- 3½" SQ automatic basket waste with siphon
- Decorative SQ cover
- SilentSmart, 50% less noise
- 200 mm deep bowl
- Thick steel sheet
- 60 cm base unit



TOP



FLUSH



COLOR Stainless Steel

Ref. 115000017 | EAN: 8434778004465

EXTERNAL DIMENSIONS Length 540mm Width 500mm Height 200mm

RECOMMENDED ACCESSORIES



UNIVERSAL INOX COLANDER
REF: 40199072
EAN: 8421152144237



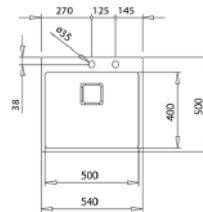
CLASSIC CUTTING BOARD
REF: 40199222
EAN: 8421152741498



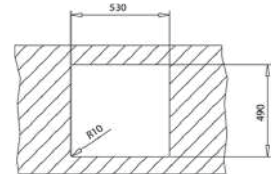
NEW

FORLINEA RS15 50.40 MAESTRO

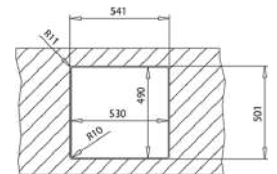
- PureLine stainless steel sink
- 1 bowl
- 2-in-1 installation possibilities: top or flush
- 18/10 Stainless steel
- Easy clean radius R15 corners
- 3½" SQ manual basket waste with siphon
- Decorative SQ cover
- SilentSmart, 50% less noise
- 200 mm deep bowl
- Thick steel sheet
- 60 cm base unit



TOP



FLUSH



COLOR Stainless Steel

Ref. 115000018 | EAN: 8434778004472

EXTERNAL DIMENSIONS Length 540mm Width 500mm Height 200mm

RECOMMENDED ACCESSORIES



UNIVERSAL INOX COLANDER
REF: 40199072
EAN: 8421152144237



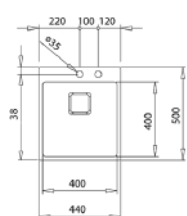
CLASSIC CUTTING BOARD
REF: 40199222
EAN: 8421152741498



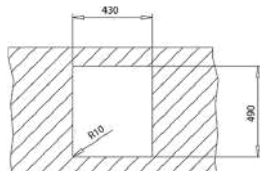
NEW

FORLINEA RS15 40.40 AUTO
MAESTRO

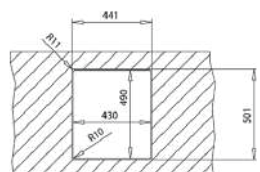
- PureLine stainless steel sink
- 1 bowl
- 2-in-1 installation possibilities: top or flush
- 18/10 Stainless steel
- Easy clean radius R15 corners
- 3½" SQ automatic basket waste with siphon
- Decorative SQ cover
- SilentSmart, 50% less noise
- 200 mm deep bowl
- Thick steel sheet
- 50 cm base unit



TOP



FLUSH



COLOR Stainless Steel

Ref. 115000019 | EAN: 8434778004489

EXTERNAL DIMENSIONS Length 440mm Width 500mm Height 200mm

RECOMMENDED ACCESSORIES



UNIVERSAL INOX COLANDER
REF: 40199072
EAN: 8421152144237



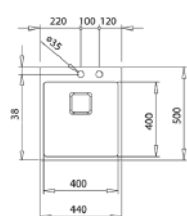
CLASSIC CUTTING BOARD
REF: 40199222
EAN: 8421152741498



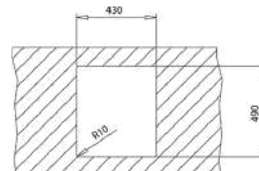
NEW

FORLINEA RS15 40.40
MAESTRO

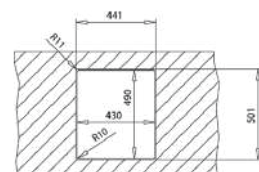
- PureLine stainless steel sink
- 1 bowl
- 2-in-1 installation possibilities: top or flush
- 18/10 Stainless steel
- Easy clean radius R15 corners
- 3½" SQ manual basket waste with siphon
- Decorative SQ cover
- SilentSmart, 50% less noise
- 200 mm deep bowl
- Thick steel sheet
- 50 cm base unit



TOP



FLUSH



COLOR Stainless Steel

Ref. 115000020 | EAN: 8434778004496

EXTERNAL DIMENSIONS Length 440mm Width 500mm Height 200mm

RECOMMENDED ACCESSORIES



UNIVERSAL INOX COLANDER
REF: 40199072
EAN: 8421152144237



CLASSIC CUTTING BOARD
REF: 40199222
EAN: 8421152741498

SINKS



NEW

FLEXLINEA RS15 2B 740 MAESTRO

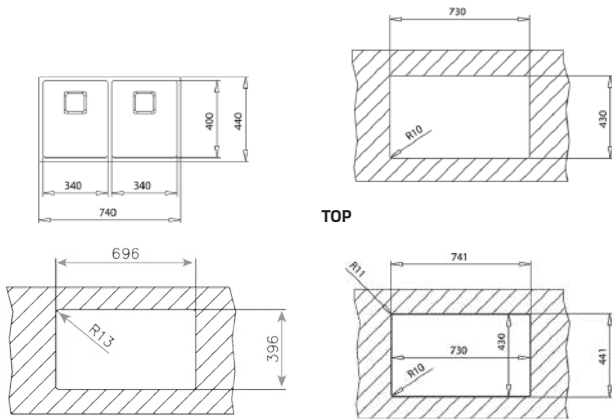
- PureLine stainless steel sink
- 2 bowls
- 3-in-1 installation possibilities: undermount, top or flush
- 18/10 Stainless steel
- Easy clean radius R15 corners
- 3½" SQ manual basket waste with siphon
- Decorative SQ cover
- SilentSmart, 50% less noise
- 200 mm deep bowls
- Thick steel sheet
- 80 cm base unit



NEW

FLEXLINEA RS15 2B 580 MAESTRO

- PureLine stainless steel sink
- 2 bowls
- 3-in-1 installation possibilities: undermount, top or flush
- 18/10 Stainless steel
- Easy clean radius R15 corners
- 3½" SQ manual basket waste with siphon
- Decorative SQ cover
- SilentSmart, 50% less noise
- 200 and 140 mm deep bowls
- Thick steel sheet
- 60 cm base unit



UNDERMOUNT

FLUSH

COLOR **Stainless Steel**

Ref. 115030009 | EAN: 8434778004359

EXTERNAL DIMENSIONS Length 740mm Width 440mm Height 200mm

RECOMMENDED ACCESSORIES



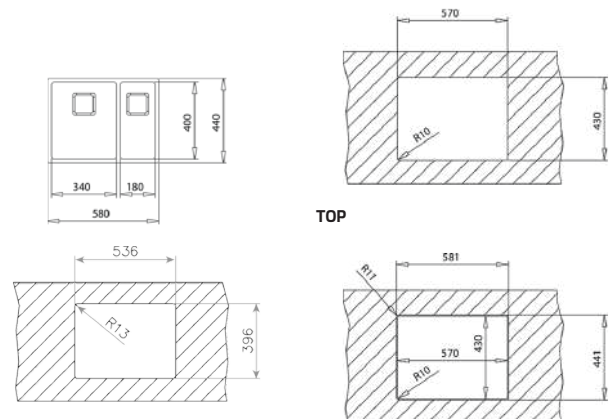
SOAP DISPENSER
REF: 115890012
EAN: 8434778004786



UNIVERSAL INOX COLANDER
REF: 40199072
EAN: 8421152144237



CLASSIC CUTTING BOARD
REF: 40199222
EAN: 8421152741498



UNDERMOUNT

FLUSH

COLOR **Stainless Steel**

Ref. 115030010 | EAN: 8434778004366

EXTERNAL DIMENSIONS Length 580mm Width 440mm Height 200mm

RECOMMENDED ACCESSORIES



SOAP DISPENSER
REF: 115890012
EAN: 8434778004786



UNIVERSAL INOX COLANDER
REF: 40199072
EAN: 8421152144237



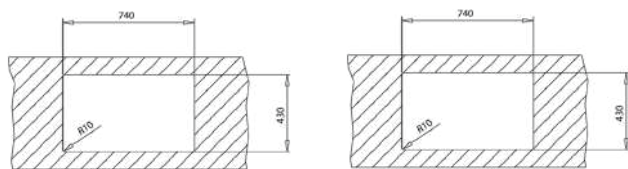
CLASSIC CUTTING BOARD
REF: 40199222
EAN: 8421152741498



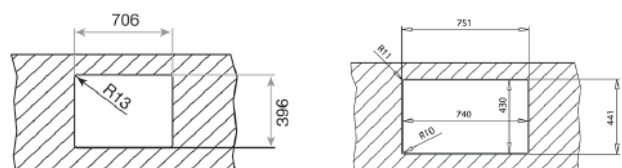
NEW

FLEXLINEA RS15 71.40
MAESTRO

- PureLine stainless steel sink
- 1 bowl
- 3-in-1 installation possibilities: undermount, top or flush
- 18/10 Stainless steel
- Easy clean radius R15 corners
- 3½" SQ manual basket waste with siphon
- Decorative SQ cover
- SilentSmart, 50% less noise
- 200 mm deep bowl
- Thick steel sheet
- 80 cm base unit



TOP



UNDERMOUNT

FLUSH

COLOR Stainless Steel

Ref. 115000011 | EAN: 8434778004373

EXTERNAL DIMENSIONS Length 750mm Width 440mm Height 200mm

RECOMMENDED ACCESSORIES



SOAP DISPENSER
REF: 115890012
EAN: 8434778004786



UNIVERSAL INOX COLANDER
REF: 40199072
EAN: 8421152144237



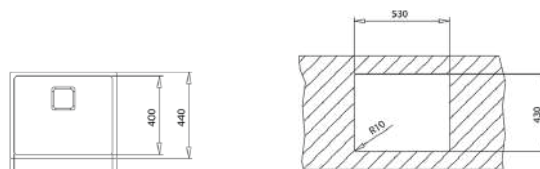
CLASSIC CUTTING BOARD
REF: 40199222
EAN: 8421152741498



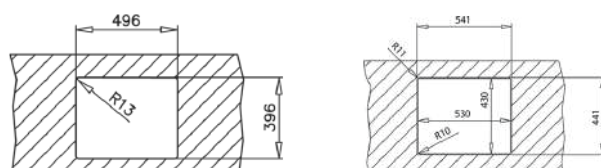
NEW

FLEXLINEA RS15 50.40
MAESTRO

- PureLine stainless steel sink
- 1 bowl
- 3-in-1 installation possibilities: undermount, top or flush
- 18/10 Stainless steel
- Easy clean radius R15 corners
- 3½" SQ manual basket waste with siphon
- Decorative SQ cover
- SilentSmart, 50% less noise
- 200 mm deep bowl
- Thick steel sheet
- 60 cm base unit



TOP



UNDERMOUNT

FLUSH

COLOR Stainless Steel

Ref. 115000012 | EAN: 8434778004380

EXTERNAL DIMENSIONS Length 540mm Width 440mm Height 200mm

RECOMMENDED ACCESSORIES



SOAP DISPENSER
REF: 115890012
EAN: 8434778004786



UNIVERSAL INOX COLANDER
REF: 40199072
EAN: 8421152144237



CLASSIC CUTTING BOARD
REF: 40199222
EAN: 8421152741498

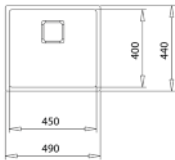
SINKS



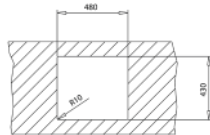
NEW

FLEXLINEA RS15 45.40 MAESTRO

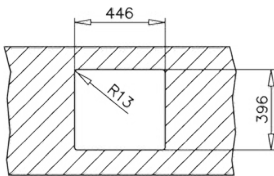
- PureLine stainless steel sink
- 1 bowl
- 3-in-1 installation possibilities: undermount, top or flush
- 18/10 Stainless steel
- Easy clean radius R15 corners
- 3½" SQ manual basket waste with siphon
- Decorative SQ cover
- SilentSmart, 50% less noise
- 200 mm deep bowl
- Thick steel sheet
- 60 cm base unit



TOP



FLUSH



UNDERMOUNT

COLOR **Stainless Steel**

Ref. 115000013 | EAN: 8434778004397

EXTERNAL DIMENSIONS Length 490mm Width 440mm Height 200mm

RECOMMENDED ACCESSORIES



SOAP DISPENSER
REF: 115890012
EAN: 8434778004786



UNIVERSAL INOX COLANDER
REF: 40199072
EAN: 8421152144237



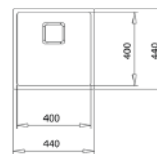
CLASSIC CUTTING BOARD
REF: 40199222
EAN: 8421152741498



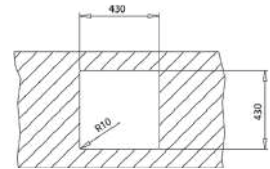
NEW

FLEXLINEA RS15 40.40 MAESTRO

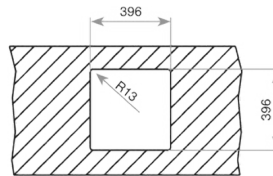
- PureLine stainless steel sink
- 1 bowl
- 3-in-1 installation possibilities: undermount, top or flush
- 18/10 Stainless steel
- Easy clean radius R15 corners
- 3½" SQ manual basket waste with siphon
- Decorative SQ cover
- SilentSmart, 50% less noise
- 200 mm deep bowl
- Thick steel sheet
- 50 cm base unit



TOP



FLUSH



UNDERMOUNT

COLOR **Stainless Steel**

Ref. 115000014 | EAN: 8434778004403

EXTERNAL DIMENSIONS Length 440mm Width 440mm Height 200mm

RECOMMENDED ACCESSORIES



SOAP DISPENSER
REF: 115890012
EAN: 8434778004786



UNIVERSAL INOX COLANDER
REF: 40199072
EAN: 8421152144237



CLASSIC CUTTING BOARD
REF: 40199222
EAN: 8421152741498



NEW

FLEXLINEA RS15 34.40
MAESTRO

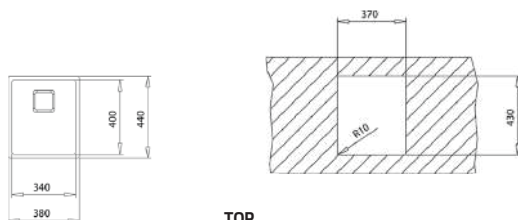
- PureLine stainless steel sink
- 1 bowl
- 3-in-1 installation possibilities: undermount, top or flush
- 18/10 Stainless steel
- Easy clean radius R15 corners
- 3½" SQ manual basket waste with siphon
- Decorative SQ cover
- SilentSmart, 50% less noise
- 200 mm deep bowl
- Thick steel sheet
- 45 cm base unit



NEW

FLEXLINEA RS15 27.40
MAESTRO

- PureLine stainless steel sink
- 1 bowl
- 3-in-1 installation possibilities: undermount, top or flush
- 18/10 Stainless steel
- Easy clean radius R15 corners
- 3½" SQ manual basket waste with siphon
- Decorative SQ cover
- SilentSmart, 50% less noise
- 200 mm deep bowl
- Thick steel sheet
- 45 cm base unit



TOP

FLUSH

UNDERMOUNT

COLOR Stainless Steel

Ref. 115000015 | EAN: 8434778004410

EXTERNAL DIMENSIONS Length 380mm Width 440mm Height 200mm

RECOMMENDED ACCESSORIES



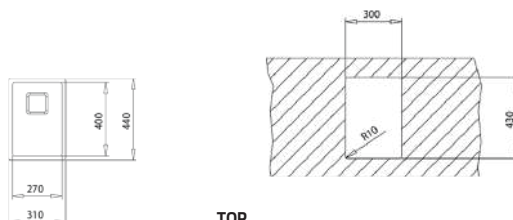
SOAP DISPENSER
REF: 115890012
EAN: 8434778004786



UNIVERSAL INOX COLANDER
REF: 40199072
EAN: 8421152144237



CLASSIC CUTTING BOARD
REF: 40199222
EAN: 8421152741498



TOP

FLUSH

UNDERMOUNT

COLOR Stainless Steel

Ref. 115000016 | EAN: 8434778004427

EXTERNAL DIMENSIONS Length 310mm Width 440mm Height 200mm

RECOMMENDED ACCESSORIES



SOAP DISPENSER
REF: 115890012
EAN: 8434778004786



UNIVERSAL INOX COLANDER
REF: 40199072
EAN: 8421152144237

SINKS

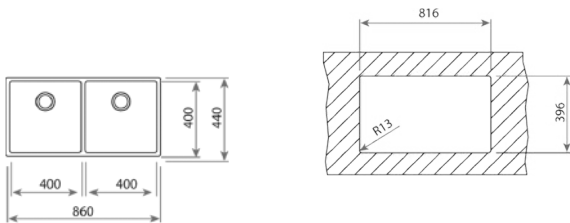



NEW

BE LINEA RS15 2B 860

MAESTRO

- PureLine stainless steel sink
- 2 bowls
- Undermount installation
- 18/10 Stainless steel
- Easy clean radius R15 corners
- 3½" manual basket waste with siphon
- SilentSmart, 50% less noise
- 200 mm deep bowls
- Thick steel sheet
- 90 cm base unit



COLOR  **Stainless Steel**
Ref. 115030006 | EAN: 8434778004267

EXTERNAL DIMENSIONS Length 860mm Width 440mm Height 200mm

RECOMMENDED ACCESSORIES



SOAP DISPENSER
REF: 115890012
EAN: 8434778004786



UNIVERSAL INOX COLANDER
REF: 40199072
EAN: 8421152144237



CLASSIC CUTTING BOARD
REF: 40199222
EAN: 8421152741498

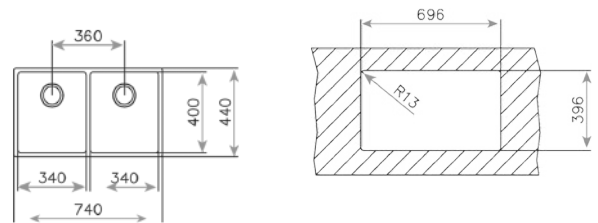



NEW

BE LINEA RS15 2B 740

MAESTRO

- PureLine stainless steel sink
- 2 bowls
- Undermount installation
- 18/10 Stainless steel
- Easy clean radius R15 corners
- 3½" manual basket waste with siphon
- SilentSmart, 50% less noise
- 200 mm deep bowls
- Thick steel sheet
- 80 cm base unit



COLOR  **Stainless Steel**
Ref. 115030007 | EAN: 8434778004274

EXTERNAL DIMENSIONS Length 740mm Width 440mm Height 200mm

RECOMMENDED ACCESSORIES



SOAP DISPENSER
REF: 115890012
EAN: 8434778004786



UNIVERSAL INOX COLANDER
REF: 40199072
EAN: 8421152144237



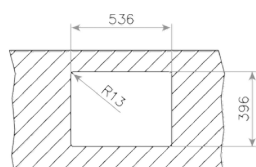
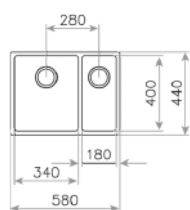
CLASSIC CUTTING BOARD
REF: 40199222
EAN: 8421152741498



NEW

BE LINEA RS15 2B 580
MAESTRO

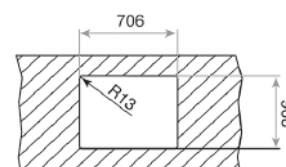
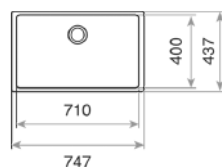
- PureLine stainless steel sink
- 2 bowls
- Undermount installation
- 18/10 Stainless steel
- Easy clean radius R15 corners
- 3½" manual basket waste with siphon
- SilentSmart, 50% less noise
- 200 and 140 mm deep bowls
- Thick steel sheet
- 60 cm base unit



NEW

BE LINEA RS15 71.40
MAESTRO

- PureLine stainless steel sink
- 1 bowl
- Undermount installation
- 18/10 Stainless steel
- Easy clean radius R15 corners
- 3½" manual basket waste with siphon
- SilentSmart, 50% less noise
- 200 mm deep bowl
- Thick steel sheet
- 80 cm base unit



COLOR Stainless Steel

Ref. 115030008 | EAN: 8434778004281

EXTERNAL DIMENSIONS Length 580mm Width 440mm Height 200mm

RECOMMENDED ACCESSORIES



SOAP DISPENSER
REF: 115890012
EAN: 8434778004786



UNIVERSAL INOX COLANDER
REF: 40199072
EAN: 8421152144237



CLASSIC CUTTING BOARD
REF: 40199222
EAN: 8421152741498

COLOR Stainless Steel

Ref. 115000004 | EAN: 8434778004298

EXTERNAL DIMENSIONS Length 750mm Width 440mm Height 200mm

RECOMMENDED ACCESSORIES



SOAP DISPENSER
REF: 115890012
EAN: 8434778004786



UNIVERSAL INOX COLANDER
REF: 40199072
EAN: 8421152144237



CLASSIC CUTTING BOARD
REF: 40199222
EAN: 8421152741498

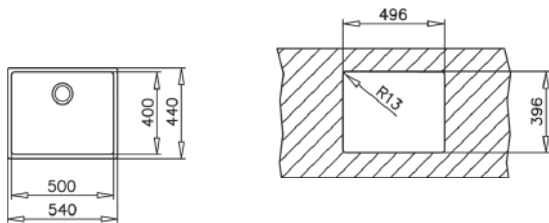
SINKS



NEW

BE LINEA RS15 50.40 MAESTRO

- PureLine stainless steel sink
- 1 bowl
- Undermount installation
- 18/10 Stainless steel
- Easy clean radius R15 corners
- 3½" manual basket waste with siphon
- SilentSmart, 50% less noise
- 200 mm deep bowl
- Thick steel sheet
- 60 cm base unit



COLOR **Stainless Steel**

Ref. 115000005 | EAN: 8434778004304

EXTERNAL DIMENSIONS Length 540mm Width 440mm Height 200mm

RECOMMENDED ACCESSORIES



SOAP DISPENSER
REF: 115890012
EAN: 8434778004786



UNIVERSAL INOX COLANDER
REF: 40199072
EAN: 8421152144237



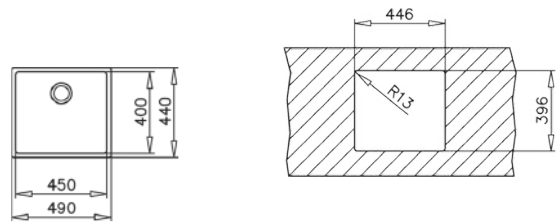
CLASSIC CUTTING BOARD
REF: 40199222
EAN: 8421152741498



NEW

BE LINEA RS15 45.40 MAESTRO

- PureLine stainless steel sink
- 1 bowl
- Undermount installation
- 18/10 Stainless steel
- Easy clean radius R15 corners
- 3½" manual basket waste with siphon
- SilentSmart, 50% less noise
- 200 mm deep bowl
- Thick steel sheet
- 60 cm base unit



COLOR **Stainless Steel**

Ref. 115000006 | EAN: 8434778004311

EXTERNAL DIMENSIONS Length 490mm Width 440mm Height 200mm

RECOMMENDED ACCESSORIES



SOAP DISPENSER
REF: 115890012
EAN: 8434778004786



UNIVERSAL INOX COLANDER
REF: 40199072
EAN: 8421152144237



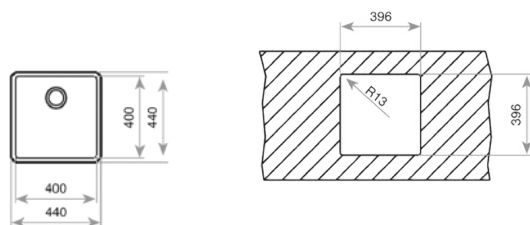
CLASSIC CUTTING BOARD
REF: 40199222
EAN: 8421152741498



NEW

BE LINEA RS15 40.40
MAESTRO

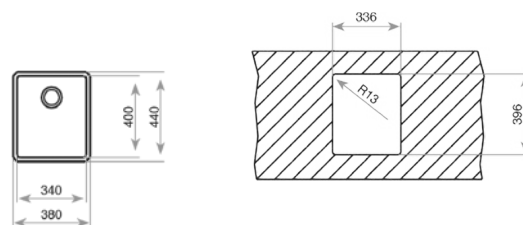
- PureLine stainless steel sink
- 1 bowl
- Undermount installation
- 18/10 Stainless steel
- Easy clean radius R15 corners
- 3½" manual basket waste with siphon
- SilentSmart, 50% less noise
- 200 mm deep bowl
- Thick steel sheet
- 50 cm base unit



NEW

BE LINEA RS15 34.40
MAESTRO

- PureLine stainless steel sink
- 1 bowl
- Undermount installation
- 18/10 Stainless steel
- Easy clean radius R15 corners
- 3½" manual basket waste with siphon
- SilentSmart, 50% less noise
- 200 mm deep bowl
- Thick steel sheet
- 45 cm base unit



COLOR Stainless Steel

Ref. 115000007 | EAN: 8434778004328

EXTERNAL DIMENSIONS Length 440mm Width 440mm Height 200mm

RECOMMENDED ACCESSORIES



SOAP DISPENSER
REF: 115890012
EAN: 8434778004786



UNIVERSAL INOX COLANDER
REF: 40199072
EAN: 8421152144237



CLASSIC CUTTING BOARD
REF: 40199222
EAN: 8421152741498

COLOR Stainless Steel

Ref. 115000008 | EAN: 8434778004335

EXTERNAL DIMENSIONS Length 380mm Width 440mm Height 200mm

RECOMMENDED ACCESSORIES



SOAP DISPENSER
REF: 115890012
EAN: 8434778004786



UNIVERSAL INOX COLANDER
REF: 40199072
EAN: 8421152144237



CLASSIC CUTTING BOARD
REF: 40199222
EAN: 8421152741498

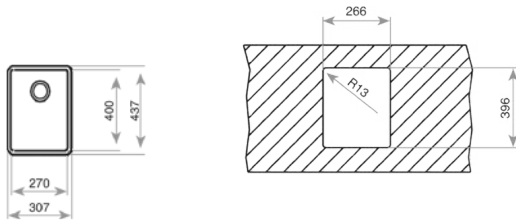
SINKS



NEW

BE LINEA RS15 27.40 MAESTRO

- PureLine stainless steel sink
- 1 bowl
- Undermount installation
- 18/10 Stainless steel
- Easy clean radius R15 corners
- 3½" manual basket waste with siphon
- SilentSmart, 50% less noise
- 200 mm deep bowl
- Thick steel sheet
- 45 cm base unit



COLOR Stainless Steel

Ref. 115000009 | EAN: 8434778004342

EXTERNAL DIMENSIONS Length 310mm Width 440mm Height 200mm

RECOMMENDED ACCESSORIES



SOAP DISPENSER
REF: 115890012
EAN: 8434778004786



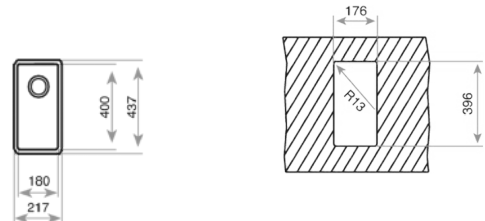
UNIVERSAL INOX COLANDER
REF: 40199072
EAN: 8421152144237



NEW

BE LINEA RS15 18.40 MAESTRO

- PureLine stainless steel sink
- 1 bowl
- Undermount installation
- 18/10 Stainless steel
- Easy clean radius R15 corners
- 3½" manual basket waste with siphon
- SilentSmart, 50% less noise
- 140 mm deep bowl
- Thick steel sheet
- 45 cm base unit



COLOR Stainless Steel

Ref. 115000010 | EAN: 8434778005349

EXTERNAL DIMENSIONS Length 220mm Width 440mm Height 200mm

RECOMMENDED ACCESSORIES



SOAP DISPENSER
REF: 115890012
EAN: 8434778004786



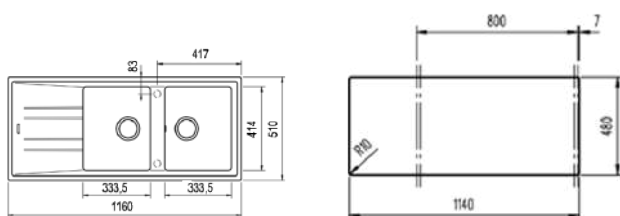
UNIVERSAL INOX COLANDER
REF: 40199072
EAN: 8421152144237



NEW

STONE 80 B-TG 2B 1D
MAESTRO

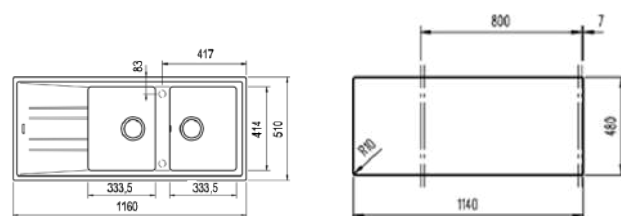
- Tegrante+ sink
- 2 bowls and 1 drainer
- High resistance surface to impacts, thermal shocks and high temperatures
- Excellent UV resistance against decoloring
- Bacteria-free surface very easy to clean
- Inset installation
- Reversible drainer
- 80% quartz and resins
- 3 1/2" manual basket waste with overflow and siphon
- 200 mm deep bowl
- 80 cm base unit



NEW

STONE 80 B-TG 2B 1D
MAESTRO

- Tegrante+ sink
- 2 bowls and 1 drainer
- High resistance surface to impacts, thermal shocks and high temperatures
- Excellent UV resistance against decoloring
- Bacteria-free surface very easy to clean
- Inset installation
- Reversible drainer
- 80% quartz and resins
- 3 1/2" manual basket waste with overflow and siphon
- 200 mm deep bowl
- 80 cm base unit



COLOR  Carbon

Ref. 115400002 | EAN: 8434778004847

EXTERNAL DIMENSIONS Length 1160mm Width 510mm Height 200mm

RECOMMENDED ACCESSORIES



SOAP DISPENSER
REF: 115890012
EAN: 8434778004786



BASKET VALVE DECORATIVE LID
REF: 40199510
EAN: 8421152113806

COLOR  Metallic Black

Ref. 115400004 | EAN: 8434778004861

EXTERNAL DIMENSIONS Length 1160mm Width 510mm Height 200mm

RECOMMENDED ACCESSORIES



SOAP DISPENSER
REF: 115890012
EAN: 8434778004786



BASKET VALVE DECORATIVE LID
REF: 40199510
EAN: 8421152113806

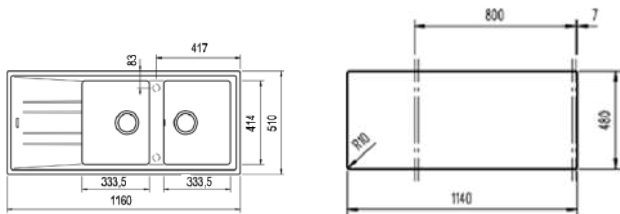
SINKS



NEW

STONE 80 B-TG 2B 1D MAESTRO

- Tegrinite+ sink
- 2 bowls and 1 drainer
- High resistance surface to impacts, thermal shocks and high temperatures
- Excellent UV resistance against decoloring
- Bacteria-free surface very easy to clean
- Inset installation
- Reversible drainer
- 80% quartz and resins
- 3¹/₂" manual basket waste with overflow and siphon
- 200 mm deep bowl
- 80 cm base unit



COLOR  Dark Grey

Ref. 115400007 | EAN: 8434778004892

EXTERNAL DIMENSIONS Length 1160mm Width 510mm Height 200mm

RECOMMENDED ACCESSORIES



SOAP DISPENSER
REF: 115890012
EAN: 8434778004786



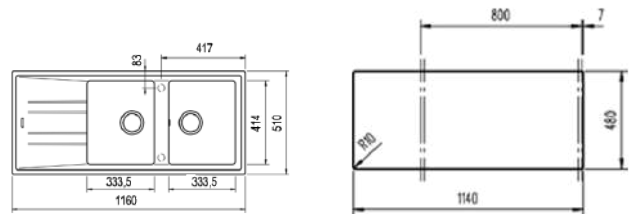
BASKET VALVE DECORATIVE LID
REF: 40199510
EAN: 8421152113806



NEW

STONE 80 B-TG 2B 1D MAESTRO

- Tegrinite+ sink
- 2 bowls and 1 drainer
- High resistance surface to impacts, thermal shocks and high temperatures
- Excellent UV resistance against decoloring
- Bacteria-free surface very easy to clean
- Inset installation
- Reversible drainer
- 80% quartz and resins
- 3¹/₂" manual basket waste with overflow and siphon
- 200 mm deep bowl
- 80 cm base unit



COLOR  Metallic Grey

Ref. 115400001 | EAN: 8434778004830

EXTERNAL DIMENSIONS Length 1160mm Width 510mm Height 200mm

RECOMMENDED ACCESSORIES



SOAP DISPENSER
REF: 115890012
EAN: 8434778004786



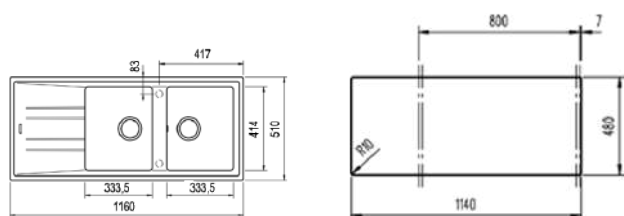
BASKET VALVE DECORATIVE LID
REF: 40199510
EAN: 8421152113806



NEW

STONE 80 B-TG 2B 1D
MAESTRO

- Tegrante+ sink
- 2 bowls and 1 drainer
- High resistance surface to impacts, thermal shocks and high temperatures
- Excellent UV resistance against decoloring
- Bacteria-free surface very easy to clean
- Inset installation
- Reversible drainer
- 80% quartz and resins
- 3 1/2" manual basket waste with overflow and siphon
- 200 mm deep bowl
- 80 cm base unit



COLOR  Topasbeige

Ref. 115400005 | EAN: 8434778004878

EXTERNAL DIMENSIONS Length 1160mm Width 510mm Height 200mm

RECOMMENDED ACCESSORIES



SOAP DISPENSER
REF: 115890012
EAN: 8434778004786



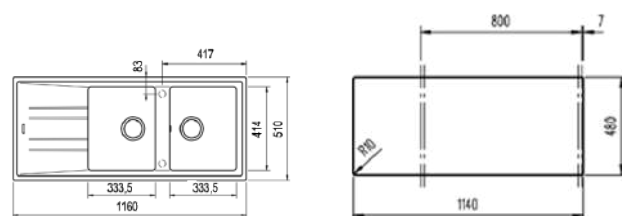
BASKET VALVE DECORATIVE LID
REF: 40199510
EAN: 8421152113806



NEW

STONE 80 B-TG 2B 1D
MAESTRO

- Tegrante+ sink
- 2 bowls and 1 drainer
- High resistance surface to impacts, thermal shocks and high temperatures
- Excellent UV resistance against decoloring
- Bacteria-free surface very easy to clean
- Inset installation
- Reversible drainer
- 80% quartz and resins
- 3 1/2" manual basket waste with overflow and siphon
- 200 mm deep bowl
- 80 cm base unit



COLOR  Sandbeige

Ref. 115400003 | EAN: 8434778004854

EXTERNAL DIMENSIONS Length 1160mm Width 510mm Height 200mm

RECOMMENDED ACCESSORIES



SOAP DISPENSER
REF: 115890012
EAN: 8434778004786



BASKET VALVE DECORATIVE LID
REF: 40199510
EAN: 8421152113806

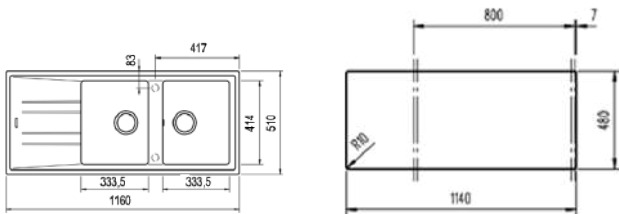
SINKS



NEW

STONE 80 B-TG 2B 1D MAESTRO

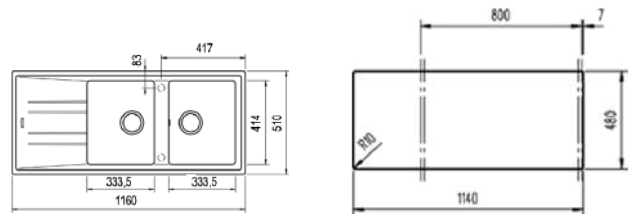
- Tegrinite+ sink
- 2 bowls and 1 drainer
- High resistance surface to impacts, thermal shocks and high temperatures
- Excellent UV resistance against decoloring
- Bacteria-free surface very easy to clean
- Inset installation
- Reversible drainer
- 80% quartz and resins
- 3¹/₂" manual basket waste with overflow and siphon
- 200 mm deep bowl
- 80 cm base unit



NEW

STONE 80 B-TG 2B 1D AUTO MAESTRO

- Tegrinite+ sink
- 2 bowls and 1 drainer
- High resistance surface to impacts, thermal shocks and high temperatures
- Excellent UV resistance against decoloring
- Bacteria-free surface very easy to clean
- Inset installation
- Reversible drainer
- 80% quartz and resins
- 3¹/₂" automatic basket waste with overflow and siphon
- 200 mm deep bowl
- 80 cm base unit



COLOR  White

Ref. 115400006 | EAN: 8434778004885

EXTERNAL DIMENSIONS Length 1160mm Width 510mm Height 200mm

RECOMMENDED ACCESSORIES



SOAP DISPENSER
REF: 115890012
EAN: 8434778004786



BASKET VALVE DECORATIVE LID
REF: 40199510
EAN: 8421152113806

COLOR  Carbon

Ref. 115400009 | EAN: 8434778004915

EXTERNAL DIMENSIONS Length 1160mm Width 510mm Height 200mm

RECOMMENDED ACCESSORIES



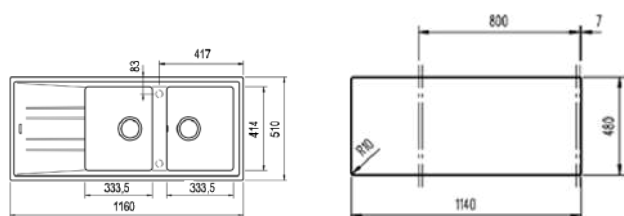
BASKET VALVE DECORATIVE LID
REF: 40199510
EAN: 8421152113806



NEW

STONE 80 B-TG 2B 1D AUTO MAESTRO

- Tegrante+ sink
- 2 bowls and 1 drainer
- High resistance surface to impacts, thermal shocks and high temperatures
- Excellent UV resistance against decoloring
- Bacteria-free surface very easy to clean
- Inset installation
- Reversible drainer
- 80% quartz and resins
- 3½" automatic basket waste with overflow and siphon
- 200 mm deep bowl
- 80 cm base unit



COLOR  Metallic Black


Ref. 115400011 | EAN: 8434778004939

EXTERNAL DIMENSIONS Length 1160mm Width 510mm Height 200mm

RECOMMENDED ACCESSORIES



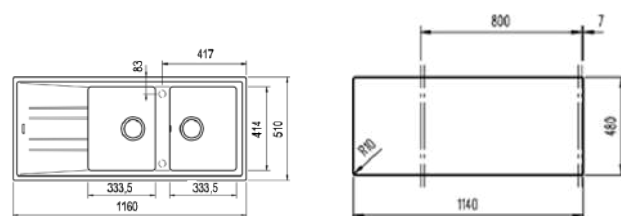
BASKET VALVE DECORATIVE LID
REF: 40199510
EAN: 8421152113806



NEW

STONE 80 B-TG 2B 1D AUTO MAESTRO

- Tegrante+ sink
- 2 bowls and 1 drainer
- High resistance surface to impacts, thermal shocks and high temperatures
- Excellent UV resistance against decoloring
- Bacteria-free surface very easy to clean
- Inset installation
- Reversible drainer
- 80% quartz and resins
- 3½" automatic basket waste with overflow and siphon
- 200 mm deep bowl
- 80 cm base unit



COLOR  Dark Grey

Ref. 115400014 | EAN: 8434778004960

EXTERNAL DIMENSIONS Length 1160mm Width 510mm Height 200mm

RECOMMENDED ACCESSORIES



BASKET VALVE DECORATIVE LID
REF: 40199510
EAN: 8421152113806

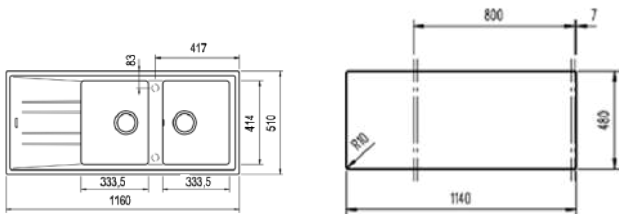
SINKS



NEW

STONE 80 B-TG 2B 1D AUTO MAESTRO

- Tegrinite+ sink
- 2 bowls and 1 drainer
- High resistance surface to impacts, thermal shocks and high temperatures
- Excellent UV resistance against decoloring
- Bacteria-free surface very easy to clean
- Inset installation
- Reversible drainer
- 80% quartz and resins
- 3½" automatic basket waste with overflow and siphon
- 200 mm deep bowl
- 80 cm base unit



COLOR **Metallic Grey**

Ref. 115400008 | EAN: 8434778004908

EXTERNAL DIMENSIONS Length 1160mm Width 510mm Height 200mm

RECOMMENDED ACCESSORIES



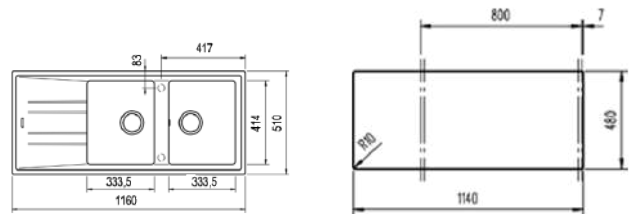
BASKET VALVE DECORATIVE LID
REF: 40199510
EAN: 8421152113806



NEW

STONE 80 B-TG 2B 1D AUTO MAESTRO

- Tegrinite+ sink
- 2 bowls and 1 drainer
- High resistance surface to impacts, thermal shocks and high temperatures
- Excellent UV resistance against decoloring
- Bacteria-free surface very easy to clean
- Inset installation
- Reversible drainer
- 80% quartz and resins
- 3½" automatic basket waste with overflow and siphon
- 200 mm deep bowl
- 80 cm base unit



COLOR **Topasbeige**

Ref. 115400012 | EAN: 8434778004946

EXTERNAL DIMENSIONS Length 1160mm Width 510mm Height 200mm

RECOMMENDED ACCESSORIES



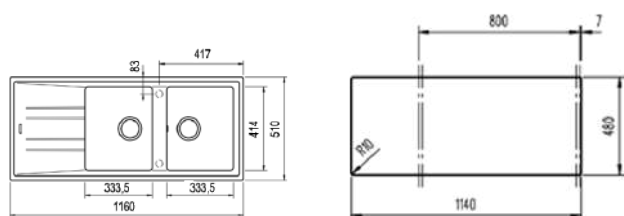
BASKET VALVE DECORATIVE LID
REF: 40199510
EAN: 8421152113806



NEW

STONE 80 B-TG 2B 1D AUTO
MAESTRO

- Tegrante+ sink
- 2 bowls and 1 drainer
- High resistance surface to impacts, thermal shocks and high temperatures
- Excellent UV resistance against decoloring
- Bacteria-free surface very easy to clean
- Inset installation
- Reversible drainer
- 80% quartz and resins
- 3 1/2" automatic basket waste with overflow and siphon
- 200 mm deep bowl
- 80 cm base unit



COLOR  Sandbeige

Ref. 115400010 | EAN: 8434778004922

EXTERNAL DIMENSIONS Length 1160mm Width 510mm Height 200mm

RECOMMENDED ACCESSORIES



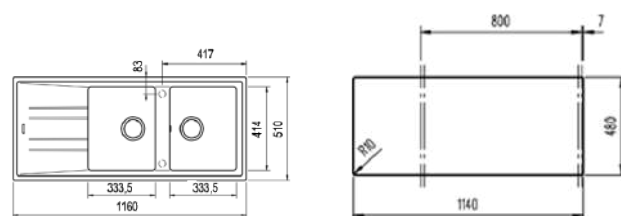
BASKET VALVE DECORATIVE LID
REF: 40199510
EAN: 8421152113806



NEW

STONE 80 B-TG 2B 1D AUTO
MAESTRO

- Tegrante+ sink
- 2 bowls and 1 drainer
- High resistance surface to impacts, thermal shocks and high temperatures
- Excellent UV resistance against decoloring
- Bacteria-free surface very easy to clean
- Inset installation
- Reversible drainer
- 80% quartz and resins
- 3 1/2" automatic basket waste with overflow and siphon
- 200 mm deep bowl
- 80 cm base unit



COLOR  White

Ref. 115400013 | EAN: 8434778004953

EXTERNAL DIMENSIONS Length 1160mm Width 510mm Height 200mm

RECOMMENDED ACCESSORIES



BASKET VALVE DECORATIVE LID
REF: 40199510
EAN: 8421152113806

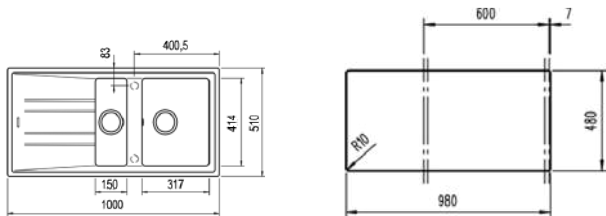
SINKS



NEW

STONE 60 B-TG 1 1/2 B 1D MAESTRO

- Tegrante+ sink
- 1 bowl, 1 auxiliary bowl and 1 drainer
- High resistance surface to impacts, thermal shocks and high temperatures
- Excellent UV resistance against decoloring
- Bacteria-free surface very easy to clean
- Inset installation
- Reversible drainer
- 80% quartz and resins
- 3 1/2" manual basket waste with overflow and siphon
- 200 and 140 mm deep bowl
- 60 cm base unit



COLOR  Carbon

Ref. 115360001 | EAN: 8434778004984

EXTERNAL DIMENSIONS Length 1000mm Width 510mm Height 200mm

RECOMMENDED ACCESSORIES



SOAP DISPENSER
REF: 115890012
EAN: 8434778004786



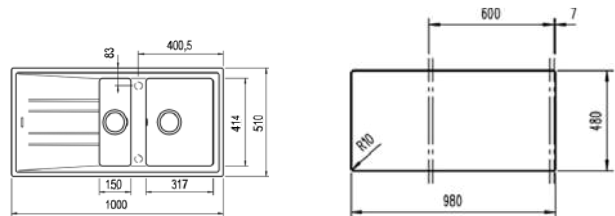
BASKET VALVE DECORATIVE LID
REF: 40199510
EAN: 8421152113806



NEW

STONE 60 B-TG 1 1/2 B 1D MAESTRO

- Tegrante+ sink
- 1 bowl, 1 auxiliary bowl and 1 drainer
- High resistance surface to impacts, thermal shocks and high temperatures
- Excellent UV resistance against decoloring
- Bacteria-free surface very easy to clean
- Inset installation
- Reversible drainer
- 80% quartz and resins
- 3 1/2" manual basket waste with overflow and siphon
- 200 and 140 mm deep bowl
- 60 cm base unit



COLOR  Metallic Black

Ref. 115360003 | EAN: 8434778005004

EXTERNAL DIMENSIONS Length 1000mm Width 510mm Height 200mm

RECOMMENDED ACCESSORIES



SOAP DISPENSER
REF: 115890012
EAN: 8434778004786



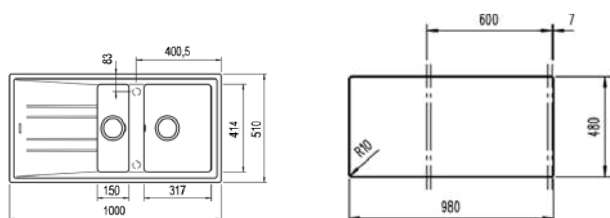
BASKET VALVE DECORATIVE LID
REF: 40199510
EAN: 8421152113806



NEW

STONE 60 B-TG 1½/2B 1D
MAESTRO

- Tegrante+ sink
- 1 bowl, 1 auxiliary bowl and 1 drainer
- High resistance surface to impacts, thermal shocks and high temperatures
- Excellent UV resistance against decoloring
- Bacteria-free surface very easy to clean
- Inset installation
- Reversible drainer
- 80% quartz and resins
- 3½" manual basket waste with overflow and siphon
- 200 and 140 mm deep bowl
- 60 cm base unit



COLOR  Dark Grey

Ref. 115360006 | EAN: 8434778005035

EXTERNAL DIMENSIONS Length 1000mm Width 510mm Height 200mm

RECOMMENDED ACCESSORIES



SOAP DISPENSER
REF: 115890012
EAN: 8434778004786



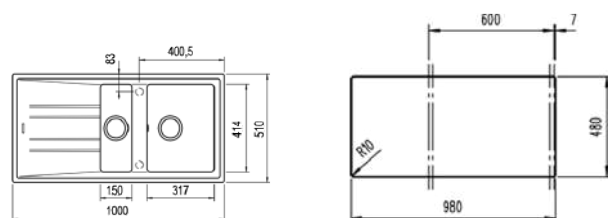
BASKET VALVE DECORATIVE LID
REF: 40199510
EAN: 8421152113806



NEW

STONE 60 B-TG 1½/2B 1D
MAESTRO

- Tegrante+ sink
- 1 bowl, 1 auxiliary bowl and 1 drainer
- High resistance surface to impacts, thermal shocks and high temperatures
- Excellent UV resistance against decoloring
- Bacteria-free surface very easy to clean
- Inset installation
- Reversible drainer
- 80% quartz and resins
- 3½" manual basket waste with overflow and siphon
- 200 and 140 mm deep bowl
- 60 cm base unit



COLOR  Metallic Grey

Ref. 115360000 | EAN: 8434778004977

EXTERNAL DIMENSIONS Length 1000mm Width 510mm Height 200mm

RECOMMENDED ACCESSORIES



SOAP DISPENSER
REF: 115890012
EAN: 8434778004786



BASKET VALVE DECORATIVE LID
REF: 40199510
EAN: 8421152113806

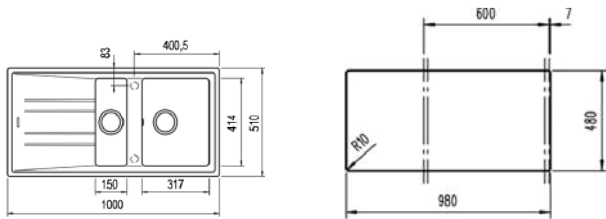
SINKS



NEW

STONE 60 B-TG 1 1/2 B 1D MAESTRO

- Tegrante+ sink
- 1 bowl, 1 auxiliary bowl and 1 drainer
- High resistance surface to impacts, thermal shocks and high temperatures
- Excellent UV resistance against decoloring
- Bacteria-free surface very easy to clean
- Inset installation
- Reversible drainer
- 80% quartz and resins
- 3 1/2" manual basket waste with overflow and siphon
- 200 and 140 mm deep bowl
- 60 cm base unit



COLOR  **Topasbeige**

Ref. 115360004 | EAN: 8434778005011

EXTERNAL DIMENSIONS Length 1000mm Width 510mm Height 200mm

RECOMMENDED ACCESSORIES



SOAP DISPENSER
REF: 115890012
EAN: 8434778004786



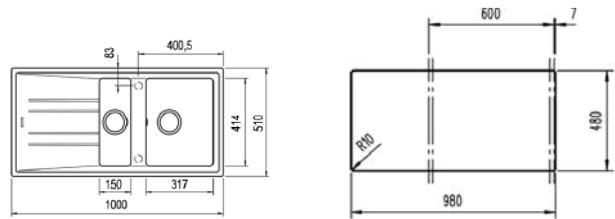
BASKET VALVE DECORATIVE LID
REF: 40199510
EAN: 8421152113806



NEW

STONE 60 B-TG 1 1/2 B 1D MAESTRO

- Tegrante+ sink
- 1 bowl, 1 auxiliary bowl and 1 drainer
- High resistance surface to impacts, thermal shocks and high temperatures
- Excellent UV resistance against decoloring
- Bacteria-free surface very easy to clean
- Inset installation
- Reversible drainer
- 80% quartz and resins
- 3 1/2" manual basket waste with overflow and siphon
- 200 and 140 mm deep bowl
- 60 cm base unit



COLOR  **Sandbeige**

Ref. 115360002 | EAN: 8434778004991

EXTERNAL DIMENSIONS Length 1000mm Width 510mm Height 200mm

RECOMMENDED ACCESSORIES



SOAP DISPENSER
REF: 115890012
EAN: 8434778004786



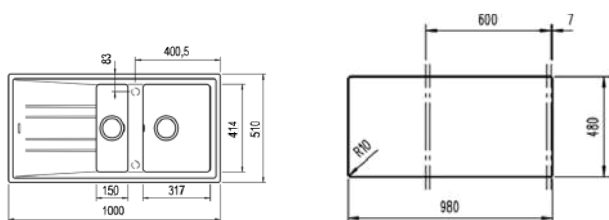
BASKET VALVE DECORATIVE LID
REF: 40199510
EAN: 8421152113806



NEW

STONE 60 B-TG 1½/2B 1D
MAESTRO

- Tegrante+ sink
- 1 bowl, 1 auxiliary bowl and 1 drainer
- High resistance surface to impacts, thermal shocks and high temperatures
- Excellent UV resistance against decoloring
- Bacteria-free surface very easy to clean
- Inset installation
- Reversible drainer
- 80% quartz and resins
- 3½" manual basket waste with overflow and siphon
- 200 and 140 mm deep bowl
- 60 cm base unit



COLOR  White

Ref. 115360005 | EAN: 8434778005028

EXTERNAL DIMENSIONS Length 1000mm Width 510mm Height 200mm

RECOMMENDED ACCESSORIES



SOAP DISPENSER
REF: 115890012
EAN: 8434778004786



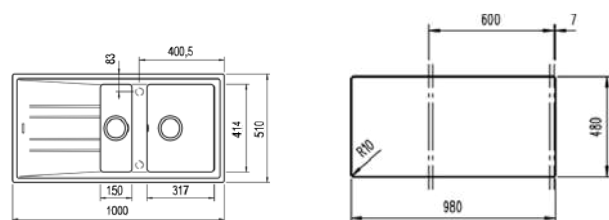
BASKET VALVE DECORATIVE LID
REF: 40199510
EAN: 8421152113806



NEW

STONE 60 B-TG 1½/2B 1D AUTO
MAESTRO

- Tegrante+ sink
- 1 bowl, 1 auxiliary bowl and 1 drainer
- High resistance surface to impacts, thermal shocks and high temperatures
- Excellent UV resistance against decoloring
- Bacteria-free surface very easy to clean
- Inset installation
- Reversible drainer
- 80% quartz and resins
- 3½" automatic basket waste with overflow and siphon
- 200 and 140 mm deep bowl
- 60 cm base unit



COLOR  Carbon

Ref. 115360008 | EAN: 8434778005059

EXTERNAL DIMENSIONS Length 1000mm Width 510mm Height 200mm

RECOMMENDED ACCESSORIES



BASKET VALVE DECORATIVE LID
REF: 40199510
EAN: 8421152113806

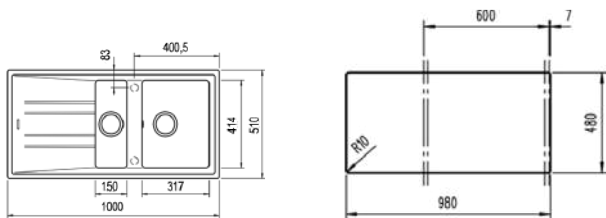
SINKS



NEW

STONE 60 B-TG 1½B 1D AUTO MAESTRO

- Tegrante+ sink
- 1 bowl, 1 auxiliary bowl and 1 drainer
- High resistance surface to impacts, thermal shocks and high temperatures
- Excellent UV resistance against decoloring
- Bacteria-free surface very easy to clean
- Inset installation
- Reversible drainer
- 80% quartz and resins
- 3½" automatic basket waste with overflow and siphon
- 200 and 140 mm deep bowl
- 60 cm base unit



COLOR  **Metallic Black**

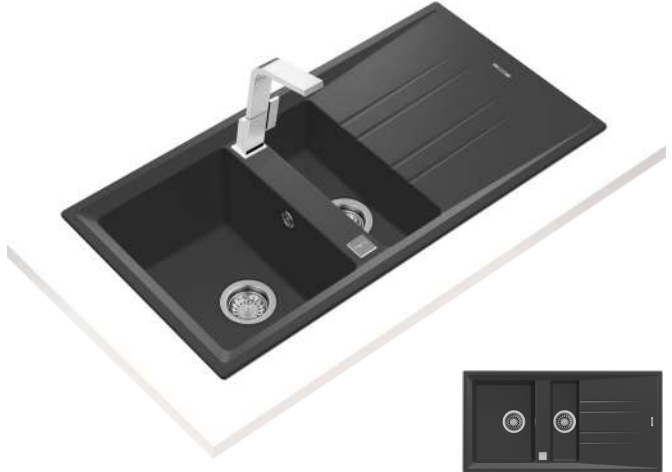
Ref. 115360010 | EAN: 8434778005073

EXTERNAL DIMENSIONS Length 1000mm Width 510mm Height 200mm

RECOMMENDED ACCESSORIES



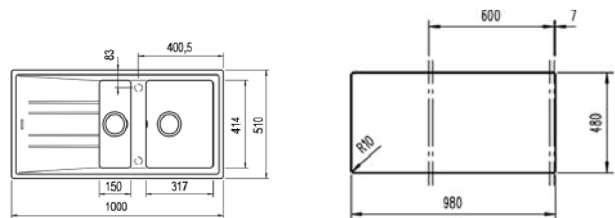
BASKET VALVE DECORATIVE LID
REF: 40199510
EAN: 8421152113806



NEW

STONE 60 B-TG 1½B 1D AUTO MAESTRO

- Tegrante+ sink
- 1 bowl, 1 auxiliary bowl and 1 drainer
- High resistance surface to impacts, thermal shocks and high temperatures
- Excellent UV resistance against decoloring
- Bacteria-free surface very easy to clean
- Inset installation
- Reversible drainer
- 80% quartz and resins
- 3½" automatic basket waste with overflow and siphon
- 200 and 140 mm deep bowl
- 60 cm base unit



COLOR  **Dark Grey**

Ref. 115360013 | EAN: 8434778005103

EXTERNAL DIMENSIONS Length 1000mm Width 510mm Height 200mm

RECOMMENDED ACCESSORIES



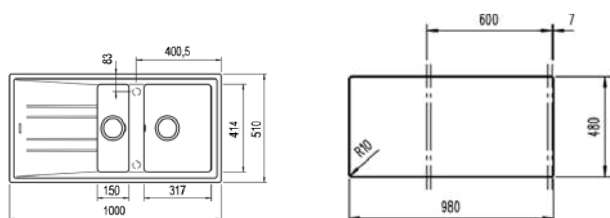
BASKET VALVE DECORATIVE LID
REF: 40199510
EAN: 8421152113806



NEW

STONE 60 B-TG 1½/2B 1D AUTO
MAESTRO

- Tegrante+ sink
- 1 bowl, 1 auxiliary bowl and 1 drainer
- High resistance surface to impacts, thermal shocks and high temperatures
- Excellent UV resistance against decoloring
- Bacteria-free surface very easy to clean
- Inset installation
- Reversible drainer
- 80% quartz and resins
- 3½" automatic basket waste with overflow and siphon
- 200 and 140 mm deep bowl
- 60 cm base unit



COLOR  Metallic Grey

Ref. 115360007 | EAN: 8434778005042

EXTERNAL DIMENSIONS Length 1000mm Width 510mm Height 200mm

RECOMMENDED ACCESSORIES



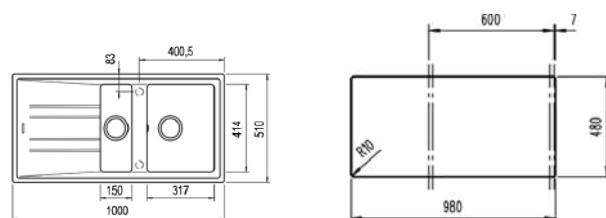
BASKET VALVE DECORATIVE LID
REF: 40199510
EAN: 8421152113806



NEW

STONE 60 B-TG 1½/2B 1D AUTO
MAESTRO

- Tegrante+ sink
- 1 bowl, 1 auxiliary bowl and 1 drainer
- High resistance surface to impacts, thermal shocks and high temperatures
- Excellent UV resistance against decoloring
- Bacteria-free surface very easy to clean
- Inset installation
- Reversible drainer
- 80% quartz and resins
- 3½" automatic basket waste with overflow and siphon
- 200 and 140 mm deep bowl
- 60 cm base unit



COLOR  Topasbeige

Ref. 115360011 | EAN: 8434778005080

EXTERNAL DIMENSIONS Length 1000mm Width 510mm Height 200mm

RECOMMENDED ACCESSORIES



BASKET VALVE DECORATIVE LID
REF: 40199510
EAN: 8421152113806

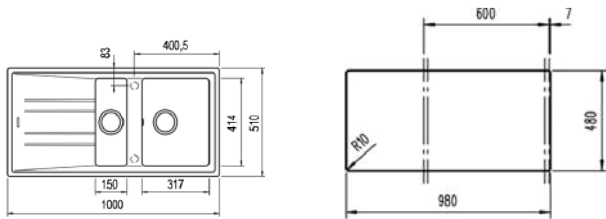
SINKS



NEW

STONE 60 B-TG 1½B 1D AUTO MAESTRO

- Tegrante+ sink
- 1 bowl, 1 auxiliary bowl and 1 drainer
- High resistance surface to impacts, thermal shocks and high temperatures
- Excellent UV resistance against decoloring
- Bacteria-free surface very easy to clean
- Inset installation
- Reversible drainer
- 80% quartz and resins
- 3½" automatic basket waste with overflow and siphon
- 200 and 140 mm deep bowl
- 60 cm base unit



COLOR  Sandbeige

Ref. 115360009 | EAN: 8434778005066

EXTERNAL DIMENSIONS Length 1000mm Width 510mm Height 200mm

RECOMMENDED ACCESSORIES



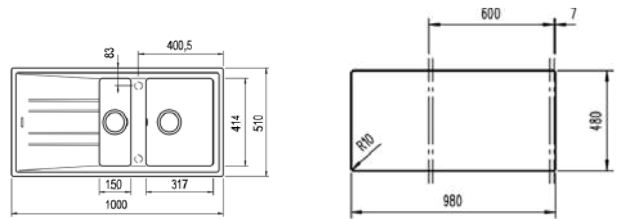
BASKET VALVE DECORATIVE LID
REF: 40199510
EAN: 8421152113806



NEW

STONE 60 B-TG 1½B 1D AUTO MAESTRO

- Tegrante+ sink
- 1 bowl, 1 auxiliary bowl and 1 drainer
- High resistance surface to impacts, thermal shocks and high temperatures
- Excellent UV resistance against decoloring
- Bacteria-free surface very easy to clean
- Inset installation
- Reversible drainer
- 80% quartz and resins
- 3½" automatic basket waste with overflow and siphon
- 200 and 140 mm deep bowl
- 60 cm base unit



COLOR  White

Ref. 115360012 | EAN: 8434778005097

EXTERNAL DIMENSIONS Length 1000mm Width 510mm Height 200mm

RECOMMENDED ACCESSORIES



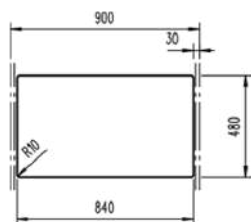
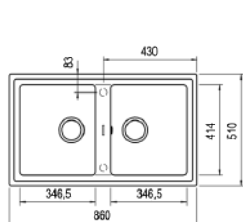
BASKET VALVE DECORATIVE LID
REF: 40199510
EAN: 8421152113806



NEW

STONE 90 B-TG 2B
MAESTRO

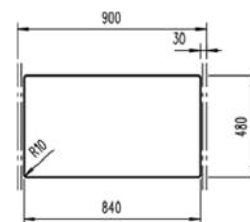
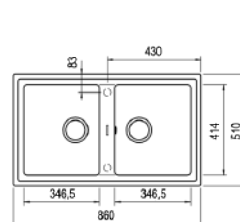
- Tegrante+ sink
- 2 bowls
- High resistance surface to impacts, thermal shocks and high temperatures
- Excellent UV resistance against decoloring
- Bacteria-free surface very easy to clean
- Inset installation
- 80% quartz and resins
- 3½" manual basket waste with overflow and siphon
- 200 mm deep bowls
- 90 cm base unit



NEW

STONE 90 B-TG 2B
MAESTRO

- Tegrante+ sink
- 2 bowls
- High resistance surface to impacts, thermal shocks and high temperatures
- Excellent UV resistance against decoloring
- Bacteria-free surface very easy to clean
- Inset installation
- 80% quartz and resins
- 3½" manual basket waste with overflow and siphon
- 200 mm deep bowls
- 90 cm base unit



COLOR  Carbon

Ref. 115260001 | EAN: 8434778005127

EXTERNAL DIMENSIONS Length 860mm Width 510mm Height 200mm

RECOMMENDED ACCESSORIES



SOAP DISPENSER
REF: 115890012
EAN: 8434778004786



BASKET VALVE DECORATIVE LID
REF: 40199510
EAN: 8421152113806

COLOR  Metallic Black

Ref. 115260003 | EAN: 8434778005141

EXTERNAL DIMENSIONS Length 860mm Width 510mm Height 200mm

RECOMMENDED ACCESSORIES



SOAP DISPENSER
REF: 115890012
EAN: 8434778004786



BASKET VALVE DECORATIVE LID
REF: 40199510
EAN: 8421152113806

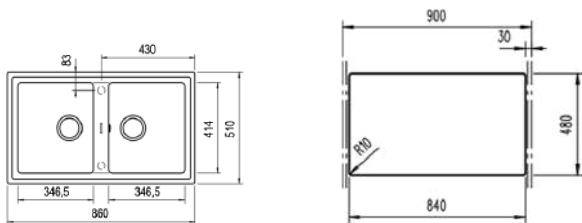
SINKS



NEW

STONE 90 B-TG 2B MAESTRO

- Tegrante+ sink
- 2 bowls
- High resistance surface to impacts, thermal shocks and high temperatures
- Excellent UV resistance against decoloring
- Bacteria-free surface very easy to clean
- Inset installation
- 80% quartz and resins
- 3 1/2" manual basket waste with overflow and siphon
- 200 mm deep bowls
- 90 cm base unit



COLOR  Dark Grey

Ref. 115260006 | EAN: 8434778005172

EXTERNAL DIMENSIONS Length 860mm Width 510mm Height 200mm

RECOMMENDED ACCESSORIES



SOAP DISPENSER
REF: 115890012
EAN: 8434778004786



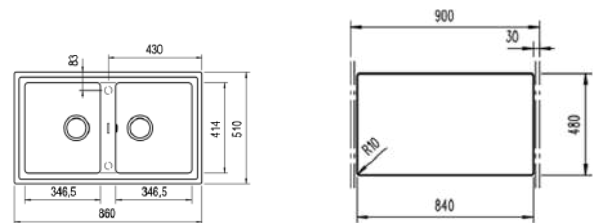
BASKET VALVE DECORATIVE LID
REF: 40199510
EAN: 8421152113806



NEW

STONE 90 B-TG 2B MAESTRO

- Tegrante+ sink
- 2 bowls
- High resistance surface to impacts, thermal shocks and high temperatures
- Excellent UV resistance against decoloring
- Bacteria-free surface very easy to clean
- Inset installation
- 80% quartz and resins
- 3 1/2" manual basket waste with overflow and siphon
- 200 mm deep bowls
- 90 cm base unit



COLOR  Metallic Grey

Ref. 115260000 | EAN: 8434778005110

EXTERNAL DIMENSIONS Length 860mm Width 510mm Height 200mm

RECOMMENDED ACCESSORIES



SOAP DISPENSER
REF: 115890012
EAN: 8434778004786



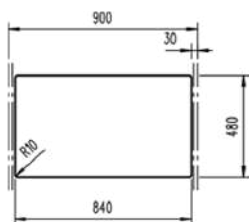
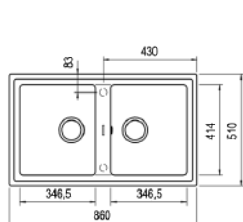
BASKET VALVE DECORATIVE LID
REF: 40199510
EAN: 8421152113806



NEW

STONE 90 B-TG 2B
MAESTRO

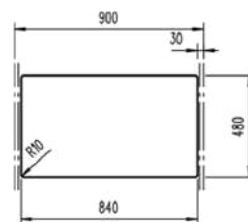
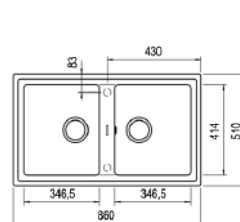
- Tegrante+ sink
- 2 bowls
- High resistance surface to impacts, thermal shocks and high temperatures
- Excellent UV resistance against decoloring
- Bacteria-free surface very easy to clean
- Inset installation
- 80% quartz and resins
- 3½" manual basket waste with overflow and siphon
- 200 mm deep bowls
- 90 cm base unit



NEW

STONE 90 B-TG 2B
MAESTRO

- Tegrante+ sink
- 2 bowls
- High resistance surface to impacts, thermal shocks and high temperatures
- Excellent UV resistance against decoloring
- Bacteria-free surface very easy to clean
- Inset installation
- 80% quartz and resins
- 3½" manual basket waste with overflow and siphon
- 200 mm deep bowls
- 90 cm base unit



COLOR  Topasbeige

Ref. 115260004 | EAN: 8434778005158

EXTERNAL DIMENSIONS Length 860mm Width 510mm Height 200mm

RECOMMENDED ACCESSORIES



SOAP DISPENSER
REF: 115890012
EAN: 8434778004786



BASKET VALVE DECORATIVE LID
REF: 40199510
EAN: 8421152113806

COLOR  Sandbeige

Ref. 115260002 | EAN: 8434778005134

EXTERNAL DIMENSIONS Length 860mm Width 510mm Height 200mm

RECOMMENDED ACCESSORIES



SOAP DISPENSER
REF: 115890012
EAN: 8434778004786



BASKET VALVE DECORATIVE LID
REF: 40199510
EAN: 8421152113806

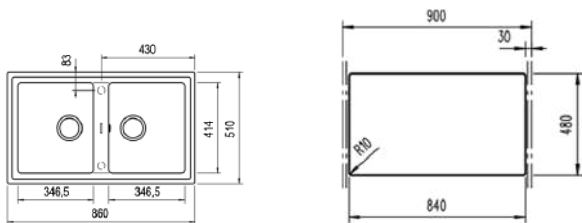
SINKS



NEW

STONE 90 B-TG 2B MAESTRO

- Tegrante+ sink
- 2 bowls
- High resistance surface to impacts, thermal shocks and high temperatures
- Excellent UV resistance against decoloring
- Bacteria-free surface very easy to clean
- Inset installation
- 80% quartz and resins
- 3¹/₂" manual basket waste with overflow and siphon
- 200 mm deep bowls
- 90 cm base unit



COLOR  White

Ref. 115260005 | EAN: 8434778005165

EXTERNAL DIMENSIONS Length 860mm Width 510mm Height 200mm

RECOMMENDED ACCESSORIES



SOAP DISPENSER
REF: 115890012
EAN: 8434778004786



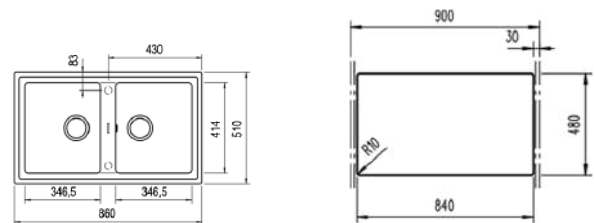
BASKET VALVE DECORATIVE LID
REF: 40199510
EAN: 8421152113806



NEW

STONE 90 B-TG 2B AUTO MAESTRO

- Tegrante+ sink
- 2 bowls
- High resistance surface to impacts, thermal shocks and high temperatures
- Excellent UV resistance against decoloring
- Bacteria-free surface very easy to clean
- Inset installation
- 80% quartz and resins
- 3¹/₂" automatic basket waste with overflow and siphon
- 200 mm deep bowls
- 90 cm base unit



COLOR  Carbon

Ref. 115260008 | EAN: 8434778005233

EXTERNAL DIMENSIONS Length 860mm Width 510mm Height 200mm

RECOMMENDED ACCESSORIES



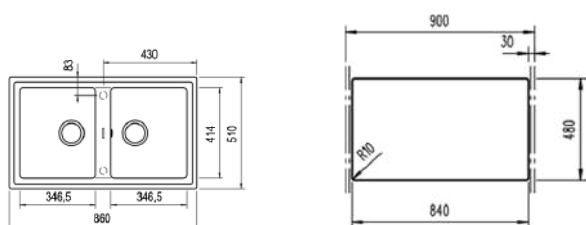
BASKET VALVE DECORATIVE LID
REF: 40199510
EAN: 8421152113806



NEW

STONE 90 B-TG 2B AUTO
MAESTRO

- Tegrante+ sink
- 2 bowls
- High resistance surface to impacts, thermal shocks and high temperatures
- Excellent UV resistance against decoloring
- Bacteria-free surface very easy to clean
- Inset installation
- 80% quartz and resins
- 3½" automatic basket waste with overflow and siphon
- 200 mm deep bowls
- 90 cm base unit



COLOR  Metallic Black

Ref. 115260010 | EAN: 8434778005257

EXTERNAL DIMENSIONS Length 860mm Width 510mm Height 200mm

RECOMMENDED ACCESSORIES



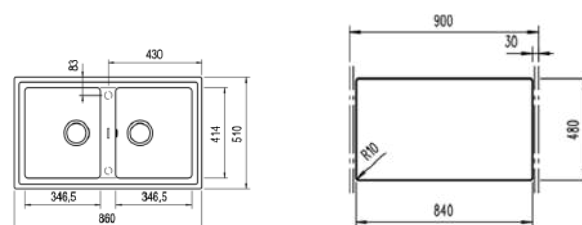
BASKET VALVE DECORATIVE LID
REF: 40199510
EAN: 8421152113806



NEW

STONE 90 B-TG 2B AUTO
MAESTRO

- Tegrante+ sink
- 2 bowls
- High resistance surface to impacts, thermal shocks and high temperatures
- Excellent UV resistance against decoloring
- Bacteria-free surface very easy to clean
- Inset installation
- 80% quartz and resins
- 3½" automatic basket waste with overflow and siphon
- 200 mm deep bowls
- 90 cm base unit



COLOR  Dark Grey

Ref. 115260013 | EAN: 8434778005288

EXTERNAL DIMENSIONS Length 860mm Width 510mm Height 200mm

RECOMMENDED ACCESSORIES



BASKET VALVE DECORATIVE LID
REF: 40199510
EAN: 8421152113806

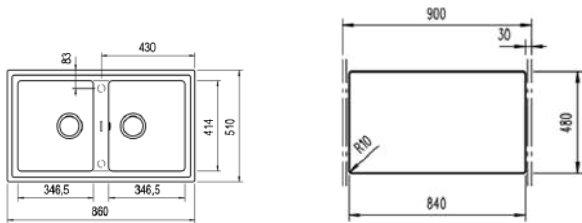
SINKS



NEW

STONE 90 B-TG 2B AUTO MAESTRO

- Tegrante+ sink
- 2 bowls
- High resistance surface to impacts, thermal shocks and high temperatures
- Excellent UV resistance against decoloring
- Bacteria-free surface very easy to clean
- Inset installation
- 80% quartz and resins
- 3 1/2" automatic basket waste with overflow and siphon
- 200 mm deep bowls
- 90 cm base unit



COLOR **Metallic Grey**

Ref. 115260007 | EAN: 8434778005226

EXTERNAL DIMENSIONS Length 860mm Width 510mm Height 200mm

RECOMMENDED ACCESSORIES



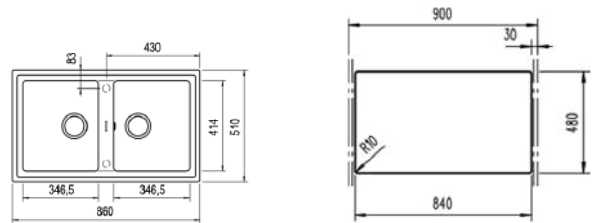
BASKET VALVE DECORATIVE LID
REF: 40199510
EAN: 8421152113806



NEW

STONE 90 B-TG 2B AUTO MAESTRO

- Tegrante+ sink
- 2 bowls
- High resistance surface to impacts, thermal shocks and high temperatures
- Excellent UV resistance against decoloring
- Bacteria-free surface very easy to clean
- Inset installation
- 80% quartz and resins
- 3 1/2" automatic basket waste with overflow and siphon
- 200 mm deep bowls
- 90 cm base unit



COLOR **Topasbeige**

Ref. 115260011 | EAN: 8434778005264

EXTERNAL DIMENSIONS Length 860mm Width 510mm Height 200mm

RECOMMENDED ACCESSORIES



BASKET VALVE DECORATIVE LID
REF: 40199510
EAN: 8421152113806



NEW

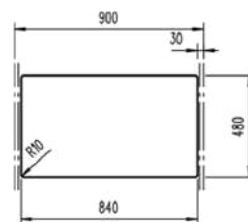
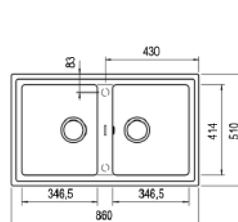
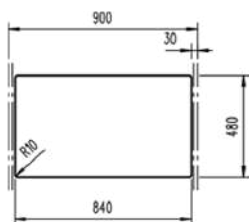
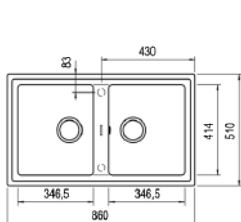
STONE 90 B-TG 2B AUTO
MAESTRO

- Tegrante+ sink
- 2 bowls
- High resistance surface to impacts, thermal shocks and high temperatures
- Excellent UV resistance against decoloring
- Bacteria-free surface very easy to clean
- Inset installation
- 80% quartz and resins
- 3½" automatic basket waste with overflow and siphon
- 200 mm deep bowls
- 90 cm base unit

NEW

STONE 90 B-TG 2B AUTO
MAESTRO

- Tegrante+ sink
- 2 bowls
- High resistance surface to impacts, thermal shocks and high temperatures
- Excellent UV resistance against decoloring
- Bacteria-free surface very easy to clean
- Inset installation
- 80% quartz and resins
- 3½" automatic basket waste with overflow and siphon
- 200 mm deep bowls
- 90 cm base unit



COLOR  Sandbeige

Ref. 115260009 | EAN: 8434778005240

EXTERNAL DIMENSIONS Length 860mm Width 510mm Height 200mm

RECOMMENDED ACCESSORIES



BASKET VALVE DECORATIVE LID
REF: 40199510
EAN: 8421152113806

COLOR  White

Ref. 115260012 | EAN: 8434778005271

EXTERNAL DIMENSIONS Length 860mm Width 510mm Height 200mm

RECOMMENDED ACCESSORIES



BASKET VALVE DECORATIVE LID
REF: 40199510
EAN: 8421152113806

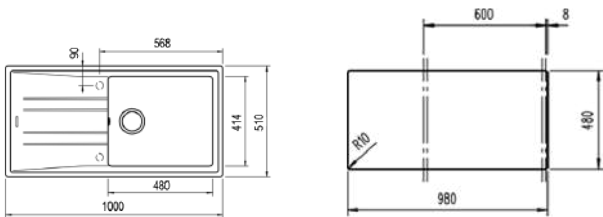
SINKS



NEW

STONE 60 L-TG 1B 1D MAESTRO

- Tegrantite+ sink
- 1 bowl and 1 drainer
- High resistance surface to impacts, thermal shocks and high temperatures
- Excellent UV resistance against decoloring
- Bacteria-free surface very easy to clean
- Inset installation
- Reversible drainer
- 80% quartz and resins
- 3¹/₂" manual basket waste with overflow and siphon
- 200 mm deep bowl
- 60 cm base unit



COLOR  Carbon

Ref. 115330001 | EAN: 8434778005301

EXTERNAL DIMENSIONS Length 1000mm Width 510mm Height 200mm

RECOMMENDED ACCESSORIES



SOAP DISPENSER
REF: 115890012
EAN: 8434778004786



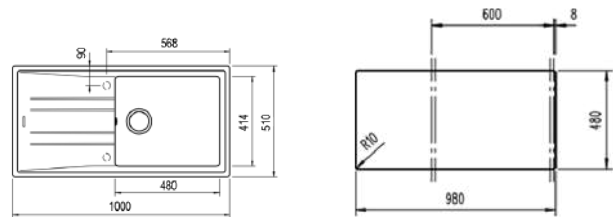
BASKET VALVE DECORATIVE LID
REF: 40199510
EAN: 8421152113806



NEW

STONE 60 L-TG 1B 1D MAESTRO

- Tegrantite+ sink
- 1 bowl and 1 drainer
- High resistance surface to impacts, thermal shocks and high temperatures
- Excellent UV resistance against decoloring
- Bacteria-free surface very easy to clean
- Inset installation
- Reversible drainer
- 80% quartz and resins
- 3¹/₂" manual basket waste with overflow and siphon
- 200 mm deep bowl
- 60 cm base unit



COLOR  Metallic Black

Ref. 115330003 | EAN: 8434778005325

EXTERNAL DIMENSIONS Length 1000mm Width 510mm Height 200mm

RECOMMENDED ACCESSORIES



SOAP DISPENSER
REF: 115890012
EAN: 8434778004786



BASKET VALVE DECORATIVE LID
REF: 40199510
EAN: 8421152113806



NEW

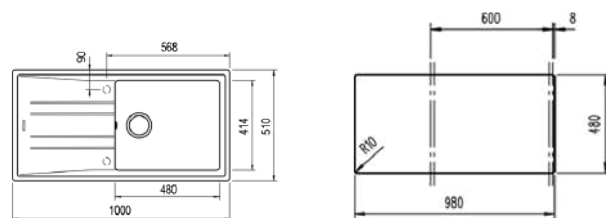
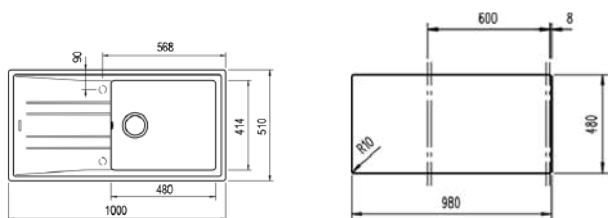
STONE 60 L-TG 1B 1D
MAESTRO

- Tegrante+ sink
- 1 bowl and 1 drainer
- High resistance surface to impacts, thermal shocks and high temperatures
- Excellent UV resistance against decoloring
- Bacteria-free surface very easy to clean
- Inset installation
- Reversible drainer
- 80% quartz and resins
- 3½" manual basket waste with overflow and siphon
- 200 mm deep bowl
- 60 cm base unit

NEW

STONE 60 L-TG 1B 1D
MAESTRO

- Tegrante+ sink
- 1 bowl and 1 drainer
- High resistance surface to impacts, thermal shocks and high temperatures
- Excellent UV resistance against decoloring
- Bacteria-free surface very easy to clean
- Inset installation
- Reversible drainer
- 80% quartz and resins
- 3½" manual basket waste with overflow and siphon
- 200 mm deep bowl
- 60 cm base unit



COLOR  Dark Grey

Ref. 115330006 | EAN: 8434778005875

EXTERNAL DIMENSIONS Length 1000mm Width 510mm Height 200mm

RECOMMENDED ACCESSORIES



SOAP DISPENSER
REF: 115890012
EAN: 8434778004786



BASKET VALVE DECORATIVE LID
REF: 40199510
EAN: 8421152113806

COLOR  Metallic Grey

Ref. 115330000 | EAN: 8434778005295

EXTERNAL DIMENSIONS Length 1000mm Width 510mm Height 200mm

RECOMMENDED ACCESSORIES



SOAP DISPENSER
REF: 115890012
EAN: 8434778004786



BASKET VALVE DECORATIVE LID
REF: 40199510
EAN: 8421152113806

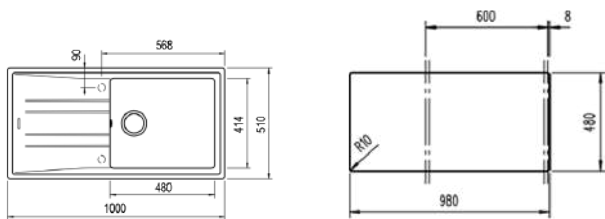
SINKS



NEW

STONE 60 L-TG 1B 1D MAESTRO

- Tegrante+ sink
- 1 bowl and 1 drainer
- High resistance surface to impacts, thermal shocks and high temperatures
- Excellent UV resistance against decoloring
- Bacteria-free surface very easy to clean
- Inset installation
- Reversible drainer
- 80% quartz and resins
- 3½" manual basket waste with overflow and siphon
- 200 mm deep bowl
- 60 cm base unit



COLOR  **Topasbeige**

Ref. 115330004 | EAN: 8434778005332

EXTERNAL DIMENSIONS Length 1000mm Width 510mm Height 200mm

RECOMMENDED ACCESSORIES



SOAP DISPENSER
REF: 115890012
EAN: 8434778004786



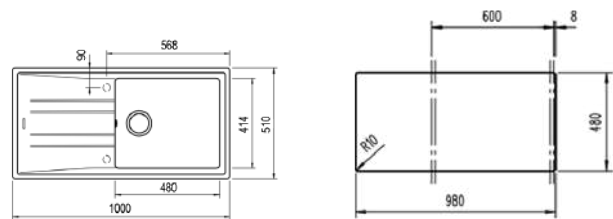
BASKET VALVE DECORATIVE LID
REF: 40199510
EAN: 8421152113806



NEW

STONE 60 L-TG 1B 1D MAESTRO

- Tegrante+ sink
- 1 bowl and 1 drainer
- High resistance surface to impacts, thermal shocks and high temperatures
- Excellent UV resistance against decoloring
- Bacteria-free surface very easy to clean
- Inset installation
- Reversible drainer
- 80% quartz and resins
- 3½" manual basket waste with overflow and siphon
- 200 mm deep bowl
- 60 cm base unit



COLOR  **Sandbeige**

Ref. 115330002 | EAN: 8434778005318

EXTERNAL DIMENSIONS Length 1000mm Width 510mm Height 200mm

RECOMMENDED ACCESSORIES



SOAP DISPENSER
REF: 115890012
EAN: 8434778004786



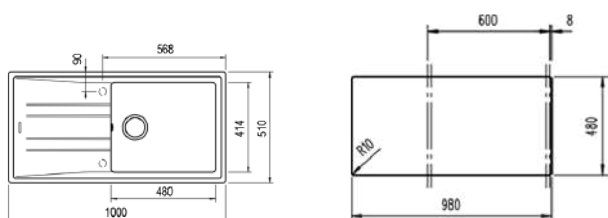
BASKET VALVE DECORATIVE LID
REF: 40199510
EAN: 8421152113806



NEW

STONE 60 L-TG 1B 1D
MAESTRO

- Tegrante+ sink
- 1 bowl and 1 drainer
- High resistance surface to impacts, thermal shocks and high temperatures
- Excellent UV resistance against decoloring
- Bacteria-free surface very easy to clean
- Inset installation
- Reversible drainer
- 80% quartz and resins
- 3½" manual basket waste with overflow and siphon
- 200 mm deep bowl
- 60 cm base unit



COLOR  White

Ref. 115330005 | EAN: 8434778005363

EXTERNAL DIMENSIONS Length 1000mm Width 510mm Height 200mm

RECOMMENDED ACCESSORIES



SOAP DISPENSER
REF: 115890012
EAN: 8434778004786



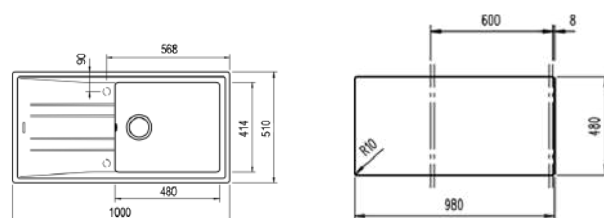
BASKET VALVE DECORATIVE LID
REF: 40199510
EAN: 8421152113806



NEW

STONE 60 L-TG 1B 1D AUTO
MAESTRO

- Tegrante+ sink
- 1 bowl and 1 drainer
- High resistance surface to impacts, thermal shocks and high temperatures
- Excellent UV resistance against decoloring
- Bacteria-free surface very easy to clean
- Inset installation
- Reversible drainer
- 80% quartz and resins
- 3½" automatic basket waste with overflow and siphon
- 200 mm deep bowl
- 60 cm base unit



COLOR  Carbon

Ref. 115330008 | EAN: 8434778006162

EXTERNAL DIMENSIONS Length 1000mm Width 510mm Height 200mm

RECOMMENDED ACCESSORIES



BASKET VALVE DECORATIVE LID
REF: 40199510
EAN: 8421152113806

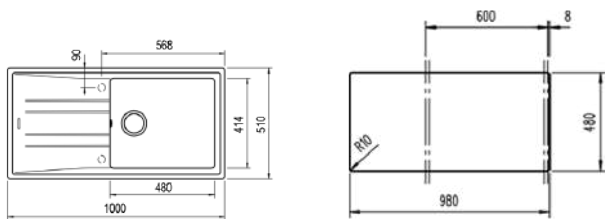
SINKS



NEW

STONE 60 L-TG 1B 1D AUTO MAESTRO

- Tegrinite+ sink
- 1 bowl and 1 drainer
- High resistance surface to impacts, thermal shocks and high temperatures
- Excellent UV resistance against decoloring
- Bacteria-free surface very easy to clean
- Inset installation
- Reversible drainer
- 80% quartz and resins
- 3¹/₂" automatic basket waste with overflow and siphon
- 200 mm deep bowl
- 60 cm base unit



COLOR  **Metallic Black**

Ref. 115330010 | EAN: 8434778005905

EXTERNAL DIMENSIONS Length 1000mm Width 510mm Height 200mm

RECOMMENDED ACCESSORIES



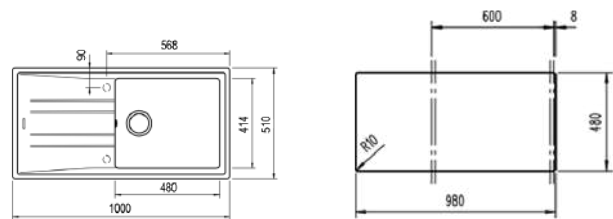
BASKET VALVE DECORATIVE LID
REF: 40199510
EAN: 8421152113806



NEW

STONE 60 L-TG 1B 1D AUTO MAESTRO

- Tegrinite+ sink
- 1 bowl and 1 drainer
- High resistance surface to impacts, thermal shocks and high temperatures
- Excellent UV resistance against decoloring
- Bacteria-free surface very easy to clean
- Inset installation
- Reversible drainer
- 80% quartz and resins
- 3¹/₂" automatic basket waste with overflow and siphon
- 200 mm deep bowl
- 60 cm base unit



COLOR  **Dark Grey**

Ref. 115330013 | EAN: 8434778005936

EXTERNAL DIMENSIONS Length 1000mm Width 510mm Height 200mm

RECOMMENDED ACCESSORIES



BASKET VALVE DECORATIVE LID
REF: 40199510
EAN: 8421152113806



NEW

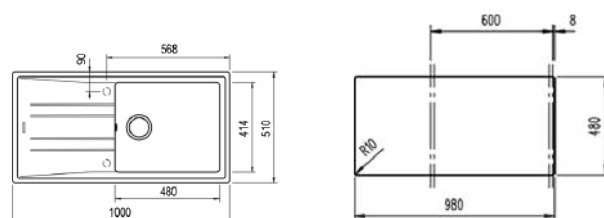
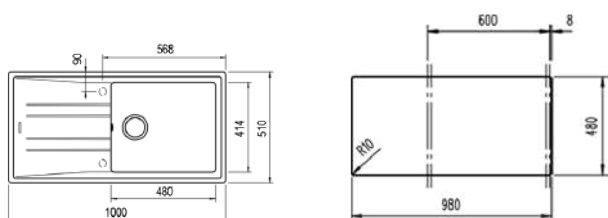
STONE 60 L-TG 1B 1D AUTO
MAESTRO

- Tegrante+ sink
- 1 bowl and 1 drainer
- High resistance surface to impacts, thermal shocks and high temperatures
- Excellent UV resistance against decoloring
- Bacteria-free surface very easy to clean
- Inset installation
- Reversible drainer
- 80% quartz and resins
- 3½" automatic basket waste with overflow and siphon
- 200 mm deep bowl
- 60 cm base unit

NEW

STONE 60 L-TG 1B 1D AUTO
MAESTRO

- Tegrante+ sink
- 1 bowl and 1 drainer
- High resistance surface to impacts, thermal shocks and high temperatures
- Excellent UV resistance against decoloring
- Bacteria-free surface very easy to clean
- Inset installation
- Reversible drainer
- 80% quartz and resins
- 3½" automatic basket waste with overflow and siphon
- 200 mm deep bowl
- 60 cm base unit



COLOR  Metallic Grey

Ref. 115330007 | EAN: 8434778005882

EXTERNAL DIMENSIONS Length 1000mm Width 510mm Height 200mm

RECOMMENDED ACCESSORIES



BASKET VALVE DECORATIVE LID
REF: 40199510
EAN: 8421152113806

COLOR  Topasbeige

Ref. 115330011 | EAN: 8434778005912

EXTERNAL DIMENSIONS Length 1000mm Width 510mm Height 200mm

RECOMMENDED ACCESSORIES



BASKET VALVE DECORATIVE LID
REF: 40199510
EAN: 8421152113806

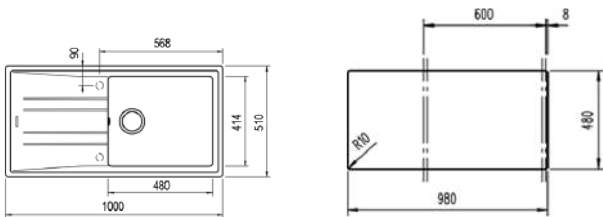
SINKS



NEW

STONE 60 L-TG 1B 1D AUTO MAESTRO

- Tegrante+ sink
- 1 bowl and 1 drainer
- High resistance surface to impacts, thermal shocks and high temperatures
- Excellent UV resistance against decoloring
- Bacteria-free surface very easy to clean
- Inset installation
- Reversible drainer
- 80% quartz and resins
- 3¹/₂" automatic basket waste with overflow and siphon
- 200 mm deep bowl
- 60 cm base unit



COLOR Sandbeige

Ref. 115330009 | EAN: 8434778005899

EXTERNAL DIMENSIONS Length 1000mm Width 510mm Height 200mm

RECOMMENDED ACCESSORIES



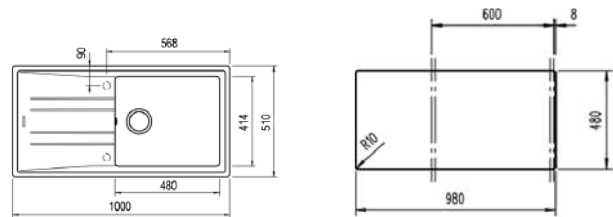
BASKET VALVE DECORATIVE LID
REF: 40199510
EAN: 8421152113806



NEW

STONE 60 L-TG 1B 1D AUTO MAESTRO

- Tegrante+ sink
- 1 bowl and 1 drainer
- High resistance surface to impacts, thermal shocks and high temperatures
- Excellent UV resistance against decoloring
- Bacteria-free surface very easy to clean
- Inset installation
- Reversible drainer
- 80% quartz and resins
- 3¹/₂" automatic basket waste with overflow and siphon
- 200 mm deep bowl
- 60 cm base unit



COLOR White

Ref. 115330012 | EAN: 8434778005929

EXTERNAL DIMENSIONS Length 1000mm Width 510mm Height 200mm

RECOMMENDED ACCESSORIES



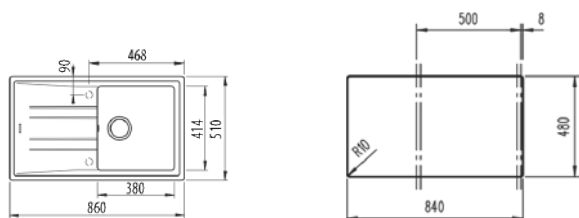
BASKET VALVE DECORATIVE LID
REF: 40199510
EAN: 8421152113806



NEW

STONE 50 B-TG 1B 1D
MAESTRO

- Tegrante+ sink
- 1 bowl and 1 drainer
- High resistance surface to impacts, thermal shocks and high temperatures
- Excellent UV resistance against decoloring
- Bacteria-free surface very easy to clean
- Inset installation
- Reversible drainer
- 80% quartz and resins
- 3 1/2" manual basket waste with overflow and siphon
- 200 mm deep bowl
- 50 cm base unit



COLOR  Carbon

Ref. 115330015 | EAN: 8434778006179

EXTERNAL DIMENSIONS Length 860mm Width 510mm Height 200mm

RECOMMENDED ACCESSORIES



SOAP DISPENSER
REF: 115890012
EAN: 8434778004786



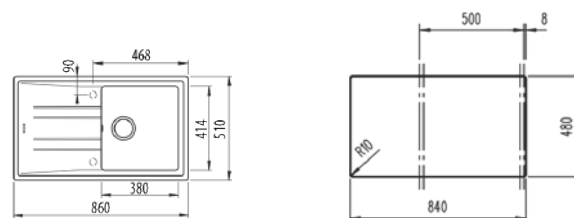
BASKET VALVE DECORATIVE LID
REF: 40199510
EAN: 8421152113806



NEW

STONE 50 B-TG 1B 1D
MAESTRO

- Tegrante+ sink
- 1 bowl and 1 drainer
- High resistance surface to impacts, thermal shocks and high temperatures
- Excellent UV resistance against decoloring
- Bacteria-free surface very easy to clean
- Inset installation
- Reversible drainer
- 80% quartz and resins
- 3 1/2" manual basket waste with overflow and siphon
- 200 mm deep bowl
- 50 cm base unit



COLOR  Metallic Black

Ref. 115330017 | EAN: 8434778005967

EXTERNAL DIMENSIONS Length 860mm Width 510mm Height 200mm

RECOMMENDED ACCESSORIES



SOAP DISPENSER
REF: 115890012
EAN: 8434778004786



BASKET VALVE DECORATIVE LID
REF: 40199510
EAN: 8421152113806

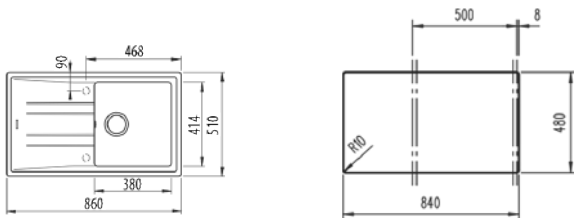
SINKS



NEW

STONE 50 B-TG 1B 1D MAESTRO

- Tegrante+ sink
- 1 bowl and 1 drainer
- High resistance surface to impacts, thermal shocks and high temperatures
- Excellent UV resistance against decoloring
- Bacteria-free surface very easy to clean
- Inset installation
- Reversible drainer
- 80% quartz and resins
- 3¹/₂" manual basket waste with overflow and siphon
- 200 mm deep bowl
- 50 cm base unit



COLOR  Dark Grey

Ref. 115330020 | EAN: 8434778005998

EXTERNAL DIMENSIONS Length 860mm Width 510mm Height 200mm

RECOMMENDED ACCESSORIES



SOAP DISPENSER
REF: 115890012
EAN: 8434778004786



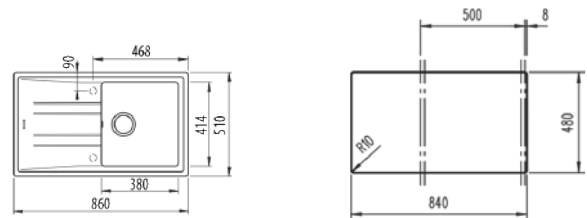
BASKET VALVE DECORATIVE LID
REF: 40199510
EAN: 8421152113806



NEW

STONE 50 B-TG 1B 1D MAESTRO

- Tegrante+ sink
- 1 bowl and 1 drainer
- High resistance surface to impacts, thermal shocks and high temperatures
- Excellent UV resistance against decoloring
- Bacteria-free surface very easy to clean
- Inset installation
- Reversible drainer
- 80% quartz and resins
- 3¹/₂" manual basket waste with overflow and siphon
- 200 mm deep bowl
- 50 cm base unit



COLOR  Metallic Grey

Ref. 115330014 | EAN: 8434778005943

EXTERNAL DIMENSIONS Length 860mm Width 510mm Height 200mm

RECOMMENDED ACCESSORIES



SOAP DISPENSER
REF: 115890012
EAN: 8434778004786



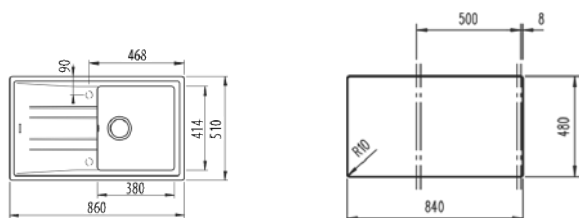
BASKET VALVE DECORATIVE LID
REF: 40199510
EAN: 8421152113806



NEW

STONE 50 B-TG 1B 1D
MAESTRO

- Tegrante+ sink
- 1 bowl and 1 drainer
- High resistance surface to impacts, thermal shocks and high temperatures
- Excellent UV resistance against decoloring
- Bacteria-free surface very easy to clean
- Inset installation
- Reversible drainer
- 80% quartz and resins
- 3 1/2" manual basket waste with overflow and siphon
- 200 mm deep bowl
- 50 cm base unit



COLOR  **Topasbeige**

Ref. 115330018 | EAN: 8434778005974

EXTERNAL DIMENSIONS Length 860mm Width 510mm Height 200mm

RECOMMENDED ACCESSORIES



SOAP DISPENSER
REF: 115890012
EAN: 8434778004786



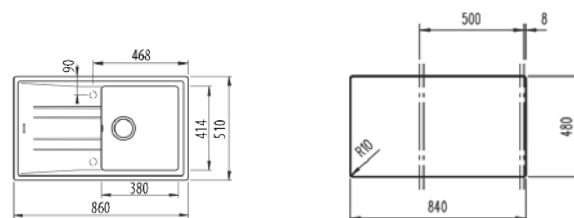
BASKET VALVE DECORATIVE LID
REF: 40199510
EAN: 8421152113806



NEW

STONE 50 B-TG 1B 1D
MAESTRO

- Tegrante+ sink
- 1 bowl and 1 drainer
- High resistance surface to impacts, thermal shocks and high temperatures
- Excellent UV resistance against decoloring
- Bacteria-free surface very easy to clean
- Inset installation
- Reversible drainer
- 80% quartz and resins
- 3 1/2" manual basket waste with overflow and siphon
- 200 mm deep bowl
- 50 cm base unit



COLOR  **Sandbeige**

Ref. 115330016 | EAN: 8434778005950

EXTERNAL DIMENSIONS Length 860mm Width 510mm Height 200mm

RECOMMENDED ACCESSORIES



SOAP DISPENSER
REF: 115890012
EAN: 8434778004786



BASKET VALVE DECORATIVE LID
REF: 40199510
EAN: 8421152113806

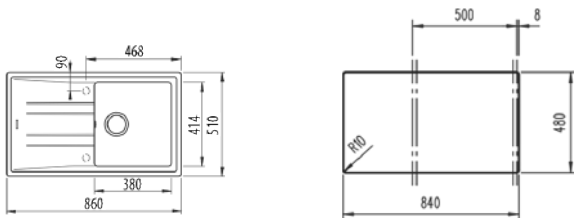
SINKS



NEW

STONE 50 B-TG 1B 1D MAESTRO

- Tegrante+ sink
- 1 bowl and 1 drainer
- High resistance surface to impacts, thermal shocks and high temperatures
- Excellent UV resistance against decoloring
- Bacteria-free surface very easy to clean
- Inset installation
- Reversible drainer
- 80% quartz and resins
- 3¹/₂" manual basket waste with overflow and siphon
- 200 mm deep bowl
- 50 cm base unit



COLOR  White

Ref. 115330019 | EAN: 8434778005981

EXTERNAL DIMENSIONS Length 860mm Width 510mm Height 200mm

RECOMMENDED ACCESSORIES



SOAP DISPENSER
REF: 115890012
EAN: 8434778004786



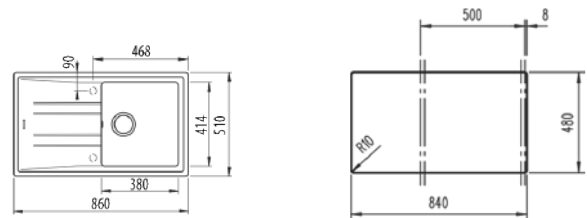
BASKET VALVE DECORATIVE LID
REF: 40199510
EAN: 8421152113806



NEW

STONE 50 B-TG 1B 1D AUTO MAESTRO

- Tegrante+ sink
- 1 bowl and 1 drainer
- High resistance surface to impacts, thermal shocks and high temperatures
- Excellent UV resistance against decoloring
- Bacteria-free surface very easy to clean
- Inset installation
- Reversible drainer
- 80% quartz and resins
- 3¹/₂" automatic basket waste with overflow and siphon
- 200 mm deep bowl
- 50 cm base unit



COLOR  Carbon

Ref. 115330022 | EAN: 8434778006018

EXTERNAL DIMENSIONS Length 860mm Width 510mm Height 200mm

RECOMMENDED ACCESSORIES



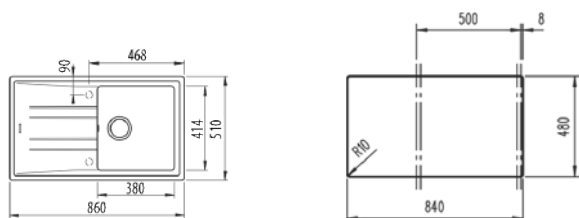
BASKET VALVE DECORATIVE LID
REF: 40199510
EAN: 8421152113806



NEW

STONE 50 B-TG 1B 1D AUTO MAESTRO

- Tegrante+ sink
- 1 bowl and 1 drainer
- High resistance surface to impacts, thermal shocks and high temperatures
- Excellent UV resistance against decoloring
- Bacteria-free surface very easy to clean
- Inset installation
- Reversible drainer
- 80% quartz and resins
- 3 1/2" automatic basket waste with overflow and siphon
- 200 mm deep bowl
- 50 cm base unit



COLOR  Metallic Black

Ref. 115330024 | EAN: 8434778006032

EXTERNAL DIMENSIONS Length 860mm Width 510mm Height 200mm

RECOMMENDED ACCESSORIES



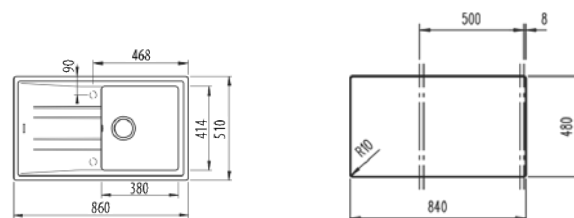
BASKET VALVE DECORATIVE LID
REF: 40199510
EAN: 8421152113806



NEW

STONE 50 B-TG 1B 1D AUTO MAESTRO

- Tegrante+ sink
- 1 bowl and 1 drainer
- High resistance surface to impacts, thermal shocks and high temperatures
- Excellent UV resistance against decoloring
- Bacteria-free surface very easy to clean
- Inset installation
- Reversible drainer
- 80% quartz and resins
- 3 1/2" automatic basket waste with overflow and siphon
- 200 mm deep bowl
- 50 cm base unit



COLOR  Dark Grey

Ref. 115330027 | EAN: 8434778006063

EXTERNAL DIMENSIONS Length 860mm Width 510mm Height 200mm

RECOMMENDED ACCESSORIES



BASKET VALVE DECORATIVE LID
REF: 40199510
EAN: 8421152113806

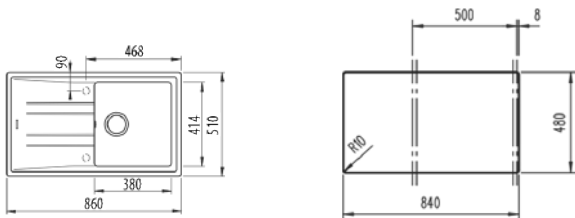
SINKS



NEW

STONE 50 B-TG 1B 1D AUTO MAESTRO

- Tegrante+ sink
- 1 bowl and 1 drainer
- High resistance surface to impacts, thermal shocks and high temperatures
- Excellent UV resistance against decoloring
- Bacteria-free surface very easy to clean
- Inset installation
- Reversible drainer
- 80% quartz and resins
- 3¹/₂" automatic basket waste with overflow and siphon
- 200 mm deep bowl
- 50 cm base unit



COLOR **Metallic Grey**

Ref. 115330021 | EAN: 8434778006001

EXTERNAL DIMENSIONS Length 860mm Width 510mm Height 200mm

RECOMMENDED ACCESSORIES



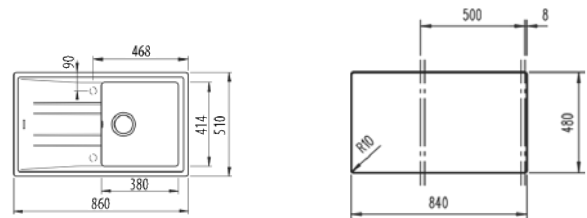
BASKET VALVE DECORATIVE LID
REF: 40199510
EAN: 8421152113806



NEW

STONE 50 B-TG 1B 1D AUTO MAESTRO

- Tegrante+ sink
- 1 bowl and 1 drainer
- High resistance surface to impacts, thermal shocks and high temperatures
- Excellent UV resistance against decoloring
- Bacteria-free surface very easy to clean
- Inset installation
- Reversible drainer
- 80% quartz and resins
- 3¹/₂" automatic basket waste with overflow and siphon
- 200 mm deep bowl
- 50 cm base unit



COLOR **Topasbeige**

Ref. 115330025 | EAN: 8434778006049

EXTERNAL DIMENSIONS Length 860mm Width 510mm Height 200mm

RECOMMENDED ACCESSORIES



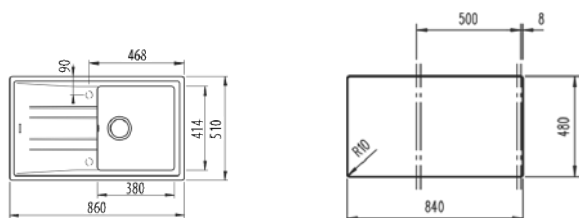
BASKET VALVE DECORATIVE LID
REF: 40199510
EAN: 8421152113806



NEW

STONE 50 B-TG 1B 1D AUTO
MAESTRO

- Tegranite+ sink
- 1 bowl and 1 drainer
- High resistance surface to impacts, thermal shocks and high temperatures
- Excellent UV resistance against decoloring
- Bacteria-free surface very easy to clean
- Inset installation
- Reversible drainer
- 80% quartz and resins
- 3 1/2" automatic basket waste with overflow and siphon
- 200 mm deep bowl
- 50 cm base unit



COLOR  Sandbeige

Ref. 115330023 | EAN: 8434778006025

EXTERNAL DIMENSIONS Length 860mm Width 510mm Height 200mm

RECOMMENDED ACCESSORIES



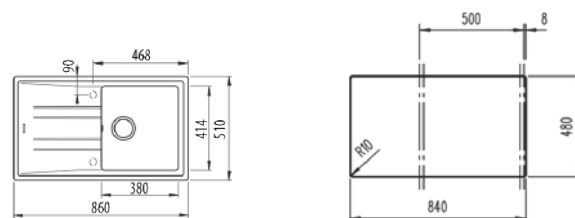
BASKET VALVE DECORATIVE LID
REF: 40199510
EAN: 8421152113806



NEW

STONE 50 B-TG 1B 1D AUTO
MAESTRO

- Tegranite+ sink
- 1 bowl and 1 drainer
- High resistance surface to impacts, thermal shocks and high temperatures
- Excellent UV resistance against decoloring
- Bacteria-free surface very easy to clean
- Inset installation
- Reversible drainer
- 80% quartz and resins
- 3 1/2" automatic basket waste with overflow and siphon
- 200 mm deep bowl
- 50 cm base unit



COLOR  White

Ref. 115330026 | EAN: 8434778006056

EXTERNAL DIMENSIONS Length 860mm Width 510mm Height 200mm

RECOMMENDED ACCESSORIES



BASKET VALVE DECORATIVE LID
REF: 40199510
EAN: 8421152113806

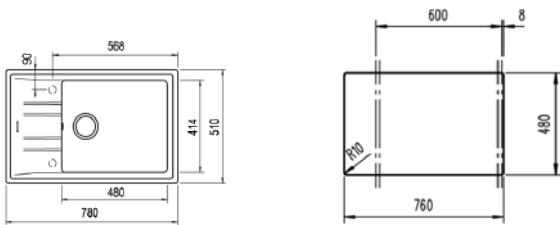
SINKS



NEW

STONE 60 S-TG 1B 1D MAESTRO

- Tegrante+ sink
- 1 bowl and 1 drainer
- High resistance surface to impacts, thermal shocks and high temperatures
- Excellent UV resistance against decoloring
- Bacteria-free surface very easy to clean
- Inset installation
- Reversible drainer
- 80% quartz and resins
- 3¹/₂" manual basket waste with overflow and siphon
- 200 mm deep bowl
- 60 cm base unit



COLOR ■ Carbon

Ref. 115330029 | EAN: 8434778006087

EXTERNAL DIMENSIONS Length 780mm Width 510mm Height 200mm

RECOMMENDED ACCESSORIES



SOAP DISPENSER
REF: 115890012
EAN: 8434778004786



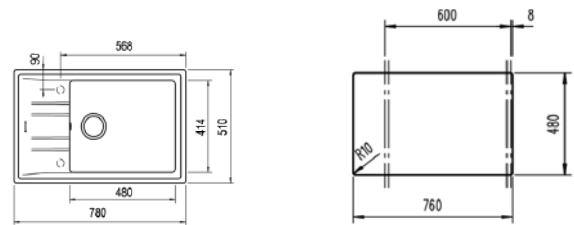
BASKET VALVE DECORATIVE LID
REF: 40199510
EAN: 8421152113806



NEW

STONE 60 S-TG 1B 1D MAESTRO

- Tegrante+ sink
- 1 bowl and 1 drainer
- High resistance surface to impacts, thermal shocks and high temperatures
- Excellent UV resistance against decoloring
- Bacteria-free surface very easy to clean
- Inset installation
- Reversible drainer
- 80% quartz and resins
- 3¹/₂" manual basket waste with overflow and siphon
- 200 mm deep bowl
- 60 cm base unit



COLOR ■ Metallic Black

Ref. 115330031 | EAN: 8434778006100

EXTERNAL DIMENSIONS Length 780mm Width 510mm Height 200mm

RECOMMENDED ACCESSORIES



SOAP DISPENSER
REF: 115890012
EAN: 8434778004786



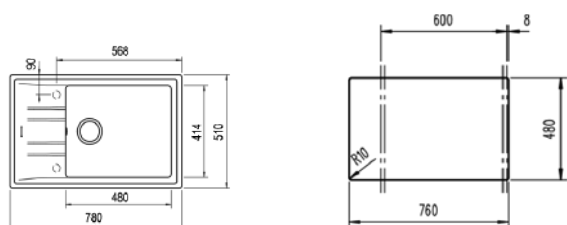
BASKET VALVE DECORATIVE LID
REF: 40199510
EAN: 8421152113806



NEW

STONE 60 S-TG 1B 1D
MAESTRO

- Tegrante+ sink
- 1 bowl and 1 drainer
- High resistance surface to impacts, thermal shocks and high temperatures
- Excellent UV resistance against decoloring
- Bacteria-free surface very easy to clean
- Inset installation
- Reversible drainer
- 80% quartz and resins
- 3½" manual basket waste with overflow and siphon
- 200 mm deep bowl
- 60 cm base unit



COLOR  Dark Grey

Ref. 115330034 | EAN: 8434778006131

EXTERNAL DIMENSIONS Length 780mm Width 510mm Height 200mm

RECOMMENDED ACCESSORIES



SOAP DISPENSER
REF: 115890012
EAN: 8434778004786



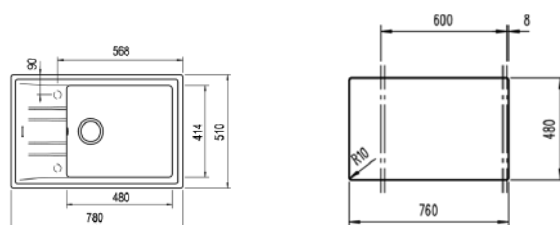
BASKET VALVE DECORATIVE LID
REF: 40199510
EAN: 8421152113806



NEW

STONE 60 S-TG 1B 1D
MAESTRO

- Tegrante+ sink
- 1 bowl and 1 drainer
- High resistance surface to impacts, thermal shocks and high temperatures
- Excellent UV resistance against decoloring
- Bacteria-free surface very easy to clean
- Inset installation
- Reversible drainer
- 80% quartz and resins
- 3½" manual basket waste with overflow and siphon
- 200 mm deep bowl
- 60 cm base unit



COLOR  Metallic Grey

Ref. 115330028 | EAN: 8434778006070

EXTERNAL DIMENSIONS Length 780mm Width 510mm Height 200mm

RECOMMENDED ACCESSORIES



SOAP DISPENSER
REF: 115890012
EAN: 8434778004786



BASKET VALVE DECORATIVE LID
REF: 40199510
EAN: 8421152113806

SINKS



NEW

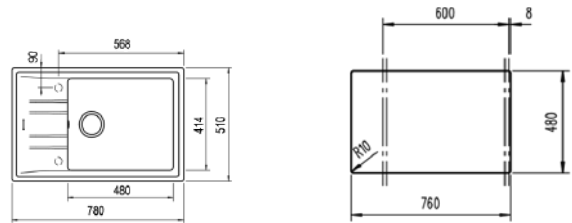
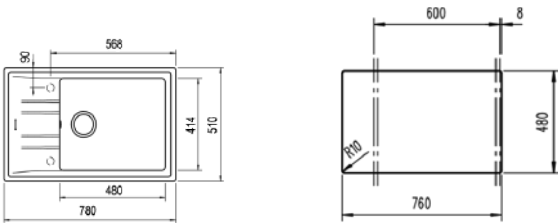
STONE 60 S-TG 1B 1D MAESTRO

- Tegrante+ sink
- 1 bowl and 1 drainer
- High resistance surface to impacts, thermal shocks and high temperatures
- Excellent UV resistance against decoloring
- Bacteria-free surface very easy to clean
- Inset installation
- Reversible drainer
- 80% quartz and resins
- 3¹/₂" manual basket waste with overflow and siphon
- 200 mm deep bowl
- 60 cm base unit

NEW

STONE 60 S-TG 1B 1D MAESTRO

- Tegrante+ sink
- 1 bowl and 1 drainer
- High resistance surface to impacts, thermal shocks and high temperatures
- Excellent UV resistance against decoloring
- Bacteria-free surface very easy to clean
- Inset installation
- Reversible drainer
- 80% quartz and resins
- 3¹/₂" manual basket waste with overflow and siphon
- 200 mm deep bowl
- 60 cm base unit



COLOR  **Topasbeige**

Ref. 115330032 | EAN: 8434778006117

EXTERNAL DIMENSIONS Length 780mm Width 510mm Height 200mm

RECOMMENDED ACCESSORIES



SOAP DISPENSER
REF: 115890012
EAN: 8434778004786



BASKET VALVE DECORATIVE LID
REF: 40199510
EAN: 8421152113806

COLOR  **Sandbeige**

Ref. 115330030 | EAN: 8434778006094

EXTERNAL DIMENSIONS Length 780mm Width 510mm Height 200mm

RECOMMENDED ACCESSORIES



SOAP DISPENSER
REF: 115890012
EAN: 8434778004786



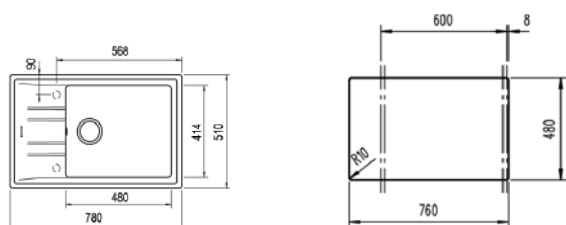
BASKET VALVE DECORATIVE LID
REF: 40199510
EAN: 8421152113806



NEW

STONE 60 S-TG 1B 1D
MAESTRO

- Tegrante+ sink
- 1 bowl and 1 drainer
- High resistance surface to impacts, thermal shocks and high temperatures
- Excellent UV resistance against decoloring
- Bacteria-free surface very easy to clean
- Inset installation
- Reversible drainer
- 80% quartz and resins
- 3 1/2" manual basket waste with overflow and siphon
- 200 mm deep bowl
- 60 cm base unit



COLOR  White

Ref. 115330033 | EAN: 8434778006124

EXTERNAL DIMENSIONS Length 780mm Width 510mm Height 200mm

RECOMMENDED ACCESSORIES



SOAP DISPENSER
REF: 115890012
EAN: 8434778004786



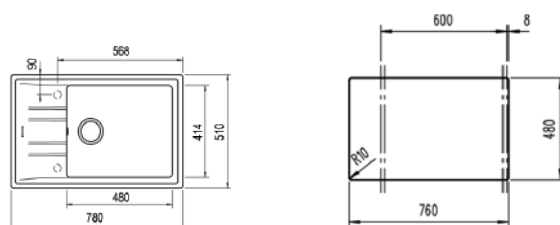
BASKET VALVE DECORATIVE LID
REF: 40199510
EAN: 8421152113806



NEW

STONE 60 S-TG 1B 1D AUTO
MAESTRO

- Tegrante+ sink
- 1 bowl and 1 drainer
- High resistance surface to impacts, thermal shocks and high temperatures
- Excellent UV resistance against decoloring
- Bacteria-free surface very easy to clean
- Inset installation
- Reversible drainer
- 80% quartz and resins
- 3 1/2" automatic basket waste with overflow and siphon
- 200 mm deep bowl
- 60 cm base unit



COLOR  Carbon

Ref. 115330036 | EAN: 8434778006445

EXTERNAL DIMENSIONS Length 780mm Width 510mm Height 200mm

RECOMMENDED ACCESSORIES



BASKET VALVE DECORATIVE LID
REF: 40199510
EAN: 8421152113806

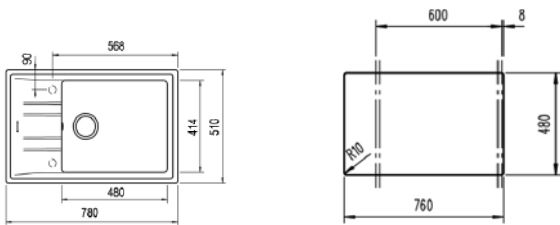
SINKS



NEW

STONE 60 S-TG 1B 1D AUTO MAESTRO

- Tegrante+ sink
- 1 bowl and 1 drainer
- High resistance surface to impacts, thermal shocks and high temperatures
- Excellent UV resistance against decoloring
- Bacteria-free surface very easy to clean
- Inset installation
- Reversible drainer
- 80% quartz and resins
- 3¹/₂" automatic basket waste with overflow and siphon
- 200 mm deep bowl
- 60 cm base unit



COLOR **Metallic Black**

Ref. 115330038 | EAN: 8434778006469

EXTERNAL DIMENSIONS Length 780mm Width 510mm Height 200mm

RECOMMENDED ACCESSORIES



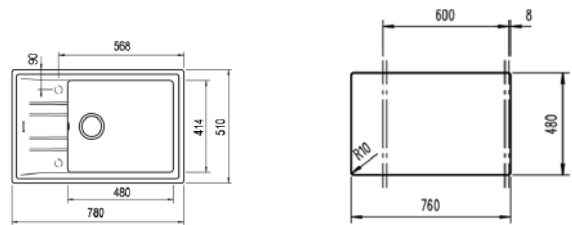
BASKET VALVE DECORATIVE LID
REF: 40199510
EAN: 8421152113806



NEW

STONE 60 S-TG 1B 1D AUTO MAESTRO

- Tegrante+ sink
- 1 bowl and 1 drainer
- High resistance surface to impacts, thermal shocks and high temperatures
- Excellent UV resistance against decoloring
- Bacteria-free surface very easy to clean
- Inset installation
- Reversible drainer
- 80% quartz and resins
- 3¹/₂" automatic basket waste with overflow and siphon
- 200 mm deep bowl
- 60 cm base unit



COLOR **Dark Grey**

Ref. 115330041 | EAN: 8434778006490

EXTERNAL DIMENSIONS Length 780mm Width 510mm Height 200mm

RECOMMENDED ACCESSORIES



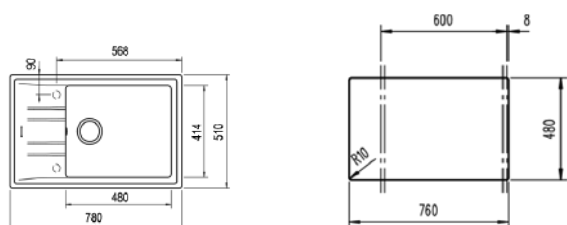
BASKET VALVE DECORATIVE LID
REF: 40199510
EAN: 8421152113806



NEW

STONE 60 S-TG 1B 1D AUTO
MAESTRO

- Tegranite+ sink
- 1 bowl and 1 drainer
- High resistance surface to impacts, thermal shocks and high temperatures
- Excellent UV resistance against decoloring
- Bacteria-free surface very easy to clean
- Inset installation
- Reversible drainer
- 80% quartz and resins
- 3½" automatic basket waste with overflow and siphon
- 200 mm deep bowl
- 60 cm base unit



COLOR  Metallic Grey

Ref. 115330035 | EAN: 8434778006148

EXTERNAL DIMENSIONS Length 780mm Width 510mm Height 200mm

RECOMMENDED ACCESSORIES



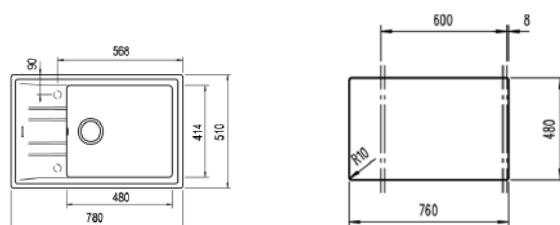
BASKET VALVE DECORATIVE LID
REF: 40199510
EAN: 8421152113806



NEW

STONE 60 S-TG 1B 1D AUTO
MAESTRO

- Tegranite+ sink
- 1 bowl and 1 drainer
- High resistance surface to impacts, thermal shocks and high temperatures
- Excellent UV resistance against decoloring
- Bacteria-free surface very easy to clean
- Inset installation
- Reversible drainer
- 80% quartz and resins
- 3½" automatic basket waste with overflow and siphon
- 200 mm deep bowl
- 60 cm base unit



COLOR  Topasbeige

Ref. 115330039 | EAN: 8434778006476

EXTERNAL DIMENSIONS Length 780mm Width 510mm Height 200mm

RECOMMENDED ACCESSORIES



BASKET VALVE DECORATIVE LID
REF: 40199510
EAN: 8421152113806

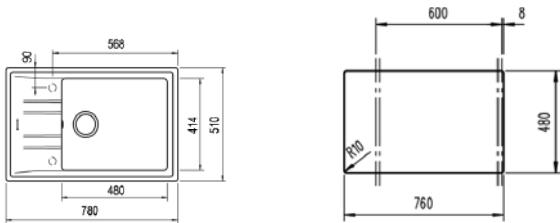
SINKS



NEW

STONE 60 S-TG 1B 1D AUTO MAESTRO

- Tegrante+ sink
- 1 bowl and 1 drainer
- High resistance surface to impacts, thermal shocks and high temperatures
- Excellent UV resistance against decoloring
- Bacteria-free surface very easy to clean
- Inset installation
- Reversible drainer
- 80% quartz and resins
- 3¹/₂" automatic basket waste with overflow and siphon
- 200 mm deep bowl
- 60 cm base unit



COLOR Sandbeige

Ref. 115330037 | EAN: 8434778006452

EXTERNAL DIMENSIONS Length 780mm Width 510mm Height 200mm

RECOMMENDED ACCESSORIES



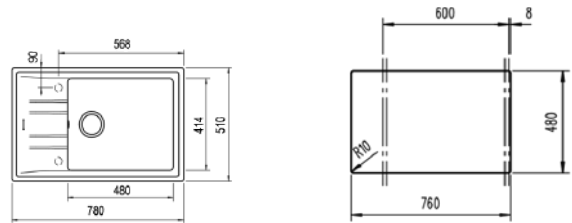
BASKET VALVE DECORATIVE LID
REF: 40199510
EAN: 8421152113806



NEW

STONE 60 S-TG 1B 1D AUTO MAESTRO

- Tegrante+ sink
- 1 bowl and 1 drainer
- High resistance surface to impacts, thermal shocks and high temperatures
- Excellent UV resistance against decoloring
- Bacteria-free surface very easy to clean
- Inset installation
- Reversible drainer
- 80% quartz and resins
- 3¹/₂" automatic basket waste with overflow and siphon
- 200 mm deep bowl
- 60 cm base unit



COLOR White

Ref. 115330040 | EAN: 8434778006483

EXTERNAL DIMENSIONS Length 780mm Width 510mm Height 200mm

RECOMMENDED ACCESSORIES



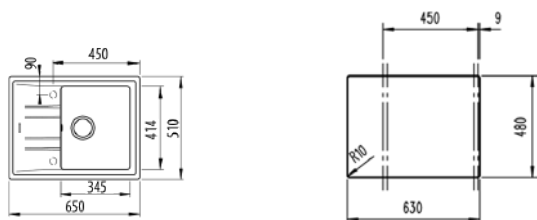
BASKET VALVE DECORATIVE LID
REF: 40199510
EAN: 8421152113806



NEW

STONE 45 S-TG 1B 1D
MAESTRO

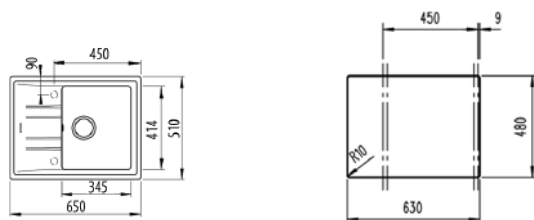
- Tegrante+ sink
- 1 bowl and 1 drainer
- High resistance surface to impacts, thermal shocks and high temperatures
- Excellent UV resistance against decoloring
- Bacteria-free surface very easy to clean
- Inset installation
- Reversible drainer
- 80% quartz and resins
- 3 1/2" manual basket waste with overflow and siphon
- 200 mm deep bowl
- 45 cm base unit



NEW

STONE 45 S-TG 1B 1D
MAESTRO

- Tegrante+ sink
- 1 bowl and 1 drainer
- High resistance surface to impacts, thermal shocks and high temperatures
- Excellent UV resistance against decoloring
- Bacteria-free surface very easy to clean
- Inset installation
- Reversible drainer
- 80% quartz and resins
- 3 1/2" manual basket waste with overflow and siphon
- 200 mm deep bowl
- 45 cm base unit



COLOR  Carbon

Ref. 115330043 | EAN: 8434778006513

EXTERNAL DIMENSIONS Length 650mm Width 510mm Height 200mm

RECOMMENDED ACCESSORIES



SOAP DISPENSER
REF: 115890012
EAN: 8434778004786



BASKET VALVE DECORATIVE LID
REF: 40199510
EAN: 8421152113806

COLOR  Metallic Black

Ref. 115330045 | EAN: 8434778006537

EXTERNAL DIMENSIONS Length 650mm Width 510mm Height 200mm

RECOMMENDED ACCESSORIES



SOAP DISPENSER
REF: 115890012
EAN: 8434778004786



BASKET VALVE DECORATIVE LID
REF: 40199510
EAN: 8421152113806

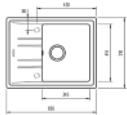
SINKS



NEW

STONE 45 S-TG 1B 1D MAESTRO

- Tegrante+ sink
- 1 bowl and 1 drainer
- High resistance surface to impacts, thermal shocks and high temperatures
- Excellent UV resistance against decoloring
- Bacteria-free surface very easy to clean
- Inset installation
- Reversible drainer
- 80% quartz and resins
- 3½" manual basket waste with overflow and siphon
- 200 mm deep bowl
- 45 cm base unit



COLOR  Dark Grey

Ref. 115330048 | EAN: 8434778006568

EXTERNAL DIMENSIONS Length 650mm Width 510mm Height 200mm

RECOMMENDED ACCESSORIES



SOAP DISPENSER
REF: 115890012
EAN: 8434778004786



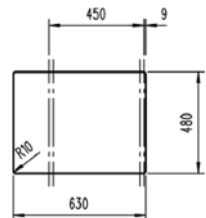
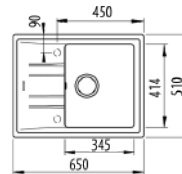
BASKET VALVE DECORATIVE LID
REF: 40199510
EAN: 8421152113806



NEW

STONE 45 S-TG 1B 1D MAESTRO

- Tegrante+ sink
- 1 bowl and 1 drainer
- High resistance surface to impacts, thermal shocks and high temperatures
- Excellent UV resistance against decoloring
- Bacteria-free surface very easy to clean
- Inset installation
- Reversible drainer
- 80% quartz and resins
- 3½" manual basket waste with overflow and siphon
- 200 mm deep bowl
- 45 cm base unit



COLOR  Metallic Grey

Ref. 115330042 | EAN: 8434778006506

EXTERNAL DIMENSIONS Length 650mm Width 510mm Height 200mm

RECOMMENDED ACCESSORIES



SOAP DISPENSER
REF: 115890012
EAN: 8434778004786



BASKET VALVE DECORATIVE LID
REF: 40199510
EAN: 8421152113806



NEW

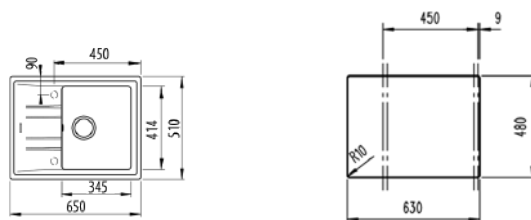
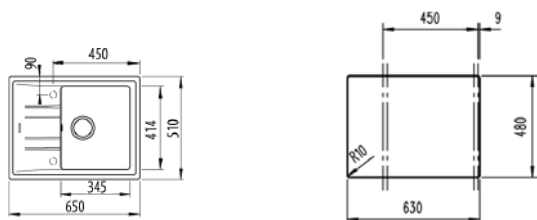
STONE 45 S-TG 1B 1D
MAESTRO

- Tegrante+ sink
- 1 bowl and 1 drainer
- High resistance surface to impacts, thermal shocks and high temperatures
- Excellent UV resistance against decoloring
- Bacteria-free surface very easy to clean
- Inset installation
- Reversible drainer
- 80% quartz and resins
- 3 1/2" manual basket waste with overflow and siphon
- 200 mm deep bowl
- 45 cm base unit

NEW

STONE 45 S-TG 1B 1D
MAESTRO

- Tegrante+ sink
- 1 bowl and 1 drainer
- High resistance surface to impacts, thermal shocks and high temperatures
- Excellent UV resistance against decoloring
- Bacteria-free surface very easy to clean
- Inset installation
- Reversible drainer
- 80% quartz and resins
- 3 1/2" manual basket waste with overflow and siphon
- 200 mm deep bowl
- 45 cm base unit



COLOR  **Topasbeige**

Ref. 115330046 | EAN: 8434778006544

EXTERNAL DIMENSIONS Length 650mm Width 510mm Height 200mm

RECOMMENDED ACCESSORIES



SOAP DISPENSER
REF: 115890012
EAN: 8434778004786



BASKET VALVE DECORATIVE LID
REF: 40199510
EAN: 8421152113806

COLOR  **Sandbeige**

Ref. 115330044 | EAN: 8434778006520

EXTERNAL DIMENSIONS Length 650mm Width 510mm Height 200mm

RECOMMENDED ACCESSORIES



SOAP DISPENSER
REF: 115890012
EAN: 8434778004786



BASKET VALVE DECORATIVE LID
REF: 40199510
EAN: 8421152113806

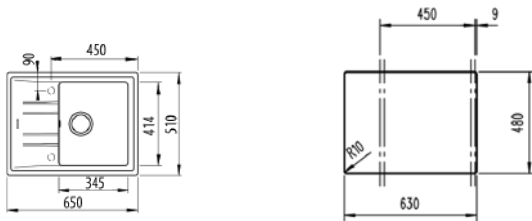
SINKS



NEW

STONE 45 S-TG 1B 1D MAESTRO

- Tegrante+ sink
- 1 bowl and 1 drainer
- High resistance surface to impacts, thermal shocks and high temperatures
- Excellent UV resistance against decoloring
- Bacteria-free surface very easy to clean
- Inset installation
- Reversible drainer
- 80% quartz and resins
- 3¹/₂" manual basket waste with overflow and siphon
- 200 mm deep bowl
- 45 cm base unit



COLOR  White

Ref. 115330047 | EAN: 8434778006551

EXTERNAL DIMENSIONS Length 650mm Width 510mm Height 200mm

RECOMMENDED ACCESSORIES



SOAP DISPENSER
REF: 115890012
EAN: 8434778004786



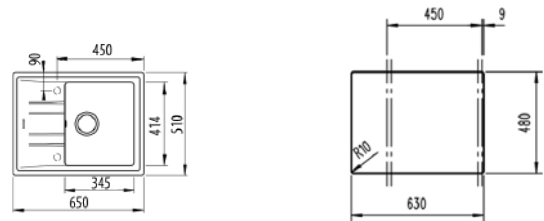
BASKET VALVE DECORATIVE LID
REF: 40199510
EAN: 8421152113806



NEW

STONE 45 S-TG 1B 1D AUTO MAESTRO

- Tegrante+ sink
- 1 bowl and 1 drainer
- High resistance surface to impacts, thermal shocks and high temperatures
- Excellent UV resistance against decoloring
- Bacteria-free surface very easy to clean
- Inset installation
- Reversible drainer
- 80% quartz and resins
- 3¹/₂" automatic basket waste with overflow and siphon
- 200 mm deep bowl
- 45 cm base unit



COLOR  Carbon

Ref. 115330050 | EAN: 8434778006582

EXTERNAL DIMENSIONS Length 650mm Width 510mm Height 200mm

RECOMMENDED ACCESSORIES



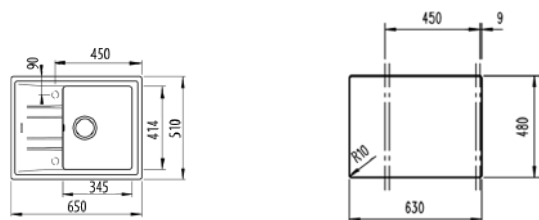
BASKET VALVE DECORATIVE LID
REF: 40199510
EAN: 8421152113806



NEW

STONE 45 S-TG 1B 1D AUTO MAESTRO

- Tegrante+ sink
- 1 bowl and 1 drainer
- High resistance surface to impacts, thermal shocks and high temperatures
- Excellent UV resistance against decoloring
- Bacteria-free surface very easy to clean
- Inset installation
- Reversible drainer
- 80% quartz and resins
- 3½" automatic basket waste with overflow and siphon
- 200 mm deep bowl
- 45 cm base unit



COLOR  Metallic Black

Ref. 115330052 | EAN: 8434778006605

EXTERNAL DIMENSIONS Length 650mm Width 510mm Height 200mm

RECOMMENDED ACCESSORIES



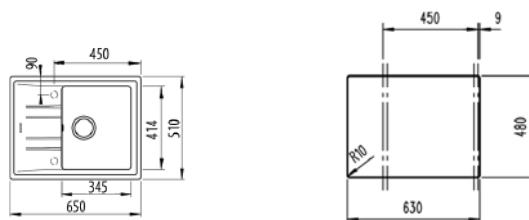
BASKET VALVE DECORATIVE LID
REF: 40199510
EAN: 8421152113806



NEW

STONE 45 S-TG 1B 1D AUTO MAESTRO

- Tegrante+ sink
- 1 bowl and 1 drainer
- High resistance surface to impacts, thermal shocks and high temperatures
- Excellent UV resistance against decoloring
- Bacteria-free surface very easy to clean
- Inset installation
- Reversible drainer
- 80% quartz and resins
- 3½" automatic basket waste with overflow and siphon
- 200 mm deep bowl
- 45 cm base unit



COLOR  Dark Grey

Ref. 115330055 | EAN: 8434778006636

EXTERNAL DIMENSIONS Length 650mm Width 510mm Height 200mm

RECOMMENDED ACCESSORIES



BASKET VALVE DECORATIVE LID
REF: 40199510
EAN: 8421152113806

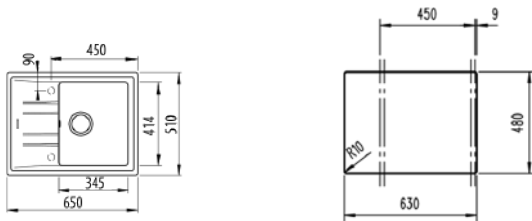
SINKS



NEW

STONE 45 S-TG 1B 1D AUTO MAESTRO


- Tegrante+ sink
- 1 bowl and 1 drainer
- High resistance surface to impacts, thermal shocks and high temperatures
- Excellent UV resistance against decoloring
- Bacteria-free surface very easy to clean
- Inset installation
- Reversible drainer
- 80% quartz and resins
- 3¹/₂" automatic basket waste with overflow and siphon
- 200 mm deep bowl
- 45 cm base unit



NEW

STONE 45 S-TG 1B 1D AUTO MAESTRO

- Tegrante+ sink
- 1 bowl and 1 drainer
- High resistance surface to impacts, thermal shocks and high temperatures
- Excellent UV resistance against decoloring
- Bacteria-free surface very easy to clean
- Inset installation
- Reversible drainer
- 80% quartz and resins
- 3¹/₂" automatic basket waste with overflow and siphon
- 200 mm deep bowl
- 45 cm base unit



COLOR  **Metallic Grey**

Ref. 115330049 | EAN: 8434778006575

EXTERNAL DIMENSIONS Length 650mm Width 510mm Height 200mm

RECOMMENDED ACCESSORIES



BASKET VALVE DECORATIVE LID
REF: 40199510
EAN: 8421152113806

COLOR  **Topasbeige**

Ref. 115330053 | EAN: 8434778006612

EXTERNAL DIMENSIONS Length 650mm Width 510mm Height 200mm

RECOMMENDED ACCESSORIES



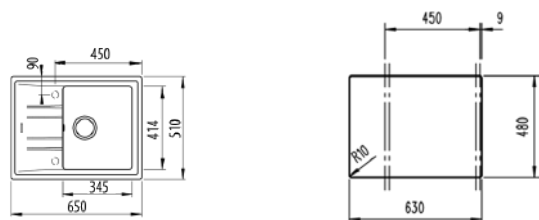
BASKET VALVE DECORATIVE LID
REF: 40199510
EAN: 8421152113806



NEW

STONE 45 S-TG 1B 1D AUTO
MAESTRO

- Tegrante+ sink
- 1 bowl and 1 drainer
- High resistance surface to impacts, thermal shocks and high temperatures
- Excellent UV resistance against decoloring
- Bacteria-free surface very easy to clean
- Inset installation
- Reversible drainer
- 80% quartz and resins
- 3½" automatic basket waste with overflow and siphon
- 200 mm deep bowl
- 45 cm base unit



COLOR  Sandbeige

Ref. 115330051 | EAN: 8434778006599

EXTERNAL DIMENSIONS Length 650mm Width 510mm Height 200mm

RECOMMENDED ACCESSORIES



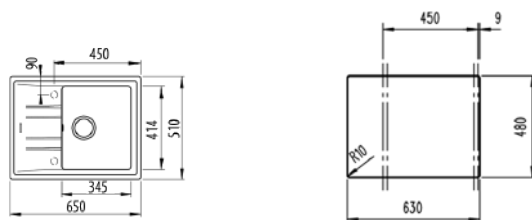
BASKET VALVE DECORATIVE LID
REF: 40199510
EAN: 8421152113806



NEW

STONE 45 S-TG 1B 1D AUTO
MAESTRO

- Tegrante+ sink
- 1 bowl and 1 drainer
- High resistance surface to impacts, thermal shocks and high temperatures
- Excellent UV resistance against decoloring
- Bacteria-free surface very easy to clean
- Inset installation
- Reversible drainer
- 80% quartz and resins
- 3½" automatic basket waste with overflow and siphon
- 200 mm deep bowl
- 45 cm base unit



COLOR  White

Ref. 115330054 | EAN: 8434778006629

EXTERNAL DIMENSIONS Length 650mm Width 510mm Height 200mm

RECOMMENDED ACCESSORIES



BASKET VALVE DECORATIVE LID
REF: 40199510
EAN: 8421152113806

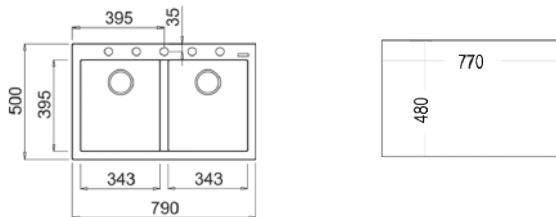
SINKS



NEW

FORSQUARE 2B 790 TG AUTO MAESTRO

- Tegrinite+ sink
- 2 bowls
- High resistance surface to impacts, thermal shocks and high temperatures
- Excellent UV resistance against decoloring
- Bacteria-free surface very easy to clean
- Inset installation
- 80% quartz and resins
- 3¹/₂" automatic basket waste with overflow and siphon
- 200 mm deep bowls
- 80 cm base unit



COLOR █ Black

Ref. 115260014 | EAN: 8434778006698

EXTERNAL DIMENSIONS Length 790mm Width 500mm Height 200mm

RECOMMENDED ACCESSORIES



SOAP DISPENSER
REF: 115890012
EAN: 8434778004786



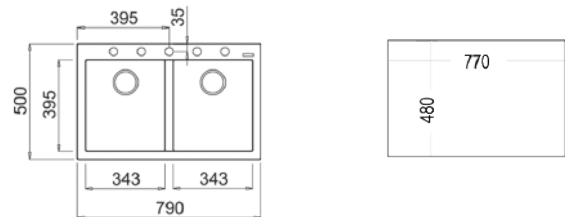
CLASSIC CUTTING BOARD
REF: 40199222
EAN: 8421152741498



NEW

FORSQUARE 2B 790 TG AUTO MAESTRO

- Tegrinite+ sink
- 2 bowls
- High resistance surface to impacts, thermal shocks and high temperatures
- Excellent UV resistance against decoloring
- Bacteria-free surface very easy to clean
- Inset installation
- 80% quartz and resins
- 3¹/₂" automatic basket waste with overflow and siphon
- 200 mm deep bowls
- 80 cm base unit



COLOR █ Stone Grey

Ref. 115260015 | EAN: 8434778006704

EXTERNAL DIMENSIONS Length 790mm Width 500mm Height 200mm

RECOMMENDED ACCESSORIES



SOAP DISPENSER
REF: 115890012
EAN: 8434778004786



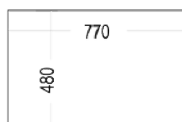
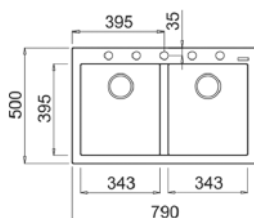
CLASSIC CUTTING BOARD
REF: 40199222
EAN: 8421152741498



NEW

FORSQUARE 2B 790 TG AUTO
MAESTRO

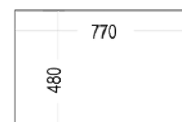
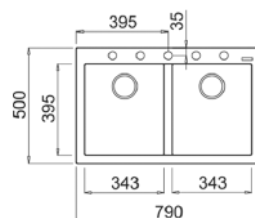
- Tegranite+ sink
- 2 bowls
- High resistance surface to impacts, thermal shocks and high temperatures
- Excellent UV resistance against decoloring
- Bacteria-free surface very easy to clean
- Inset installation
- 80% quartz and resins
- 3½" automatic basket waste with overflow and siphon
- 200 mm deep bowls
- 80 cm base unit



NEW

FORSQUARE 2B 790 TG AUTO
MAESTRO

- Tegranite+ sink
- 2 bowls
- High resistance surface to impacts, thermal shocks and high temperatures
- Excellent UV resistance against decoloring
- Bacteria-free surface very easy to clean
- Inset installation
- 80% quartz and resins
- 3½" automatic basket waste with overflow and siphon
- 200 mm deep bowls
- 80 cm base unit



COLOR  Bright Cream

Ref. 115260017 | EAN: 8434778006728

EXTERNAL DIMENSIONS Length 790mm Width 500mm Height 200mm

RECOMMENDED ACCESSORIES



SOAP DISPENSER
REF: 115890012
EAN: 8434778004786



CLASSIC CUTTING BOARD
REF: 40199222
EAN: 8421152741498

COLOR  Avena Beige

Ref. 115260016 | EAN: 8434778006711

EXTERNAL DIMENSIONS Length 790mm Width 500mm Height 200mm

RECOMMENDED ACCESSORIES



SOAP DISPENSER
REF: 115890012
EAN: 8434778004786



CLASSIC CUTTING BOARD
REF: 40199222
EAN: 8421152741498

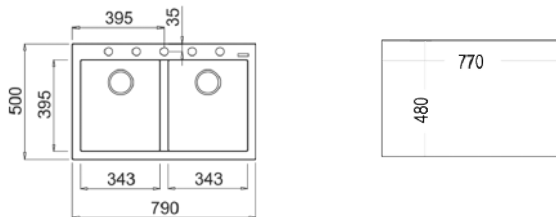
SINKS



NEW

FORSQUARE 2B 790 TG AUTO MAESTRO

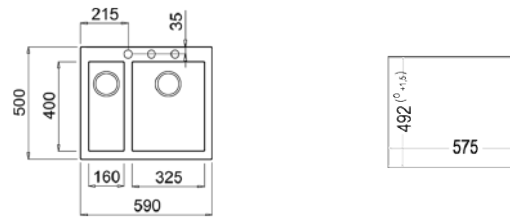
- Tegrinite+ sink
- 2 bowls
- High resistance surface to impacts, thermal shocks and high temperatures
- Excellent UV resistance against decoloring
- Bacteria-free surface very easy to clean
- Inset installation
- 80% quartz and resins
- 3 $\frac{1}{2}$ " automatic basket waste with overflow and siphon
- 200 mm deep bowls
- 80 cm base unit



NEW

FORSQUARE 2B 590 TG AUTO MAESTRO

- Tegrinite+ sink
- 2 bowls
- High resistance surface to impacts, thermal shocks and high temperatures
- Excellent UV resistance against decoloring
- Bacteria-free surface very easy to clean
- Inset installation
- 80% quartz and resins
- 3 $\frac{1}{2}$ " automatic basket waste with overflow and siphon
- 200 and 155 mm deep bowl
- 60 cm base unit



COLOR  **Artic White**

Ref. 115260018 | EAN: 8434778006735

EXTERNAL DIMENSIONS Length 790mm Width 500mm Height 200mm

RECOMMENDED ACCESSORIES



SOAP DISPENSER
REF: 115890012
EAN: 8434778004786



CLASSIC CUTTING BOARD
REF: 40199222
EAN: 8421152741498

COLOR  **Black**

Ref. 115260019 | EAN: 8434778006742

EXTERNAL DIMENSIONS Length 590mm Width 500mm Height 200mm

RECOMMENDED ACCESSORIES



SOAP DISPENSER
REF: 115890012
EAN: 8434778004786



UNIVERSAL INOX COLANDER
REF: 40199072
EAN: 8421152144237



CLASSIC CUTTING BOARD
REF: 40199222
EAN: 8421152741498



NEW

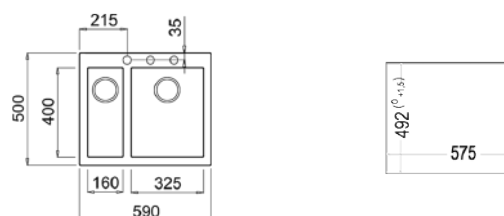
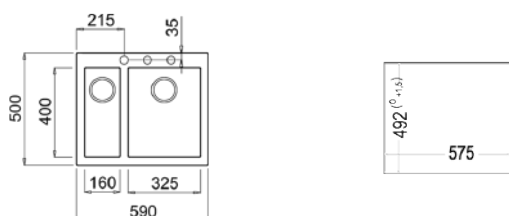
FORSQUARE 2B 590 TG AUTO
MAESTRO

- Tegranite+ sink
- 2 bowls
- High resistance surface to impacts, thermal shocks and high temperatures
- Excellent UV resistance against decoloring
- Bacteria-free surface very easy to clean
- Inset installation
- 80% quartz and resins
- 3½" automatic basket waste with overflow and siphon
- 200 and 155 mm deep bowl
- 60 cm base unit

NEW

FORSQUARE 2B 590 TG AUTO
MAESTRO

- Tegranite+ sink
- 2 bowls
- High resistance surface to impacts, thermal shocks and high temperatures
- Excellent UV resistance against decoloring
- Bacteria-free surface very easy to clean
- Inset installation
- 80% quartz and resins
- 3½" automatic basket waste with overflow and siphon
- 200 and 155 mm deep bowl
- 60 cm base unit



COLOR  Stone Grey

Ref. 115260020 | EAN: 8434778006759

EXTERNAL DIMENSIONS Length 590mm Width 500mm Height 200mm

RECOMMENDED ACCESSORIES



SOAP DISPENSER
REF: 115890012
EAN: 8434778004786



UNIVERSAL INOX COLANDER
REF: 40199072
EAN: 8421152144237



CLASSIC CUTTING BOARD
REF: 40199222
EAN: 8421152741498

COLOR  Bright Cream

Ref. 115260022 | EAN: 8434778007015

EXTERNAL DIMENSIONS Length 590mm Width 500mm Height 200mm

RECOMMENDED ACCESSORIES



SOAP DISPENSER
REF: 115890012
EAN: 8434778004786



UNIVERSAL INOX COLANDER
REF: 40199072
EAN: 8421152144237



CLASSIC CUTTING BOARD
REF: 40199222
EAN: 8421152741498

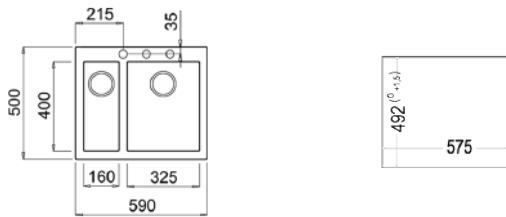
SINKS



NEW

FORSQUARE 2B 590 TG AUTO MAESTRO

- Tegrante+ sink
- 2 bowls
- High resistance surface to impacts, thermal shocks and high temperatures
- Excellent UV resistance against decoloring
- Bacteria-free surface very easy to clean
- Inset installation
- 80% quartz and resins
- 3 $\frac{1}{2}$ " automatic basket waste with overflow and siphon
- 200 and 155 mm deep bowl
- 60 cm base unit



COLOR  Avena Beige

Ref. 115260021 | EAN: 8434778007008

EXTERNAL DIMENSIONS Length 590mm Width 500mm Height 200mm

RECOMMENDED ACCESSORIES



SOAP DISPENSER
REF: 115890012
EAN: 8434778004786



UNIVERSAL INOX COLANDER
REF: 40199072
EAN: 8421152144237



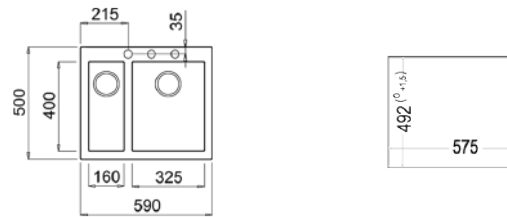
CLASSIC CUTTING BOARD
REF: 40199222
EAN: 8421152741498



NEW

FORSQUARE 2B 590 TG AUTO MAESTRO

- Tegrante+ sink
- 2 bowls
- High resistance surface to impacts, thermal shocks and high temperatures
- Excellent UV resistance against decoloring
- Bacteria-free surface very easy to clean
- Inset installation
- 80% quartz and resins
- 3 $\frac{1}{2}$ " automatic basket waste with overflow and siphon
- 200 and 155 mm deep bowl
- 60 cm base unit



COLOR  Artic White

Ref. 115260023 | EAN: 8434778007022

EXTERNAL DIMENSIONS Length 590mm Width 500mm Height 200mm

RECOMMENDED ACCESSORIES



SOAP DISPENSER
REF: 115890012
EAN: 8434778004786



UNIVERSAL INOX COLANDER
REF: 40199072
EAN: 8421152144237



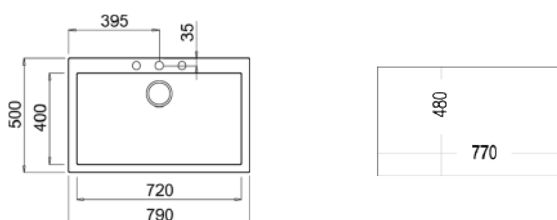
CLASSIC CUTTING BOARD
REF: 40199222
EAN: 8421152741498



NEW

FORSQUARE 72.40 TG AUTO
MAESTRO

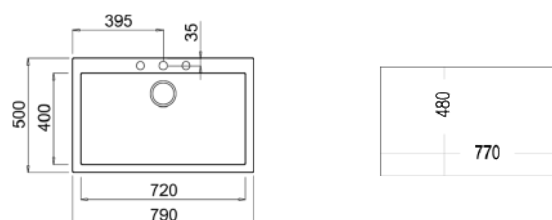
- Tegrante+ sink
- 1 bowl
- High resistance surface to impacts, thermal shocks and high temperatures
- Excellent UV resistance against decoloring
- Bacteria-free surface very easy to clean
- Inset installation
- 80% quartz and resins
- 3½" automatic basket waste with overflow and siphon
- 200 mm deep bowl
- 80 cm base unit



NEW

FORSQUARE 72.40 TG AUTO
MAESTRO

- Tegrante+ sink
- 1 bowl
- High resistance surface to impacts, thermal shocks and high temperatures
- Excellent UV resistance against decoloring
- Bacteria-free surface very easy to clean
- Inset installation
- 80% quartz and resins
- 3½" automatic basket waste with overflow and siphon
- 200 mm deep bowl
- 80 cm base unit



COLOR  Black

Ref. 115230000 | EAN: 8434778007039

EXTERNAL DIMENSIONS Length 790mm Width 500mm Height 200mm

RECOMMENDED ACCESSORIES



SOAP DISPENSER
REF: 115890012
EAN: 8434778004786



UNIVERSAL INOX COLANDER
REF: 40199072
EAN: 8421152144237



CLASSIC CUTTING BOARD
REF: 40199222
EAN: 8421152741498

COLOR  Stone Grey

Ref. 115230001 | EAN: 8434778007046

EXTERNAL DIMENSIONS Length 790mm Width 500mm Height 200mm

RECOMMENDED ACCESSORIES



SOAP DISPENSER
REF: 115890012
EAN: 8434778004786



UNIVERSAL INOX COLANDER
REF: 40199072
EAN: 8421152144237



CLASSIC CUTTING BOARD
REF: 40199222
EAN: 8421152741498

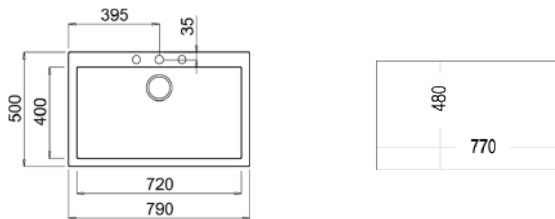
SINKS



NEW

FORSQUARE 72.40 TG AUTO MAESTRO

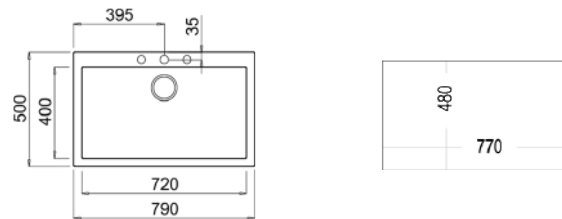
- Tegrinite+ sink
- 1 bowl
- High resistance surface to impacts, thermal shocks and high temperatures
- Excellent UV resistance against decoloring
- Bacteria-free surface very easy to clean
- Inset installation
- 80% quartz and resins
- 3¹/₂" automatic basket waste with overflow and siphon
- 200 mm deep bowl
- 80 cm base unit



NEW

FORSQUARE 72.40 TG AUTO MAESTRO

- Tegrinite+ sink
- 1 bowl
- High resistance surface to impacts, thermal shocks and high temperatures
- Excellent UV resistance against decoloring
- Bacteria-free surface very easy to clean
- Inset installation
- 80% quartz and resins
- 3¹/₂" automatic basket waste with overflow and siphon
- 200 mm deep bowl
- 80 cm base unit



COLOR  **Bright Cream**

Ref. 115230003 | EAN: 8434778007060

EXTERNAL DIMENSIONS Length 790mm Width 500mm Height 200mm

RECOMMENDED ACCESSORIES



SOAP DISPENSER
REF: 115890012
EAN: 8434778004786



UNIVERSAL INOX COLANDER
REF: 40199072
EAN: 8421152144237



CLASSIC CUTTING BOARD
REF: 40199222
EAN: 8421152741498

COLOR  **Avena Beige**

Ref. 115230002 | EAN: 8434778007053

EXTERNAL DIMENSIONS Length 790mm Width 500mm Height 200mm

RECOMMENDED ACCESSORIES



SOAP DISPENSER
REF: 115890012
EAN: 8434778004786



UNIVERSAL INOX COLANDER
REF: 40199072
EAN: 8421152144237



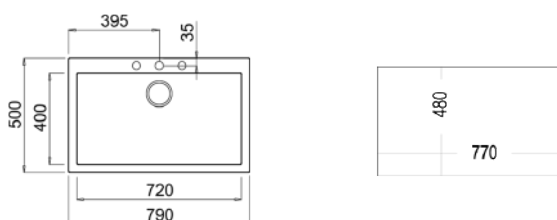
CLASSIC CUTTING BOARD
REF: 40199222
EAN: 8421152741498



NEW

FORSQUARE 72.40 TG AUTO
MAESTRO

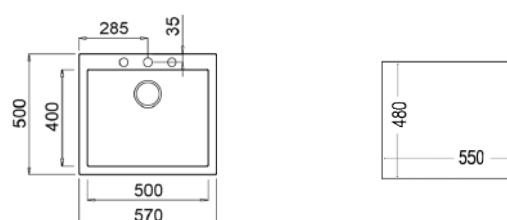
- Tegrante+ sink
- 1 bowl
- High resistance surface to impacts, thermal shocks and high temperatures
- Excellent UV resistance against decoloring
- Bacteria-free surface very easy to clean
- Inset installation
- 80% quartz and resins
- 3½" automatic basket waste with overflow and siphon
- 200 mm deep bowl
- 80 cm base unit



NEW

FORSQUARE 50.40 TG AUTO
MAESTRO

- Tegrante+ sink
- 1 bowl
- High resistance surface to impacts, thermal shocks and high temperatures
- Excellent UV resistance against decoloring
- Bacteria-free surface very easy to clean
- Inset installation
- 80% quartz and resins
- 3½" automatic basket waste with overflow and siphon
- 200 mm deep bowl
- 60 cm base unit



COLOR  **Artic White**

Ref. 115230004 | EAN: 8434778007077

EXTERNAL DIMENSIONS Length 790mm Width 500mm Height 200mm

RECOMMENDED ACCESSORIES



SOAP DISPENSER
REF: 115890012
EAN: 8434778004786



UNIVERSAL INOX COLANDER
REF: 40199072
EAN: 8421152144237



CLASSIC CUTTING BOARD
REF: 40199222
EAN: 8421152741498

COLOR  **Black**

Ref. 115230005 | EAN: 8434778007084

EXTERNAL DIMENSIONS Length 570mm Width 500mm Height 200mm

RECOMMENDED ACCESSORIES



SOAP DISPENSER
REF: 115890012
EAN: 8434778004786



UNIVERSAL INOX COLANDER
REF: 40199072
EAN: 8421152144237



CLASSIC CUTTING BOARD
REF: 40199222
EAN: 8421152741498

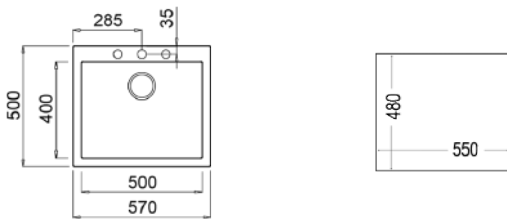
SINKS



NEW

FORSQUARE 50.40 TG AUTO MAESTRO

- Tegrante+ sink
- 1 bowl
- High resistance surface to impacts, thermal shocks and high temperatures
- Excellent UV resistance against decoloring
- Bacteria-free surface very easy to clean
- Inset installation
- 80% quartz and resins
- 3¹/₂" automatic basket waste with overflow and siphon
- 200 mm deep bowl
- 60 cm base unit



COLOR Stone Grey

Ref. 115230006 | EAN: 8434778007091

EXTERNAL DIMENSIONS Length 570mm Width 500mm Height 200mm

RECOMMENDED ACCESSORIES



SOAP DISPENSER
REF: 115890012
EAN: 8434778004786



UNIVERSAL INOX COLANDER
REF: 40199072
EAN: 8421152144237



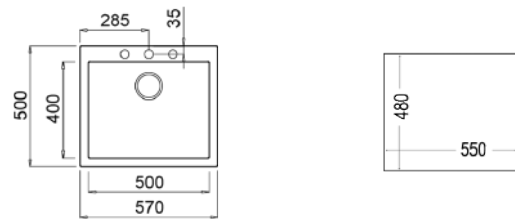
CLASSIC CUTTING BOARD
REF: 40199222
EAN: 8421152741498



NEW

FORSQUARE 50.40 TG AUTO MAESTRO

- Tegrante+ sink
- 1 bowl
- High resistance surface to impacts, thermal shocks and high temperatures
- Excellent UV resistance against decoloring
- Bacteria-free surface very easy to clean
- Inset installation
- 80% quartz and resins
- 3¹/₂" automatic basket waste with overflow and siphon
- 200 mm deep bowl
- 60 cm base unit



COLOR Bright Cream

Ref. 115230008 | EAN: 8434778007114

EXTERNAL DIMENSIONS Length 570mm Width 500mm Height 200mm

RECOMMENDED ACCESSORIES



SOAP DISPENSER
REF: 115890012
EAN: 8434778004786



UNIVERSAL INOX COLANDER
REF: 40199072
EAN: 8421152144237



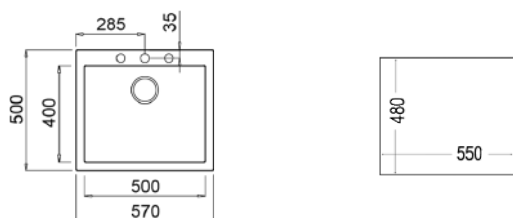
CLASSIC CUTTING BOARD
REF: 40199222
EAN: 8421152741498



NEW

FORSQUARE 50.40 TG AUTO
MAESTRO

- Tegrante+ sink
- 1 bowl
- High resistance surface to impacts, thermal shocks and high temperatures
- Excellent UV resistance against decoloring
- Bacteria-free surface very easy to clean
- Inset installation
- 80% quartz and resins
- 3½" automatic basket waste with overflow and siphon
- 200 mm deep bowl
- 60 cm base unit



COLOR  Avena Beige

Ref. 115230007 | EAN: 8434778007107

EXTERNAL DIMENSIONS Length 570mm Width 500mm Height 200mm

RECOMMENDED ACCESSORIES



SOAP DISPENSER
REF: 115890012
EAN: 8434778004786



UNIVERSAL INOX COLANDER
REF: 40199072
EAN: 8421152144237



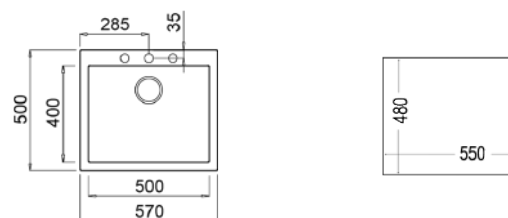
CLASSIC CUTTING BOARD
REF: 4019222
EAN: 8421152741498



NEW

FORSQUARE 50.40 TG AUTO
MAESTRO

- Tegrante+ sink
- 1 bowl
- High resistance surface to impacts, thermal shocks and high temperatures
- Excellent UV resistance against decoloring
- Bacteria-free surface very easy to clean
- Inset installation
- 80% quartz and resins
- 3½" automatic basket waste with overflow and siphon
- 200 mm deep bowl
- 60 cm base unit



COLOR  Artic White

Ref. 115230009 | EAN: 8434778007121

EXTERNAL DIMENSIONS Length 570mm Width 500mm Height 200mm

RECOMMENDED ACCESSORIES



SOAP DISPENSER
REF: 115890012
EAN: 8434778004786



UNIVERSAL INOX COLANDER
REF: 40199072
EAN: 8421152144237



CLASSIC CUTTING BOARD
REF: 4019222
EAN: 8421152741498


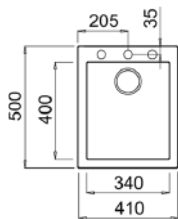
SINKS



NEW

FORSQUARE 34.40 TG AUTO MAESTRO

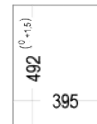
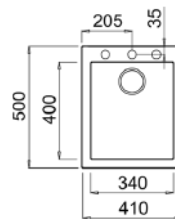
- Tegrante+ sink
- 1 bowl
- High resistance surface to impacts, thermal shocks and high temperatures
- Excellent UV resistance against decoloring
- Bacteria-free surface very easy to clean
- Inset installation
- 80% quartz and resins
- 3½" automatic basket waste with overflow and siphon
- 200 mm deep bowl
- 45 cm base unit



NEW

FORSQUARE 34.40 TG AUTO MAESTRO

- Tegrante+ sink
- 1 bowl
- High resistance surface to impacts, thermal shocks and high temperatures
- Excellent UV resistance against decoloring
- Bacteria-free surface very easy to clean
- Inset installation
- 80% quartz and resins
- 3½" automatic basket waste with overflow and siphon
- 200 mm deep bowl
- 45 cm base unit



COLOR  **Black**

Ref. 115230010 | EAN: 8434778007138

EXTERNAL DIMENSIONS Length 410mm Width 500mm Height 200mm

RECOMMENDED ACCESSORIES



SOAP DISPENSER
REF: 115890012
EAN: 8434778004786



UNIVERSAL INOX COLANDER
REF: 40199072
EAN: 8421152144237



CLASSIC CUTTING BOARD
REF: 40199222
EAN: 8421152741498

COLOR  **Stone Grey**

Ref. 115230011 | EAN: 8434778007145

EXTERNAL DIMENSIONS Length 410mm Width 500mm Height 200mm

RECOMMENDED ACCESSORIES



SOAP DISPENSER
REF: 115890012
EAN: 8434778004786



UNIVERSAL INOX COLANDER
REF: 40199072
EAN: 8421152144237



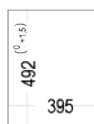
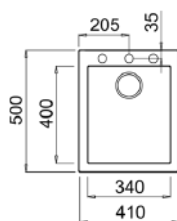
CLASSIC CUTTING BOARD
REF: 40199222
EAN: 8421152741498



NEW

FORSQUARE 34.40 TG AUTO
MAESTRO

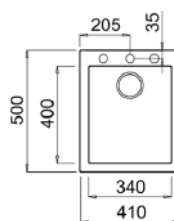
- Tegrante+ sink
- 1 bowl
- High resistance surface to impacts, thermal shocks and high temperatures
- Excellent UV resistance against decoloring
- Bacteria-free surface very easy to clean
- Inset installation
- 80% quartz and resins
- 3½" automatic basket waste with overflow and siphon
- 200 mm deep bowl
- 45 cm base unit



NEW

FORSQUARE 34.40 TG AUTO
MAESTRO

- Tegrante+ sink
- 1 bowl
- High resistance surface to impacts, thermal shocks and high temperatures
- Excellent UV resistance against decoloring
- Bacteria-free surface very easy to clean
- Inset installation
- 80% quartz and resins
- 3½" automatic basket waste with overflow and siphon
- 200 mm deep bowl
- 45 cm base unit



COLOR  **Bright Cream**

Ref. 115230013 | EAN: 8434778007169

EXTERNAL DIMENSIONS Length 410mm Width 500mm Height 200mm

RECOMMENDED ACCESSORIES



SOAP DISPENSER
REF: 115890012
EAN: 8434778004786



UNIVERSAL INOX COLANDER
REF: 40199072
EAN: 8421152144237



CLASSIC CUTTING BOARD
REF: 40199222
EAN: 8421152741498

COLOR  **Avena Beige**

Ref. 115230012 | EAN: 8434778007152

EXTERNAL DIMENSIONS Length 410mm Width 500mm Height 200mm

RECOMMENDED ACCESSORIES



SOAP DISPENSER
REF: 115890012
EAN: 8434778004786



UNIVERSAL INOX COLANDER
REF: 40199072
EAN: 8421152144237



CLASSIC CUTTING BOARD
REF: 40199222
EAN: 8421152741498


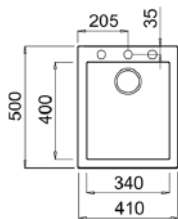
SINKS



NEW

FORSQUARE 34.40 TG AUTO MAESTRO


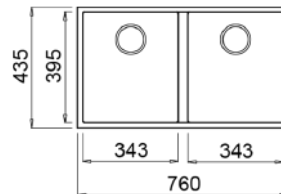
- Tegrante+ sink
- 1 bowl
- High resistance surface to impacts, thermal shocks and high temperatures
- Excellent UV resistance against decoloring
- Bacteria-free surface very easy to clean
- Inset installation
- 80% quartz and resins
- 3½" automatic basket waste with overflow and siphon
- 200 mm deep bowl
- 45 cm base unit



NEW

SQUARE 2B 760 TG MAESTRO

- Tegrante+ sink
- 2 bowls
- High resistance surface to impacts, thermal shocks and high temperatures
- Excellent UV resistance against decoloring
- Bacteria-free surface very easy to clean
- Undermount installation
- 80% quartz and resins
- 3½" manual basket waste with overflow and siphon
- 200 mm deep bowls
- 80 cm base unit



COLOR  **Artic White**

Ref. 115230014 | EAN: 8434778007176

EXTERNAL DIMENSIONS Length 410mm Width 500mm Height 200mm

RECOMMENDED ACCESSORIES



SOAP DISPENSER
REF: 115890012
EAN: 8434778004786



UNIVERSAL INOX COLANDER
REF: 40199072
EAN: 8421152144237



CLASSIC CUTTING BOARD
REF: 40199222
EAN: 8421152741498

COLOR  **Black**

Ref. 115260024 | EAN: 8434778007220

EXTERNAL DIMENSIONS Length 760mm Width 435mm Height 200mm

RECOMMENDED ACCESSORIES



SOAP DISPENSER
REF: 115890012
EAN: 8434778004786



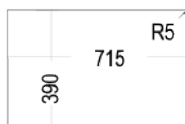
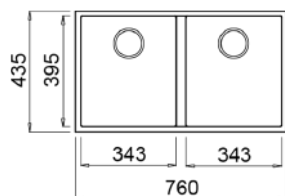
CLASSIC CUTTING BOARD
REF: 40199222
EAN: 8421152741498



NEW

SQUARE 2B 760 TG
MAESTRO

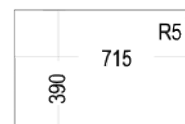
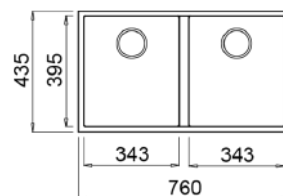
- Tegrinite+ sink
- 2 bowls
- High resistance surface to impacts, thermal shocks and high temperatures
- Excellent UV resistance against decoloring
- Bacteria-free surface very easy to clean
- Undermount installation
- 80% quartz and resins
- 3½" manual basket waste with overflow and siphon
- 200 mm deep bowls
- 80 cm base unit



NEW

SQUARE 2B 760 TG
MAESTRO

- Tegrinite+ sink
- 2 bowls
- High resistance surface to impacts, thermal shocks and high temperatures
- Excellent UV resistance against decoloring
- Bacteria-free surface very easy to clean
- Undermount installation
- 80% quartz and resins
- 3½" manual basket waste with overflow and siphon
- 200 mm deep bowls
- 80 cm base unit



COLOR  Stone Grey

Ref. 115260025 | EAN: 8434778007237

EXTERNAL DIMENSIONS Length 760mm Width 435mm Height 200mm

RECOMMENDED ACCESSORIES



SOAP DISPENSER
REF: 115890012
EAN: 8434778004786



CLASSIC CUTTING BOARD
REF: 40199222
EAN: 8421152741498

COLOR  Bright Cream

Ref. 115260027 | EAN: 8434778007251

EXTERNAL DIMENSIONS Length 760mm Width 435mm Height 200mm

RECOMMENDED ACCESSORIES



SOAP DISPENSER
REF: 115890012
EAN: 8434778004786



CLASSIC CUTTING BOARD
REF: 40199222
EAN: 8421152741498


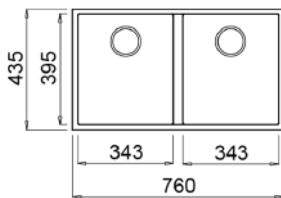
SINKS



NEW

SQUARE 2B 760 TG MAESTRO


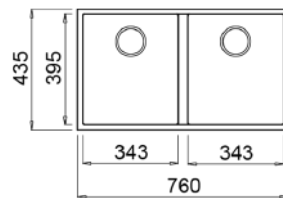
- Tegrinite+ sink
- 2 bowls
- High resistance surface to impacts, thermal shocks and high temperatures
- Excellent UV resistance against decoloring
- Bacteria-free surface very easy to clean
- Undermount installation
- 80% quartz and resins
- 3½" manual basket waste with overflow and siphon
- 200 mm deep bowls
- 80 cm base unit



NEW

SQUARE 2B 760 TG MAESTRO

- Tegrinite+ sink
- 2 bowls
- High resistance surface to impacts, thermal shocks and high temperatures
- Excellent UV resistance against decoloring
- Bacteria-free surface very easy to clean
- Undermount installation
- 80% quartz and resins
- 3½" manual basket waste with overflow and siphon
- 200 mm deep bowls
- 80 cm base unit



COLOR  Avena Beige

Ref. 115260026 | EAN: 8434778007244

EXTERNAL DIMENSIONS Length 760mm Width 435mm Height 200mm

RECOMMENDED ACCESSORIES



SOAP DISPENSER
REF: 115890012
EAN: 8434778004786



CLASSIC CUTTING BOARD
REF: 40199222
EAN: 8421152741498

COLOR  Artic White

Ref. 115260028 | EAN: 8434778007268

EXTERNAL DIMENSIONS Length 760mm Width 435mm Height 200mm

RECOMMENDED ACCESSORIES



SOAP DISPENSER
REF: 115890012
EAN: 8434778004786

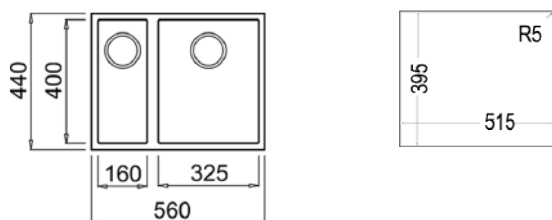


CLASSIC CUTTING BOARD
REF: 40199222
EAN: 8421152741498



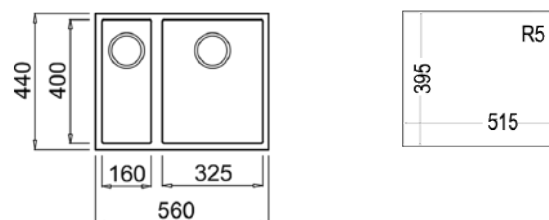
NEW
SQUARE 2B 560 TG
 MAESTRO


- Tegrante+ sink
- 2 bowls
- High resistance surface to impacts, thermal shocks and high temperatures
- Excellent UV resistance against decoloring
- Bacteria-free surface very easy to clean
- Undermount installation
- 80% quartz and resins
- 3½" manual basket waste with overflow and siphon
- 200 and 155 mm deep bowls
- 60 cm base unit



NEW
SQUARE 2B 560 TG
 MAESTRO

- Tegrante+ sink
- 2 bowls
- High resistance surface to impacts, thermal shocks and high temperatures
- Excellent UV resistance against decoloring
- Bacteria-free surface very easy to clean
- Undermount installation
- 80% quartz and resins
- 3½" manual basket waste with overflow and siphon
- 200 and 155 mm deep bowls
- 60 cm base unit



COLOR  **Black**
 Ref. 115260029 | EAN: 8434778007275

EXTERNAL DIMENSIONS Length 560mm Width 440mm Height 200mm

RECOMMENDED ACCESSORIES



SOAP DISPENSER
 REF: 115890012
 EAN: 8434778004786



UNIVERSAL INOX COLANDER
 REF: 40199072
 EAN: 8421152144237



CLASSIC CUTTING BOARD
 REF: 40199222
 EAN: 8421152741498

COLOR  **Stone Grey**
 Ref. 115260030 | EAN: 8434778007282

EXTERNAL DIMENSIONS Length 560mm Width 440mm Height 200mm

RECOMMENDED ACCESSORIES



SOAP DISPENSER
 REF: 115890012
 EAN: 8434778004786



UNIVERSAL INOX COLANDER
 REF: 40199072
 EAN: 8421152144237



CLASSIC CUTTING BOARD
 REF: 40199222
 EAN: 8421152741498

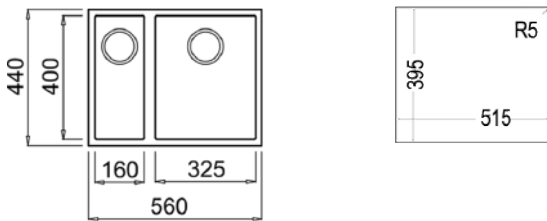
SINKS



NEW

SQUARE 2B 560 TG MAESTRO

- Tegrinite+ sink
- 2 bowls
- High resistance surface to impacts, thermal shocks and high temperatures
- Excellent UV resistance against decoloring
- Bacteria-free surface very easy to clean
- Undermount installation
- 80% quartz and resins
- 3¹/₂" manual basket waste with overflow and siphon
- 200 and 155 mm deep bowls
- 60 cm base unit



COLOR  Bright Cream

Ref. 115260032 | EAN: 8434778007305

EXTERNAL DIMENSIONS Length 560mm Width 440mm Height 200mm

RECOMMENDED ACCESSORIES



SOAP DISPENSER
REF: 115890012
EAN: 8434778004786



UNIVERSAL INOX COLANDER
REF: 40199072
EAN: 8421152144237



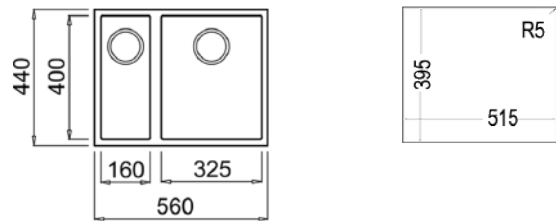
CLASSIC CUTTING BOARD
REF: 40199222
EAN: 8421152741498



NEW

SQUARE 2B 560 TG MAESTRO

- Tegrinite+ sink
- 2 bowls
- High resistance surface to impacts, thermal shocks and high temperatures
- Excellent UV resistance against decoloring
- Bacteria-free surface very easy to clean
- Undermount installation
- 80% quartz and resins
- 3¹/₂" manual basket waste with overflow and siphon
- 200 and 155 mm deep bowls
- 60 cm base unit



COLOR  Avena Beige

Ref. 115260031 | EAN: 8434778007299

EXTERNAL DIMENSIONS Length 560mm Width 440mm Height 200mm

RECOMMENDED ACCESSORIES



SOAP DISPENSER
REF: 115890012
EAN: 8434778004786



UNIVERSAL INOX COLANDER
REF: 40199072
EAN: 8421152144237



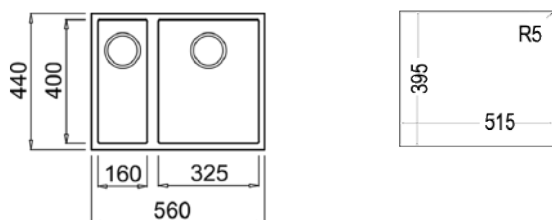
CLASSIC CUTTING BOARD
REF: 40199222
EAN: 8421152741498



NEW

SQUARE 2B 560 TG
MAESTRO

- Tegrante+ sink
- 2 bowls
- High resistance surface to impacts, thermal shocks and high temperatures
- Excellent UV resistance against decoloring
- Bacteria-free surface very easy to clean
- Undermount installation
- 80% quartz and resins
- 3½" manual basket waste with overflow and siphon
- 200 and 155 mm deep bowls
- 60 cm base unit



COLOR  Artic White

Ref. 115260033 | EAN: 8434778007312

EXTERNAL DIMENSIONS Length 560mm Width 440mm Height 200mm

RECOMMENDED ACCESSORIES



SOAP DISPENSER
REF: 115890012
EAN: 8434778004786



UNIVERSAL INOX COLANDER
REF: 40199072
EAN: 8421152144237



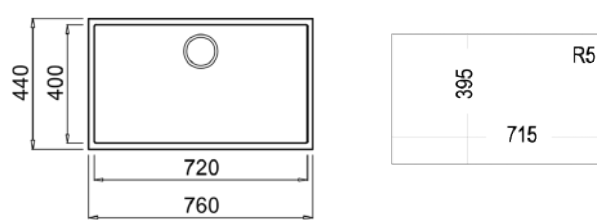
CLASSIC CUTTING BOARD
REF: 40199222
EAN: 8421152741498



NEW

SQUARE 72.40 TG
MAESTRO

- Tegrante+ sink
- 1 bowl
- High resistance surface to impacts, thermal shocks and high temperatures
- Excellent UV resistance against decoloring
- Bacteria-free surface very easy to clean
- Undermount installation
- 80% quartz and resins
- 3½" manual basket waste with overflow and siphon
- 200 mm deep bowl
- 80 cm base unit



COLOR  Black

Ref. 115230015 | EAN: 8434778007329

EXTERNAL DIMENSIONS Length 760mm Width 440mm Height 200mm

RECOMMENDED ACCESSORIES



CLASSIC CUTTING BOARD
REF: 40199222
EAN: 8421152741498



SOAP DISPENSER
REF: 115890012
EAN: 8434778004786



UNIVERSAL INOX COLANDER
REF: 40199072
EAN: 8421152144237

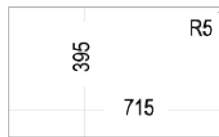
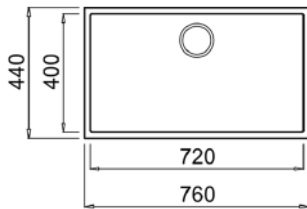
SINKS



NEW

SQUARE 72.40 TG MAESTRO

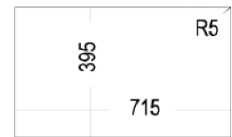
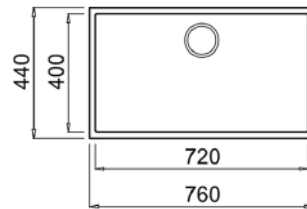
- Tegrinite+ sink
- 1 bowl
- High resistance surface to impacts, thermal shocks and high temperatures
- Excellent UV resistance against decoloring
- Bacteria-free surface very easy to clean
- Undermount installation
- 80% quartz and resins
- 3½" manual basket waste with overflow and siphon
- 200 mm deep bowl
- 80 cm base unit



NEW

SQUARE 72.40 TG MAESTRO

- Tegrinite+ sink
- 1 bowl
- High resistance surface to impacts, thermal shocks and high temperatures
- Excellent UV resistance against decoloring
- Bacteria-free surface very easy to clean
- Undermount installation
- 80% quartz and resins
- 3½" manual basket waste with overflow and siphon
- 200 mm deep bowl
- 80 cm base unit



COLOR Stone Grey

Ref. 115230016 | EAN: 8434778007336

EXTERNAL DIMENSIONS Length 760mm Width 440mm Height 200mm

RECOMMENDED ACCESSORIES



CLASSIC CUTTING BOARD
REF: 40199222
EAN: 8421152741498



SOAP DISPENSER
REF: 115890012
EAN: 8434778004786



UNIVERSAL INOX COLANDER
REF: 40199072
EAN: 8421152144237

COLOR Bright Cream

Ref. 115230018 | EAN: 8434778007350

EXTERNAL DIMENSIONS Length 760mm Width 440mm Height 200mm

RECOMMENDED ACCESSORIES



CLASSIC CUTTING BOARD
REF: 40199222
EAN: 8421152741498



SOAP DISPENSER
REF: 115890012
EAN: 8434778004786




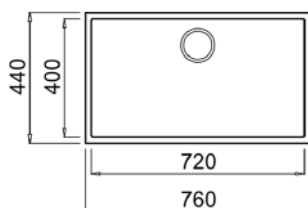
UNIVERSAL INOX COLANDER
REF: 40199072
EAN: 8421152144237



NEW

SQUARE 72.40 TG
MAESTRO


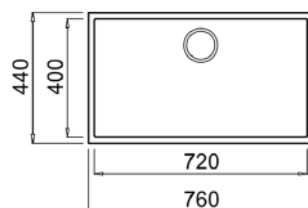
- Tegrante+ sink
- 1 bowl
- High resistance surface to impacts, thermal shocks and high temperatures
- Excellent UV resistance against decoloring
- Bacteria-free surface very easy to clean
- Undermount installation
- 80% quartz and resins
- 3½" manual basket waste with overflow and siphon
- 200 mm deep bowl
- 80 cm base unit



NEW

SQUARE 72.40 TG
MAESTRO

- Tegrante+ sink
- 1 bowl
- High resistance surface to impacts, thermal shocks and high temperatures
- Excellent UV resistance against decoloring
- Bacteria-free surface very easy to clean
- Undermount installation
- 80% quartz and resins
- 3½" manual basket waste with overflow and siphon
- 200 mm deep bowl
- 80 cm base unit



COLOR  Avena Beige

Ref. 115230017 | EAN: 8434778007343

EXTERNAL DIMENSIONS Length 760mm Width 440mm Height 200mm

RECOMMENDED ACCESSORIES



CLASSIC CUTTING BOARD
REF: 40199222
EAN: 8421152741498



SOAP DISPENSER
REF: 115890012
EAN: 8434778004786



UNIVERSAL INOX COLANDER
REF: 40199072
EAN: 8421152144237

COLOR  Artic White

Ref. 115230019 | EAN: 8434778007367

EXTERNAL DIMENSIONS Length 760mm Width 440mm Height 200mm

RECOMMENDED ACCESSORIES



CLASSIC CUTTING BOARD
REF: 40199222
EAN: 8421152741498



SOAP DISPENSER
REF: 115890012
EAN: 8434778004786



UNIVERSAL INOX COLANDER
REF: 40199072
EAN: 8421152144237

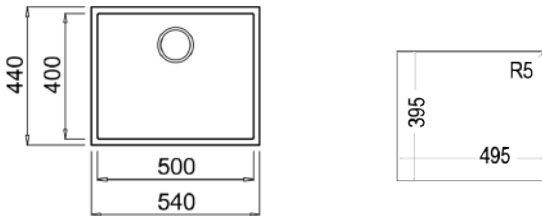
SINKS



NEW

SQUARE 50.40 TG MAESTRO

- Tegrante+ sink
- 1 bowl
- High resistance surface to impacts, thermal shocks and high temperatures
- Excellent UV resistance against decoloring
- Bacteria-free surface very easy to clean
- Undermount installation
- 80% quartz and resins
- 3½" manual basket waste with overflow and siphon
- 200 mm deep bowl
- 60 cm base unit



COLOR ■ Black

Ref. 115230020 | EAN: 8434778007374

EXTERNAL DIMENSIONS Length 540mm Width 440mm Height 200mm

RECOMMENDED ACCESSORIES



SOAP DISPENSER
REF: 115890012
EAN: 8434778004786



UNIVERSAL INOX COLANDER
REF: 40199072
EAN: 8421152144237



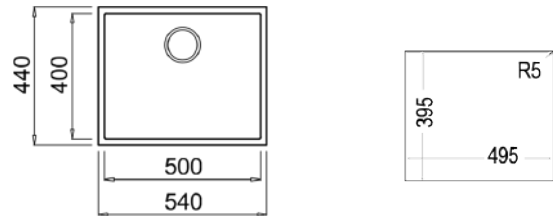
CLASSIC CUTTING BOARD
REF: 40199222
EAN: 8421152741498



NEW

SQUARE 50.40 TG MAESTRO

- Tegrante+ sink
- 1 bowl
- High resistance surface to impacts, thermal shocks and high temperatures
- Excellent UV resistance against decoloring
- Bacteria-free surface very easy to clean
- Undermount installation
- 80% quartz and resins
- 3½" manual basket waste with overflow and siphon
- 200 mm deep bowl
- 60 cm base unit



COLOR ■ Stone Grey

Ref. 115230021 | EAN: 8434778007381

EXTERNAL DIMENSIONS Length 540mm Width 440mm Height 200mm

RECOMMENDED ACCESSORIES



SOAP DISPENSER
REF: 115890012
EAN: 8434778004786



UNIVERSAL INOX COLANDER
REF: 40199072
EAN: 8421152144237



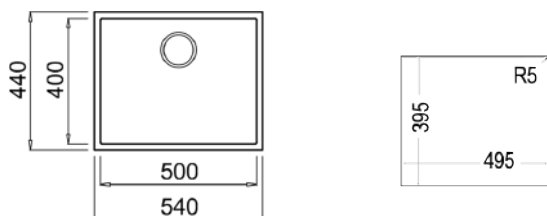
CLASSIC CUTTING BOARD
REF: 40199222
EAN: 8421152741498



NEW

SQUARE 50.40 TG
MAESTRO

- Tegrante+ sink
- 1 bowl
- High resistance surface to impacts, thermal shocks and high temperatures
- Excellent UV resistance against decoloring
- Bacteria-free surface very easy to clean
- Undermount installation
- 80% quartz and resins
- 3½" manual basket waste with overflow and siphon
- 200 mm deep bowl
- 60 cm base unit



COLOR  Bright Cream

Ref. 115230023 | EAN: 8434778007404

EXTERNAL DIMENSIONS Length 540mm Width 440mm Height 200mm

RECOMMENDED ACCESSORIES



SOAP DISPENSER
REF: 115890012
EAN: 8434778004786



UNIVERSAL INOX COLANDER
REF: 40199072
EAN: 8421152144237



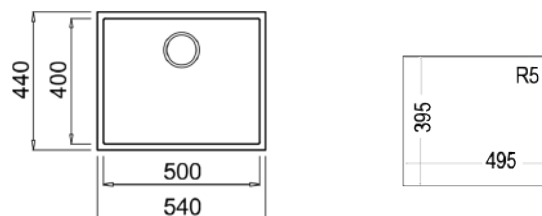
CLASSIC CUTTING BOARD
REF: 40199222
EAN: 8421152741498



NEW

SQUARE 50.40 TG
MAESTRO

- Tegrante+ sink
- 1 bowl
- High resistance surface to impacts, thermal shocks and high temperatures
- Excellent UV resistance against decoloring
- Bacteria-free surface very easy to clean
- Undermount installation
- 80% quartz and resins
- 3½" manual basket waste with overflow and siphon
- 200 mm deep bowl
- 60 cm base unit



COLOR  Avena Beige

Ref. 115230022 | EAN: 8434778007398

EXTERNAL DIMENSIONS Length 540mm Width 440mm Height 200mm

RECOMMENDED ACCESSORIES



SOAP DISPENSER
REF: 115890012
EAN: 8434778004786



UNIVERSAL INOX COLANDER
REF: 40199072
EAN: 8421152144237



CLASSIC CUTTING BOARD
REF: 40199222
EAN: 8421152741498

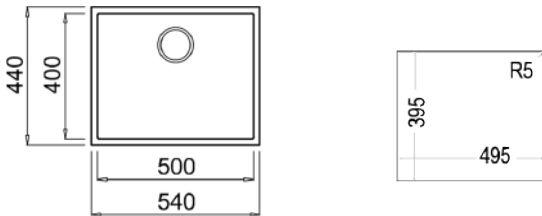
SINKS



NEW

SQUARE 50.40 TG MAESTRO

- Tegrante+ sink
- 1 bowl
- High resistance surface to impacts, thermal shocks and high temperatures
- Excellent UV resistance against decoloring
- Bacteria-free surface very easy to clean
- Undermount installation
- 80% quartz and resins
- 3½" manual basket waste with overflow and siphon
- 200 mm deep bowl
- 60 cm base unit



COLOR  **Artic White**

Ref. 115230024 | EAN: 8434778007411

EXTERNAL DIMENSIONS Length 540mm Width 440mm Height 200mm

RECOMMENDED ACCESSORIES



SOAP DISPENSER
REF: 115890012
EAN: 8434778004786



UNIVERSAL INOX COLANDER
REF: 40199072
EAN: 8421152144237



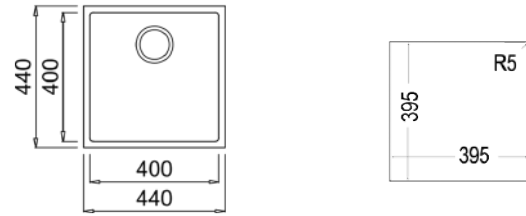
CLASSIC CUTTING BOARD
REF: 40199222
EAN: 8421152741498



NEW

SQUARE 40.40 TG MAESTRO

- Tegrante+ sink
- 1 bowl
- High resistance surface to impacts, thermal shocks and high temperatures
- Excellent UV resistance against decoloring
- Bacteria-free surface very easy to clean
- Undermount installation
- 80% quartz and resins
- 3½" manual basket waste with overflow and siphon
- 200 mm deep bowl
- 50 cm base unit



COLOR  **Black**

Ref. 115230025 | EAN: 8434778007428

EXTERNAL DIMENSIONS Length 440mm Width 440mm Height 200mm

RECOMMENDED ACCESSORIES



SOAP DISPENSER
REF: 115890012
EAN: 8434778004786



UNIVERSAL INOX COLANDER
REF: 40199072
EAN: 8421152144237



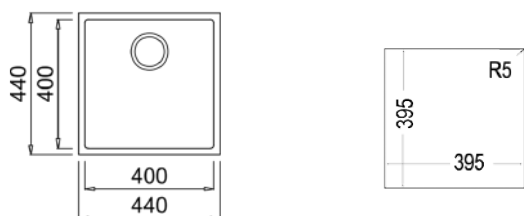
CLASSIC CUTTING BOARD
REF: 40199222
EAN: 8421152741498



NEW

SQUARE 40.40 TG
MAESTRO

- Tegranite+ sink
- 1 bowl
- High resistance surface to impacts, thermal shocks and high temperatures
- Excellent UV resistance against decoloring
- Bacteria-free surface very easy to clean
- Undermount installation
- 80% quartz and resins
- 3½" manual basket waste with overflow and siphon
- 200 mm deep bowl
- 50 cm base unit



COLOR  Stone Grey

Ref. 115230026 | EAN: 8434778007435

EXTERNAL DIMENSIONS Length 440mm Width 440mm Height 200mm

RECOMMENDED ACCESSORIES



SOAP DISPENSER
REF: 115890012
EAN: 8434778004786



UNIVERSAL INOX COLANDER
REF: 40199072
EAN: 8421152144237



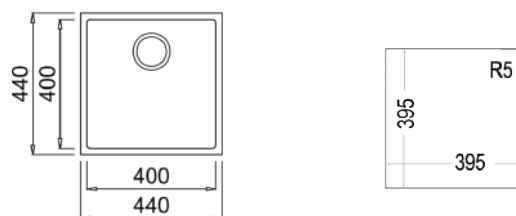
CLASSIC CUTTING BOARD
REF: 40199222
EAN: 8421152741498



NEW

SQUARE 40.40 TG
MAESTRO

- Tegranite+ sink
- 1 bowl
- High resistance surface to impacts, thermal shocks and high temperatures
- Excellent UV resistance against decoloring
- Bacteria-free surface very easy to clean
- Undermount installation
- 80% quartz and resins
- 3½" manual basket waste with overflow and siphon
- 200 mm deep bowl
- 50 cm base unit



COLOR  Bright Cream

Ref. 115230028 | EAN: 8434778007459

EXTERNAL DIMENSIONS Length 440mm Width 440mm Height 200mm

RECOMMENDED ACCESSORIES



SOAP DISPENSER
REF: 115890012
EAN: 8434778004786



UNIVERSAL INOX COLANDER
REF: 40199072
EAN: 8421152144237



CLASSIC CUTTING BOARD
REF: 40199222
EAN: 8421152741498

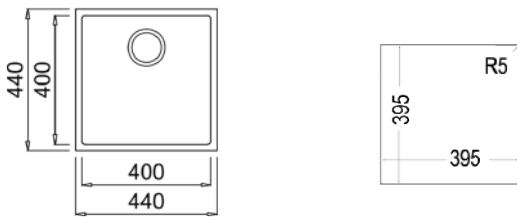
SINKS



NEW

SQUARE 40.40 TG MAESTRO

- Tegrante+ sink
- 1 bowl
- High resistance surface to impacts, thermal shocks and high temperatures
- Excellent UV resistance against decoloring
- Bacteria-free surface very easy to clean
- Undermount installation
- 80% quartz and resins
- 3½" manual basket waste with overflow and siphon
- 200 mm deep bowl
- 50 cm base unit



COLOR  Avena Beige

Ref. 115230027 | EAN: 8434778007442

EXTERNAL DIMENSIONS Length 440mm Width 440mm Height 200mm

RECOMMENDED ACCESSORIES



SOAP DISPENSER
REF: 115890012
EAN: 8434778004786



UNIVERSAL INOX COLANDER
REF: 40199072
EAN: 8421152144237



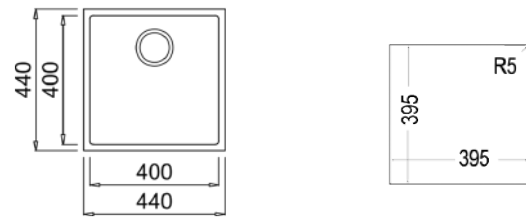
CLASSIC CUTTING BOARD
REF: 40199222
EAN: 8421152741498



NEW

SQUARE 40.40 TG MAESTRO

- Tegrante+ sink
- 1 bowl
- High resistance surface to impacts, thermal shocks and high temperatures
- Excellent UV resistance against decoloring
- Bacteria-free surface very easy to clean
- Undermount installation
- 80% quartz and resins
- 3½" manual basket waste with overflow and siphon
- 200 mm deep bowl
- 50 cm base unit



COLOR  Artic White

Ref. 115230029 | EAN: 8434778007466

EXTERNAL DIMENSIONS Length 440mm Width 440mm Height 200mm

RECOMMENDED ACCESSORIES



SOAP DISPENSER
REF: 115890012
EAN: 8434778004786



UNIVERSAL INOX COLANDER
REF: 40199072
EAN: 8421152144237




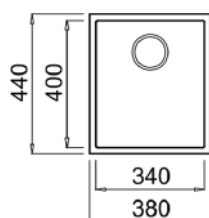
CLASSIC CUTTING BOARD
REF: 40199222
EAN: 8421152741498



NEW

SQUARE 34.40 TG
MAESTRO


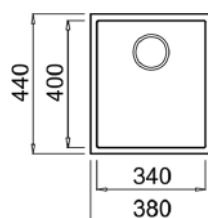
- Tegrante+ sink
- 1 bowl
- High resistance surface to impacts, thermal shocks and high temperatures
- Excellent UV resistance against decoloring
- Bacteria-free surface very easy to clean
- Undermount installation
- 80% quartz and resins
- 3½" manual basket waste with overflow and siphon
- 200 mm deep bowl
- 45 cm base unit



NEW

SQUARE 34.40 TG
MAESTRO

- Tegrante+ sink
- 1 bowl
- High resistance surface to impacts, thermal shocks and high temperatures
- Excellent UV resistance against decoloring
- Bacteria-free surface very easy to clean
- Undermount installation
- 80% quartz and resins
- 3½" manual basket waste with overflow and siphon
- 200 mm deep bowl
- 45 cm base unit



COLOR  Black

Ref. 115230030 | EAN: 8434778007473

EXTERNAL DIMENSIONS Length 380mm Width 440mm Height 200mm

RECOMMENDED ACCESSORIES



SOAP DISPENSER
REF: 115890012
EAN: 8434778004786



UNIVERSAL INOX COLANDER
REF: 40199072
EAN: 8421152144237



CLASSIC CUTTING BOARD
REF: 40199222
EAN: 8421152741498

COLOR  Stone Grey

Ref. 115230031 | EAN: 8434778007480

EXTERNAL DIMENSIONS Length 380mm Width 440mm Height 200mm

RECOMMENDED ACCESSORIES



SOAP DISPENSER
REF: 115890012
EAN: 8434778004786



UNIVERSAL INOX COLANDER
REF: 40199072
EAN: 8421152144237



CLASSIC CUTTING BOARD
REF: 40199222
EAN: 8421152741498

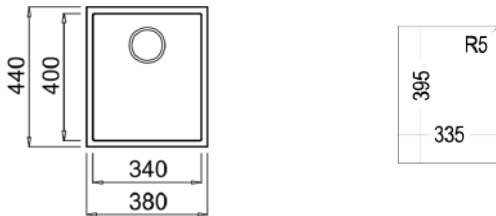
SINKS



NEW

SQUARE 34.40 TG MAESTRO

- Tegrinite+ sink
- 1 bowl
- High resistance surface to impacts, thermal shocks and high temperatures
- Excellent UV resistance against decoloring
- Bacteria-free surface very easy to clean
- Undermount installation
- 80% quartz and resins
- 3¹/₂" manual basket waste with overflow and siphon
- 200 mm deep bowl
- 45 cm base unit



COLOR  Bright Cream

Ref. 115230033 | EAN: 8434778007503

EXTERNAL DIMENSIONS Length 380mm Width 440mm Height 200mm

RECOMMENDED ACCESSORIES



SOAP DISPENSER
REF: 115890012
EAN: 8434778004786



UNIVERSAL INOX COLANDER
REF: 40199072
EAN: 8421152144237



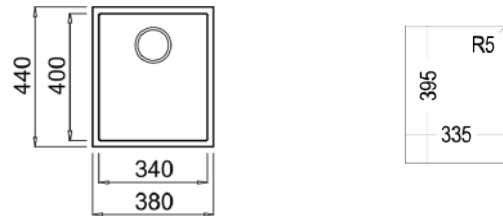
CLASSIC CUTTING BOARD
REF: 40199222
EAN: 8421152741498



NEW

SQUARE 34.40 TG MAESTRO

- Tegrinite+ sink
- 1 bowl
- High resistance surface to impacts, thermal shocks and high temperatures
- Excellent UV resistance against decoloring
- Bacteria-free surface very easy to clean
- Undermount installation
- 80% quartz and resins
- 3¹/₂" manual basket waste with overflow and siphon
- 200 mm deep bowl
- 45 cm base unit



COLOR  Avena Beige

Ref. 115230032 | EAN: 8434778007497

EXTERNAL DIMENSIONS Length 380mm Width 440mm Height 200mm

RECOMMENDED ACCESSORIES



SOAP DISPENSER
REF: 115890012
EAN: 8434778004786



UNIVERSAL INOX COLANDER
REF: 40199072
EAN: 8421152144237



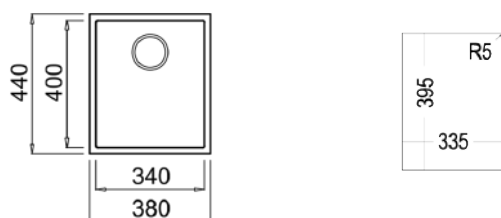
CLASSIC CUTTING BOARD
REF: 40199222
EAN: 8421152741498



NEW

SQUARE 34.40 TG
MAESTRO

- Tegranite+ sink
- 1 bowl
- High resistance surface to impacts, thermal shocks and high temperatures
- Excellent UV resistance against decoloring
- Bacteria-free surface very easy to clean
- Undermount installation
- 80% quartz and resins
- 3½" manual basket waste with overflow and siphon
- 200 mm deep bowl
- 45 cm base unit



COLOR  Artic White

Ref. 115230034 | EAN: 8434778007510

EXTERNAL DIMENSIONS Length 380mm Width 440mm Height 200mm

RECOMMENDED ACCESSORIES



SOAP DISPENSER
REF: 115890012
EAN: 8434778004786



UNIVERSAL INOX COLANDER
REF: 40199072
EAN: 8421152144237



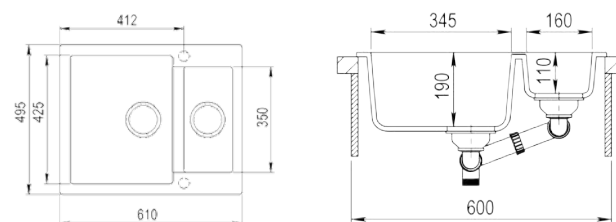
CLASSIC CUTTING BOARD
REF: 40199222
EAN: 8421152741498



NEW

CLIVO 60 S-TQ 1½B AUTO
EASY

- Tequartz sink
- 1 bowl and 1 auxiliary bowl
- Excellent UV resistance against decoloring
- Bacteria-free surface very easy to clean
- Inset installation
- Reversible drainer
- 3½" automatic basket waste with overflow and siphon
- 190 and 110 mm deep bowls
- 60 cm base unit



COLOR  Onyx black

Ref. 40148030 | EAN: 8421152147986

EXTERNAL DIMENSIONS Length 495mm Width 610mm Height 200mm

RECOMMENDED ACCESSORIES



BASKET VALVE DECORATIVE LID
REF: 40199510
EAN: 8421152113806

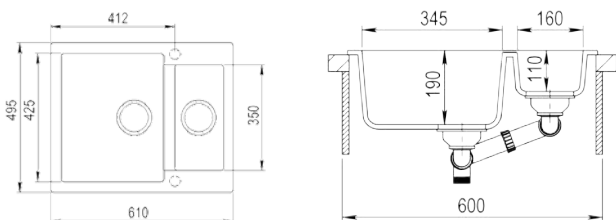
SINKS



NEW

CLIVO 60 S-TQ 1¹/₂B AUTO EASY

- Tequartz sink
- 1 bowl and 1 auxiliary bowl
- Excellent UV resistance against decoloring
- Bacteria-free surface very easy to clean
- Inset installation
- Reversible drainer
- 3¹/₂" automatic basket waste with overflow and siphon
- 190 and 110 mm deep bowls
- 60 cm base unit



COLOR  **Alugraumetallic**

Ref. 40148031 | EAN: 8421152147993

EXTERNAL DIMENSIONS Length 495mm Width 610mm Height 200mm

RECOMMENDED ACCESSORIES



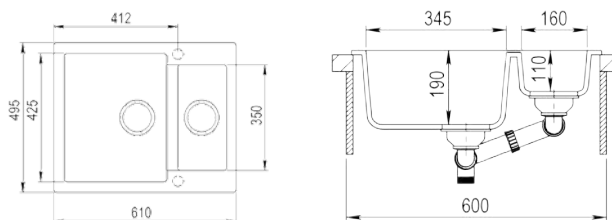
BASKET VALVE DECORATIVE LID
REF: 40199510
EAN: 8421152113806



NEW

CLIVO 60 S-TQ 1¹/₂B AUTO EASY

- Tequartz sink
- 1 bowl and 1 auxiliary bowl
- Excellent UV resistance against decoloring
- Bacteria-free surface very easy to clean
- Inset installation
- Reversible drainer
- 3¹/₂" automatic basket waste with overflow and siphon
- 190 and 110 mm deep bowls
- 60 cm base unit



COLOR  **Topasbeige**

Ref. 40148032 | EAN: 8421152148006

EXTERNAL DIMENSIONS Length 495mm Width 610mm Height 200mm

RECOMMENDED ACCESSORIES



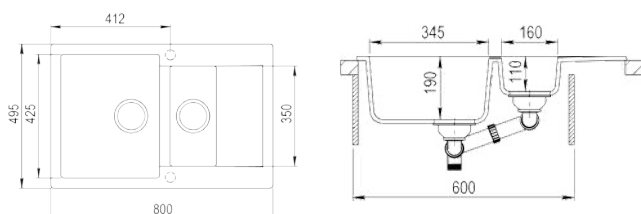
BASKET VALVE DECORATIVE LID
REF: 40199510
EAN: 8421152113806



NEW

CLIVO 60 B-TQ 1½B 1D AUTO EASY

- Tequartz sink
- 1 bowl, 1 auxiliary bowl and 1 drainer
- Excellent UV resistance against decoloring
- Bacteria-free surface very easy to clean
- Inset installation
- Reversible drainer
- 3½" automatic basket waste with overflow and siphon
- 190 and 110 mm deep bowls
- 60 cm base unit



COLOR  Onyx black

Ref. 40148020 | EAN: 8421152136720

EXTERNAL DIMENSIONS Length 495mm Width 800mm Height 200mm

RECOMMENDED ACCESSORIES



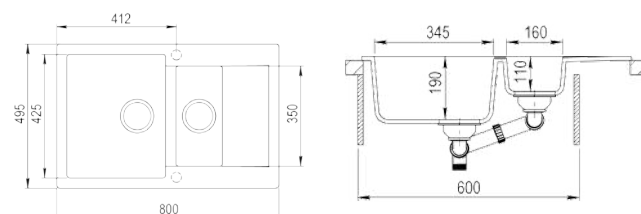
BASKET VALVE DECORATIVE LID
REF: 40199510
EAN: 8421152113806



NEW

CLIVO 60 B-TQ 1½B 1D AUTO EASY

- Tequartz sink
- 1 bowl, 1 auxiliary bowl and 1 drainer
- Excellent UV resistance against decoloring
- Bacteria-free surface very easy to clean
- Inset installation
- Reversible drainer
- 3½" automatic basket waste with overflow and siphon
- 190 and 110 mm deep bowls
- 60 cm base unit



COLOR  Alugra metallic

Ref. 40148021 | EAN: 8421152136737

EXTERNAL DIMENSIONS Length 495mm Width 800mm Height 200mm

RECOMMENDED ACCESSORIES



BASKET VALVE DECORATIVE LID
REF: 40199510
EAN: 8421152113806

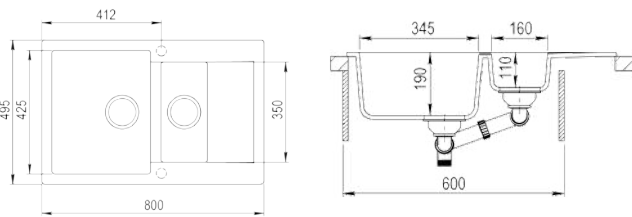
SINKS



NEW

CLIVO 60 B-TQ 1¹/₂B 1D AUTO EASY

- Tequartz sink
- 1 bowl, 1 auxiliary bowl and 1 drainer
- Excellent UV resistance against decoloring
- Bacteria-free surface very easy to clean
- Inset installation
- Reversible drainer
- 3¹/₂" automatic basket waste with overflow and siphon
- 190 and 110 mm deep bowls
- 60 cm base unit



COLOR Topasbeige

Ref. 40148022 | EAN: 8421152136744

EXTERNAL DIMENSIONS Length 495mm Width 800mm Height 200mm

RECOMMENDED ACCESSORIES



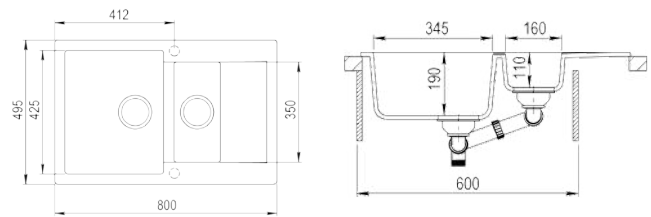
BASKET VALVE DECORATIVE LID
REF: 40199510
EAN: 8421152113806



NEW

CLIVO 60 B-TQ 1¹/₂B 1D AUTO EASY

- Tequartz sink
- 1 bowl, 1 auxiliary bowl and 1 drainer
- Excellent UV resistance against decoloring
- Bacteria-free surface very easy to clean
- Inset installation
- Reversible drainer
- 3¹/₂" automatic basket waste with overflow and siphon
- 190 and 110 mm deep bowls
- 60 cm base unit



COLOR Dune Beige

Ref. 40148023 | EAN: 8421152158999

EXTERNAL DIMENSIONS Length 495mm Width 800mm Height 200mm

RECOMMENDED ACCESSORIES



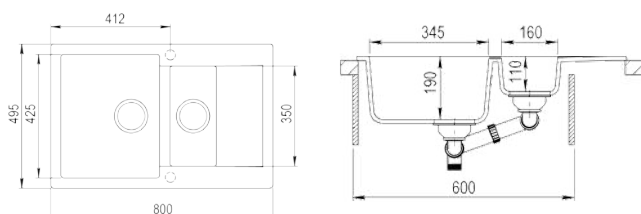
BASKET VALVE DECORATIVE LID
REF: 40199510
EAN: 8421152113806



NEW

CLIVO 60 B-TQ 1½B 1D AUTO EASY

- Tequartz sink
- 1 bowl, 1 auxiliary bowl and 1 drainer
- Excellent UV resistance against decoloring
- Bacteria-free surface very easy to clean
- Inset installation
- Reversible drainer
- 3½" automatic basket waste with overflow and siphon
- 190 and 110 mm deep bowls
- 60 cm base unit



COLOR  Marble White

Ref. 40148024 | EAN: 8421152159002

EXTERNAL DIMENSIONS Length 495mm Width 800mm Height 200mm

RECOMMENDED ACCESSORIES



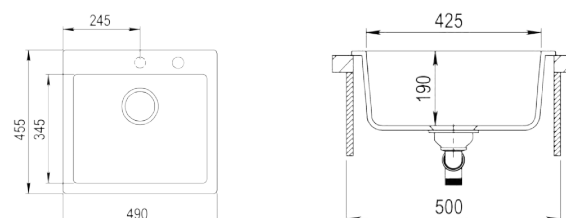
BASKET VALVE DECORATIVE LID
REF: 40199510
EAN: 8421152113806



NEW

CLIVO 50 S-TQ 1B AUTO EASY

- Tequartz sink
- 1 bowl
- Excellent UV resistance against decoloring
- Bacteria-free surface very easy to clean
- Inset installation
- 3½" automatic basket waste with overflow and siphon
- 190 deep bowl
- 50 cm base unit



COLOR  Onyx black

Ref. 40148010 | EAN: 8421152147955

EXTERNAL DIMENSIONS Length 455mm Width 490mm Height 200mm

RECOMMENDED ACCESSORIES



BASKET VALVE DECORATIVE LID
REF: 40199510
EAN: 8421152113806

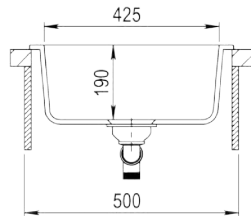
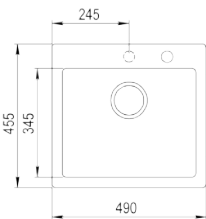
SINKS



NEW

CLIVO 50 S-TQ 1B AUTO EASY

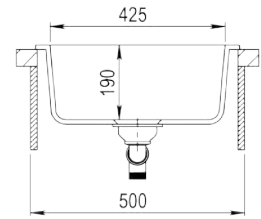
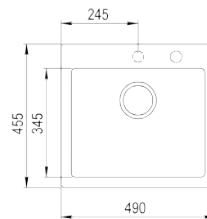
- Tequartz sink
- 1 bowl
- Excellent UV resistance against decoloring
- Bacteria-free surface very easy to clean
- Inset installation
- 3¹/₂" automatic basket waste with overflow and siphon
- 190 deep bowl
- 50 cm base unit



NEW

CLIVO 50 S-TQ 1B AUTO EASY

- Tequartz sink
- 1 bowl
- Excellent UV resistance against decoloring
- Bacteria-free surface very easy to clean
- Inset installation
- 3¹/₂" automatic basket waste with overflow and siphon
- 190 deep bowl
- 50 cm base unit



COLOR  **Alugra metallic**

Ref. 40148011 | EAN: 8421152147962

EXTERNAL DIMENSIONS Length 455mm Width 490mm Height 200mm

RECOMMENDED ACCESSORIES



BASKET VALVE DECORATIVE LID
REF: 40199510
EAN: 8421152113806

COLOR  **Topas beige**

Ref. 40148012 | EAN: 8421152147979

EXTERNAL DIMENSIONS Length 455mm Width 490mm Height 200mm

RECOMMENDED ACCESSORIES



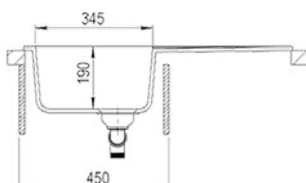
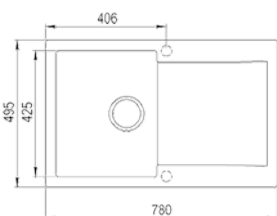
BASKET VALVE DECORATIVE LID
REF: 40199510
EAN: 8421152113806



NEW

CLIVO 45 B-TQ 1B 1D AUTO
EASY

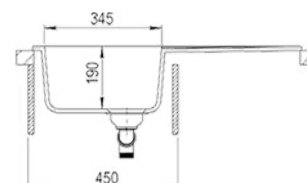
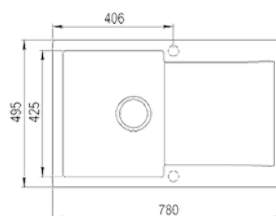
- Tequartz sink
- 1 bowl and 1 drainer
- Excellent UV resistance against decoloring
- Bacteria-free surface very easy to clean
- Inset installation
- Reversible drainer
- 3½" automatic basket waste with overflow and siphon
- 190 deep bowl
- 45 cm base unit



NEW

CLIVO 45 B-TQ 1B 1D AUTO
EASY

- Tequartz sink
- 1 bowl and 1 drainer
- Excellent UV resistance against decoloring
- Bacteria-free surface very easy to clean
- Inset installation
- Reversible drainer
- 3½" automatic basket waste with overflow and siphon
- 190 deep bowl
- 45 cm base unit



COLOR  Onyx black

Ref. 40148000 | EAN: 8421152136690

EXTERNAL DIMENSIONS Length 495mm Width 780mm Height 200mm

RECOMMENDED ACCESSORIES



BASKET VALVE DECORATIVE LID
REF: 40199510
EAN: 8421152113806

COLOR  Alugra metallic

Ref. 40148001 | EAN: 8421152136706

EXTERNAL DIMENSIONS Length 495mm Width 780mm Height 200mm

RECOMMENDED ACCESSORIES



BASKET VALVE DECORATIVE LID
REF: 40199510
EAN: 8421152113806

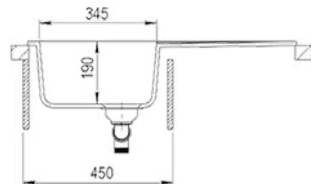
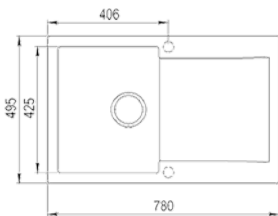
SINKS



NEW

CLIVO 45 B-TQ 1B 1D AUTO EASY

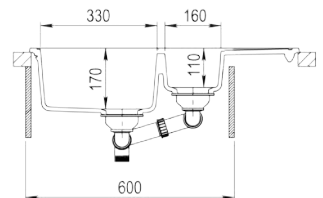
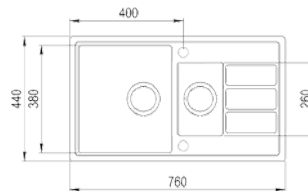
- Tequartz sink
- 1 bowl and 1 drainer
- Excellent UV resistance against decoloring
- Bacteria-free surface very easy to clean
- Inset installation
- Reversible drainer
- 3½" automatic basket waste with overflow and siphon
- 190 deep bowl
- 45 cm base unit



NEW

COMFOR 60 B-TQ 1½/2B 1D 1D AUTO EASY

- Tequartz sink
- 1 bowl, 1 auxiliary bowl and 1 drainer
- Excellent UV resistance against decoloring
- Bacteria-free surface very easy to clean
- Inset installation
- Reversible drainer
- 3½" automatic basket waste with overflow and siphon
- 170 and 95 mm deep bowls
- 60 cm base unit



COLOR  **Topasbeige**

Ref. 40148002 | EAN: 8421152136713

EXTERNAL DIMENSIONS Length 495mm Width 780mm Height 200mm

RECOMMENDED ACCESSORIES



BASKET VALVE DECORATIVE LID
REF: 40199510
EAN: 8421152113806

COLOR  **Onyx black**

Ref. 115380000 | EAN: 8434778002379

EXTERNAL DIMENSIONS Length 440mm Width 760mm Height 200mm

RECOMMENDED ACCESSORIES



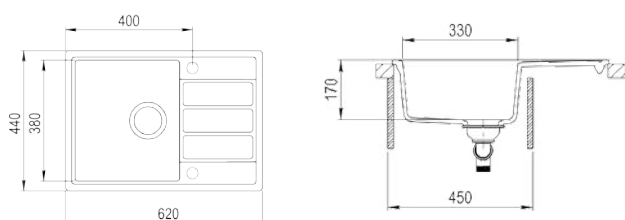
BASKET VALVE DECORATIVE LID
REF: 40199510
EAN: 8421152113806



NEW

COMFOR 45 S-TQ 1B 1D AUTO
EASY

- Tequartz sink
- 1 bowl and 1 drainer
- Excellent UV resistance against decoloring
- Bacteria-free surface very easy to clean
- Inset installation
- Reversible drainer
- 3½" automatic basket waste with overflow and siphon
- 170 deep bowl
- 45 cm base unit



COLOR  Onyx black

Ref. 115350000 | EAN: 8434778002355

EXTERNAL DIMENSIONS Length 440mm Width 620mm Height 200mm

RECOMMENDED ACCESSORIES



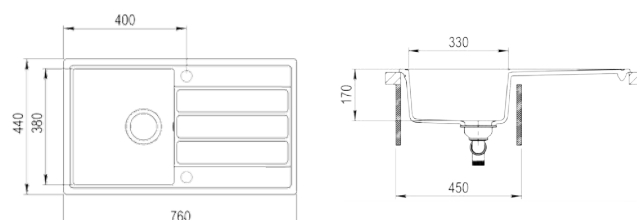
BASKET VALVE DECORATIVE LID
REF: 40199510
EAN: 8421152113806



NEW

COMFOR 45 B-TQ 1B 1D AUTO
EASY

- Tequartz sink
- 1 bowl and 1 drainer
- Excellent UV resistance against decoloring
- Bacteria-free surface very easy to clean
- Inset installation
- Reversible drainer
- 3½" automatic basket waste with overflow and siphon
- 170 deep bowl
- 45 cm base unit



COLOR  Onyx black

Ref. 115350001 | EAN: 8434778002362

EXTERNAL DIMENSIONS Length 440mm Width 760mm Height 200mm

RECOMMENDED ACCESSORIES



BASKET VALVE DECORATIVE LID
REF: 40199510
EAN: 8421152113806



Experience
true emotions



TAPS

The perfect **partner**

Sinks can be described using endless adjectives. They can be robust, elegant, powerful, etc. But, they are nothing without their counterpart: The Tap. From professional to economical ranges, Teka manufactures taps created with imagination and designs them to last. Now, enjoy your time with the perfect kitchen pair.





OPERA ICO 915, sleek stylish line

An exclusive, fresh and state-of-the-art design, focused on making an essential part of the kitchen, the tap, more functional. The revolutionary concept of open spout with its 5 aerators means a significant water saving, optimizing water flow. A tap with personality to fit the style of your kitchen and to add a professional design to it, with its striking look. Nobody will remain indifferent to this tap.



TekaPure®, Purifies water in depth

Water free of impurities, the particles will be trapped in the filter.

- ✓ **Eliminates up to 95% of unpleasant water taste and odour.**
- ✓ Removes the taste of chlorine and organic impurities.
- ✓ **Filter operating capacity: 5800 litres or 1 year.** Average water consumption per family of 4 people = 4.380 l/year (3 l/day per person).
- ✓ **Quick and easy replacement of the cartridge system.**
- ✓ The filter system takes up very little space under the sink, making it suitable for small spaces.
- ✓ Filter cartridge replacement available.
- ✓ **Filter with NSF sanitary certification.** System tested and Certified by NSF International according to ANSI/NSF Standard 42 for reduction of Chlorine Class I, taste and odour.








Overcome barriers

The best place to place the sink and the kitchen tap is in front of the window, if space permits. Opening or closing the window with a high spout tap ahead, is no longer a problem. Aura AUK 983, the single-lever retractable mixer tap from Teka, allows you to hide or extract your high spout whenever necessary so that nothing stumbles in your way. Thanks to its 2 positions, Aura offers maximum flexibility in the kitchen.

Teka ceramic discs

Longer taps life

All Teka cartridges use sintered ceramic discs with high resistance. These discs all have porous surfaces which retain grease longer, helping to achieve smoother, gentler movements which help to prolong the life of the taps. The operating gear is insulated from water giving therefore continuous lubrication.



Ceramic cartridge, Greater durability



Temperature limiter

Save the energy used to heat the water with the temperature regulator that is incorporated into the cartridge.



Water saving

The cartridge incorporates an adjustable flow gauge to save water every time you use the mixer.



Anti-Scalding

Forget about scalding caused by water at high temperatures. We take care of you and your loved ones.



* Not all taps have temperature and flow regulators in the cartridge.

KITCHEN TAPS



NEW

OPERA ICO 915 MAESTRO



- One handle kitchen tap
- Revolutionary open spout concept
- Swivel Spout
- 5 anti-scale aerators integrated in the spout
- 3/8" or 1/2" flexible inlet pipes included



NEW

SE 915 MAESTRO



- One handle kitchen tap
- Purity of natural forms
- Swivel spout
- Anti-scale aerator
- 3/8" or 1/2" flexible inlet pipes included

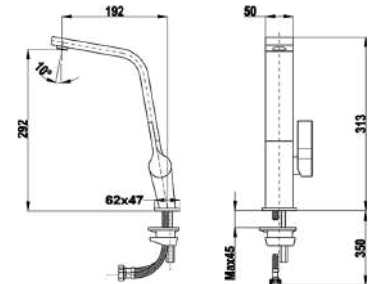
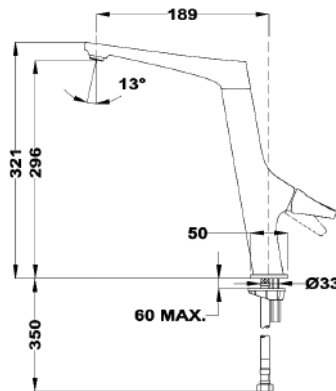
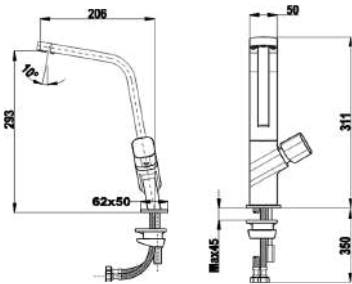


NEW

ICC 915 MAESTRO



- One handle kitchen tap
- Swivel Spout
- Anti-scale aerator integrated in the spout
- 3/8" or 1/2" flexible inlet pipes included
- Surface resistant to daily use



COLOR

Chrome

Ref. 116030009 | EAN: 8434778003024

COLOR

Chrome

Ref. 116030030 | EAN: 8434778008951

COLOR

Chrome

Ref. 116030004 | EAN: 8434778002973

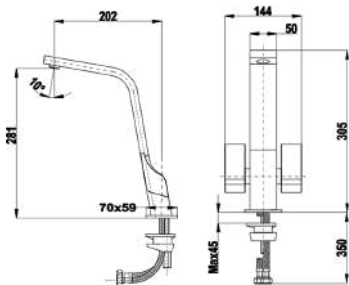


NEW

ICT 915 TOTAL



- Two handles kitchen tap
- Swivel Spout
- Anti-scale aerator integrated in the spout
- 3/8" or 1/2" flexible inlet pipes included
- Surface resistant to daily use



COLOR

Chrome

Ref. 116030010 | EAN: 8434778003031

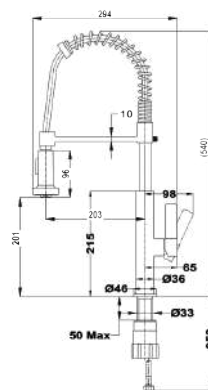


NEW

FOT 939 MAESTRO



- Professional sink mixer with swivel and flexible spout
- Hand shower with stop function. 1 function: shower
- High resistant flexible spring
- Stainless steel flexible hose reinforced with plastic for better protection and easy cleaning
- 3/8" or 1/2" flexible inlet pipes included



COLOR

Chrome

Ref. 116010002 | EAN: 8434778002812

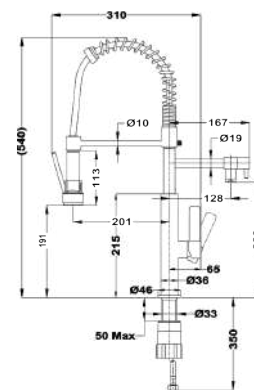


NEW

FOT 999 MAESTRO



- Professional sink mixer with swivel and flexible spout
- Hand shower with stop function. 1 function: shower
- High resistant flexible spring
- Stainless steel flexible hose reinforced with plastic for better protection and easy cleaning
- 3/8" or 1/2" flexible inlet pipes included



COLOR

Chrome

Ref. 116010003 | EAN: 8434778002836

KITCHEN TAPS

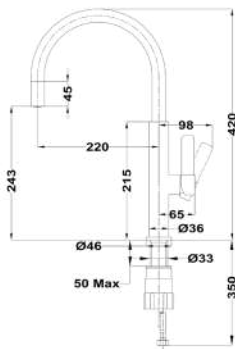


NEW

FOT 995
TOTAL



- One handle kitchen tap
- Swivel spout
- Anti-scale aerator integrated in the spout
- 3/8" flexible inlet pipes



COLOR

 **Chrome**

Ref. 116030022 | EAN: 8434778002096

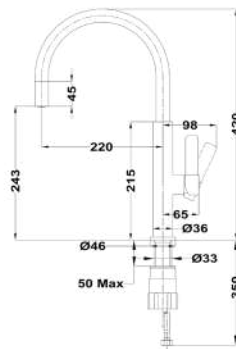


NEW

FOT 995
TOTAL



- Urban Colors Edition
- One handle kitchen tap
- Swivel spout
- Anti-scale aerator integrated in the spout
- 3/8" flexible inlet pipes



COLOR

 **White**

Ref. 116030024 | EAN: 8434778002119

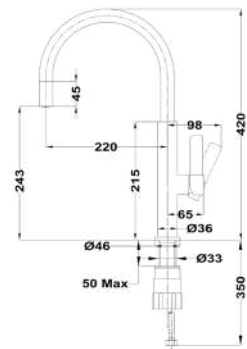


NEW

FOT 995
TOTAL



- Urban Colors Edition
- One handle kitchen tap
- Swivel spout
- Anti-scale aerator integrated in the spout
- 3/8" flexible inlet pipes



COLOR

 **Black**

Ref. 116030023 | EAN: 8434778002102

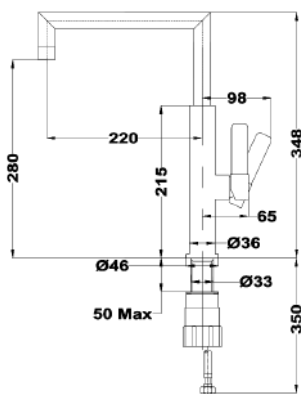


NEW

FOT 990
TOTAL



- One handle kitchen tap
- Swivel spout
- Anti-scale aerator
- 3/8" or 1/2" flexible inlet pipes included



COLOR

■ Chrome

Ref. 116030028 | EAN: 8434778003741

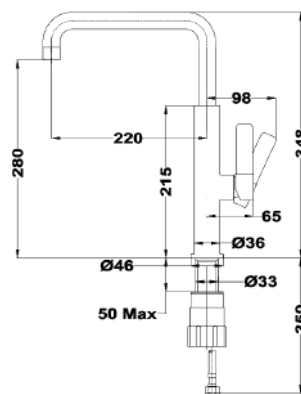


NEW

FOT 994
TOTAL



- One handle kitchen tap
- Swivel spout
- Anti-scale aerator
- 3/8" or 1/2" flexible inlet pipes included



COLOR

■ Chrome

Ref. 116030029 | EAN: 8434778003758

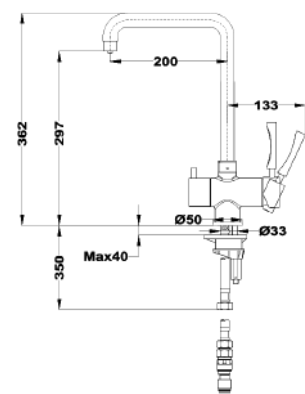


NEW

OS 229
TOTAL



- Sink mixer with filter function
- 2 independent waterways for (unfiltered and filtered water)
- Without purifier filter system
- Swivel spout
- Anti-scale aerator
- 3/8" or 1/2" flexible inlet pipes included



COLOR

■ Chrome

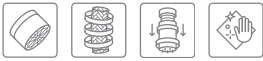
Ref. 116090000 | EAN: 8434778003185

KITCHEN TAPS

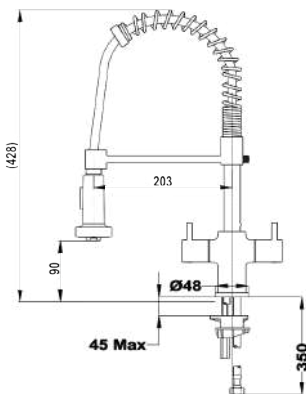


NEW

GO 939
TOTAL



- Swivel and flexible spout
- Pull-down shower 2 functions
- Anti-scale aerator
- Easy quick fixation system
- Certified flexible inlet pipes
- 3/8" or 1/2" flexible inlet pipes included



COLOR

Chrome

Ref. 116010001 | EAN: 8434778003154

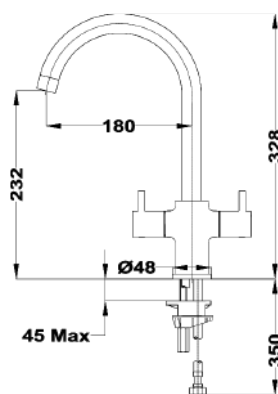


NEW

GO 915
EASY



- Two handles kitchen tap
- Swivel spout
- Anti-scale aerator
- 3/8" or 1/2" flexible inlet pipes included



COLOR

Chrome

Ref. 116030016 | EAN: 8434778003093

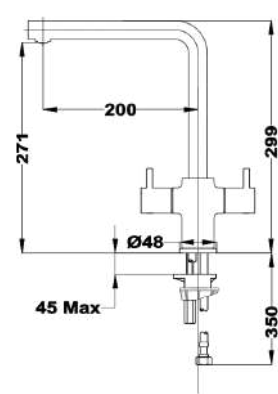


NEW

GO 914
EASY



- Two handles kitchen tap
- Swivel spout
- Anti-scale aerator
- 3/8" or 1/2" flexible inlet pipes included



COLOR

Chrome

Ref. 116030018 | EAN: 8434778003116

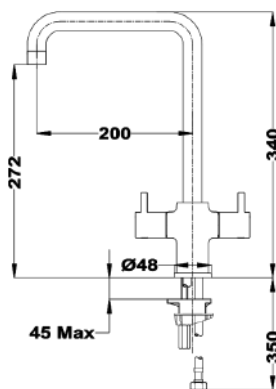


NEW

GO 994
EASY



- Two handles kitchen tap
- Swivel spout
- Anti-scale aerator
- 3/8" or 1/2" flexible inlet pipes included



COLOR

Chrome

Ref. 116030020 | EAN: 8434778003130

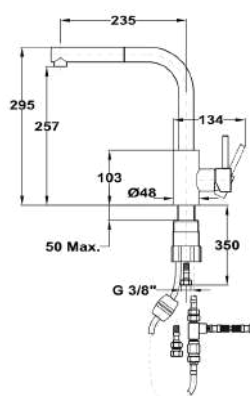


NEW

ARN 938
EASY



- One handle kitchen tap
- Niederdruck
- Swivel spout
- Pull-out shower 1 function
- Anti-scale aerator
- 3/8" flexible inlet pipes



COLOR

Chrome

Ref. 116020002 | EAN: 8434778003178

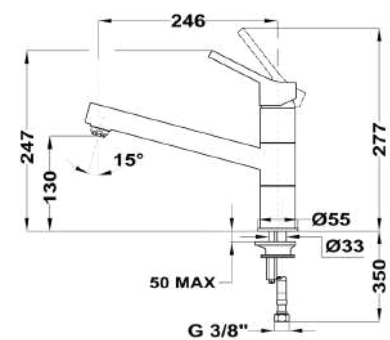


NEW

INN 913
EASY



- One handle kitchen tap
- Niederdruck
- Swivel spout
- Anti-scale aerator
- 3/8" flexible inlet pipes



COLOR

Chrome

Ref. 116030015 | EAN: 8434778003086

KITCHEN TAPS



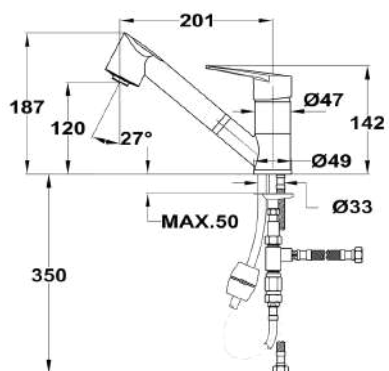
NEW

MTN 979

EASY



- One handle kitchen tap
- Niederdruck
- Swivel spout
- Pull-out shower 2 functions
- 40mm cartridge
- Anti-scale aerator
- 3/8" flexible inlet pipes



COLOR

■ **Chrome**

Ref. 116040001 | EAN: 8434778003161



BAMBOO CUTTING BOARD

- Table cutting bamboo

COLOR

 Brown metallic effect

Ref. 40199236 | EAN: 8421152143667



SOAP DISPENSER

- Stainless steel Soap dispenser

COLOR

 Stainless Steel

Ref. 115890012 | EAN: 8434778004786



UNIVERSAL DISPENSER SOAP

- Universal soap dispenser
- Capacity: 350 ml.
- Standard installation hole: Ø 35 mm.
- maximum worktop height: 20 mm.

COLOR

 Stainless Steel

Ref. 115890011 | EAN: 8434778004779



UNIVERSAL INOX COLANDER

- Universal stainless steel colander
- 420x200x74 R15

COLOR

 Stainless Steel

Ref. 40199072 | EAN: 8421152144237




BASKET VALVE DECORATIVE LID

- Decorative cover for 3 $\frac{1}{2}$ valve underseat
- Stainless steel

COLOR

 Stainless Steel

Ref. 40199510 | EAN: 8421152113806



NEW

MAESTRO KIT VS/CP COLOR

- Frontal Panel
- Urban Colors Edition

COLOR

 Glass Black

Ref. 111890002 | EAN: 8434778008487



NEW

MAESTRO KIT VS/CP COLOR

- Frontal Panel
- Urban Colors Edition

COLOR



Glass White

Ref. 111890003 | EAN: 8434778008494



NEW

MAESTRO KIT VS/CP COLOR

- Frontal Panel
- Urban Colors Edition

COLOR



Glass Stone Grey

Ref. 111890004 | EAN: 8434778008500



NEW

MAESTRO KIT VS/CP COLOR

- Frontal Panel
- Urban Colors Edition

COLOR



Glass Steam Grey

Ref. 111890005 | EAN: 8434778008517



NEW

MAESTRO KIT VS/CP COLOR

- Frontal Panel
- Urban Colors Edition

COLOR



Glass London brick brown

Ref. 111890006 | EAN: 8434778008524



1C SPACE-SAVING SET

- Set of connections for part sink
- Optimizes the space under the sink

COLOR



Grey

Ref. 61001097 | EAN: 8421152713013



2C SPACE-SAVING SET

- Connection set for two-part sink
- Optimizes the space under the sink

COLOR
























White

Ref. 61001104 | EAN: 8421152714881

KEY TO ICONS

OVENS








-  32L Capacity
-  38L Capacity
-  40L Capacity
-  41L Capacity
-  44L Capacity
-  48L Capacity
-  70L Capacity
-  72L Capacity
-  76L Capacity
-  77L Capacity
-  DualClean Cleaning system
-  Full Extension Telescopic Guide
-  HydroClean
-  MultiCook Included
-  Plus Extension Telescopic Guide
-  Pyrolysis
-  SoftClose
-  SurroundTemp
-  A Energy Class
-  A+ Energy Class
-  A++ Energy Class

 A+++ Energy Class

MICROWAVES

-  18L Capacity
-  20L Capacity
-  22L Capacity
-  Ceramic base
-  Defrost By Time
-  Defrost By Weight
-  Direct Access Menu
-  Electronic Door Opening
-  A Energy Class
-  A+ Energy Class
-  A++ Energy Class
-  A+++ Energy Class

HOBBS

-  Auto ignition
-  Autolock
-  Easy Installation
-  ExactFlame
-  Flex
-  MultiSlider
-  Power

 Power Plus








 Slider

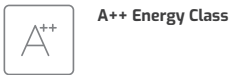
 Syncro function

HOODS


-  LED light bar
-  PERFECTA-4
-  Perimeter extraction
-  Remote Control
-  Silent Eco Power
-  Stop Delay Timer
-  A Energy Class
-  A+ Energy Class
-  A++ Energy Class
-  A+++ Energy Class

DISHWASHERS

-  Eco Function
-  Half Load
-  Third Cutlery Tray
-  Third Sprayer
-  Eco Function
-  A Energy Class
-  A+ Energy Class



A++ Energy Class



A+++ Energy Class



Eco Function

COLD LINE



Eco Function



Bar On Door



Easy 90



Eco Function



Fresh Box



Full No Frost



Gourmet Box



IonClean Technology



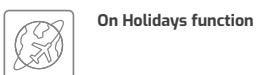
LED



LongLife No Frost



Motor inverter



On Holidays function




Vitacare Box



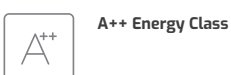
Zero Box



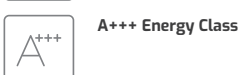
A Energy Class



A+ Energy Class



A++ Energy Class



A+++ Energy Class



Eco Function

LAUNDRY



Fingerprint Proof



Hand Wash



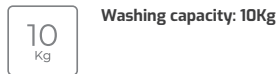
My Cycle




Quick Cycle



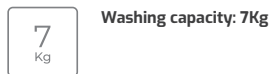
SoftCare Drum



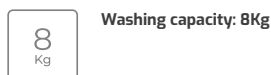
Washing capacity: 10Kg



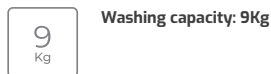
Washing capacity: 6Kg




Washing capacity: 7Kg



Washing capacity: 8Kg




Washing capacity: 9Kg



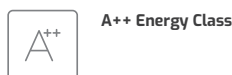
Woolmark Certificate




A Energy Class



A+ Energy Class



A++ Energy Class

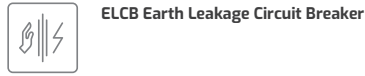


A+++ Energy Class

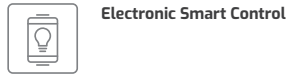
WATER HEATERS



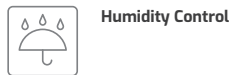
Dry Heating Protection



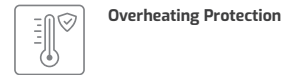
ELCB Earth Leakage Circuit Breaker



Electronic Smart Control



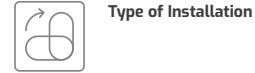
Humidity Control



Overheating Protection



Slim heater



Type of Installation



INOX 18/10

TAPS



Anti-Scale Aerator



High Resistance



Pull Down Shower



Pull Out Shower



Purifier Filter



Easy Clean