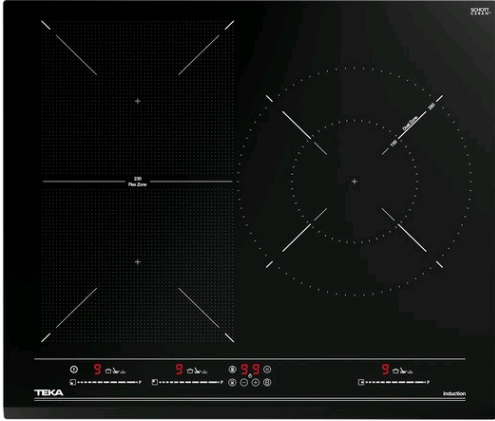




# IZF 65320 BK MSP 60cm Flex Induction Hob with Direct Functions



MultiSlider



Autolock



Power



Power Plus



Easy  
installation



Flex

**DESCRIPTION**

60cm Flex Induction Hob with Direct Functions

**LIFE STYLE**

Maestro

**COLOURS**



**REFERENCE**

REF. 112510015  
EAN. 8434778011630



**TEKA**

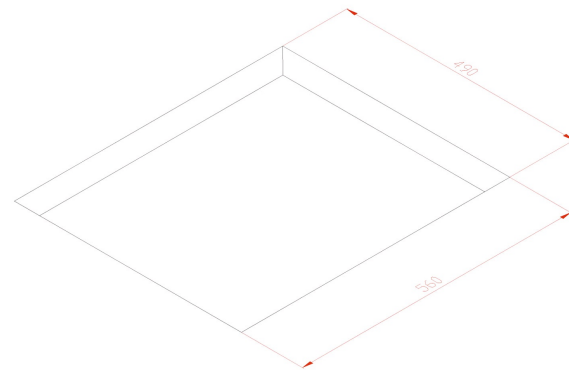
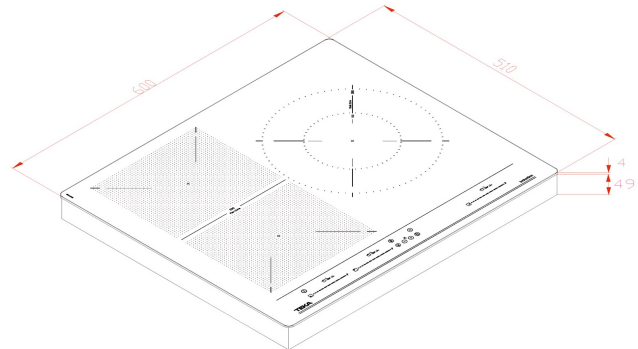
**IZF 65320 BK MSP**

## **FEATURES**

FLEX Induction hob  
Touch control MultiSlider  
Cooking timer  
4 cooking combinations:  
1 induction Ø 150/280 mm  
2 induction Ø 230 X 189 mm or 1 Flex zone Ø 230 X 378 mm  
Special cooking functions: KeepWarm, Simmering & Melting  
Power Plus function  
Stop & Go function  
Residual heat indicators  
Fast-Click easy installation  
Maximum nominal power : 8.000 W



**IZF 65320 BK MSP**



## DIMENSIONS

**Product height (mm):** 53  
**Product width (mm):** 600  
**Product depth (mm):** 510  
**Product length (mm):**  
**Net weight (Kg):** 10,7

## TECH SPECS

### FITTING MEASURES

**Built-in Width (mm):** 560  
**Built-in Depth (mm):** 490  
**Built-in Height (mm):** 49

### PARTICULAR CHARACTERISTICS

**Number of electric power levels:** 9  
**Simmering:** Yes  
**Melting:** Yes  
**Keeping warm:** Yes  
**Power management function:** Yes

### ELECTRIC CONNECTION

**Frequency (Hz):** 50/60  
**Power rate (V):** 220-240  
**Cable Connection Length (cm):** 110  
**Maximum Nominal Power (W) (Electric hob):** 7200

### COOKING ZONES

**Cooking Zones:** 3  
**Left rear cooking zone - Diameter (mm):** 230 X 188

**Left rear cooking zone - Type:** Flex Zone  
**Left front cooking zone - Diameter (mm):** 230 X 188  
**Left front cooking zone - Type:** Flex Zone  
**Right center cooking zone - Diameter (mm):** 150/280  
**Right center cooking zone - Type:** Double Zone

## SECURITY SYSTEM

**Residual heat indicator (Gas):** Yes  
**Residual heat indicator (Electric hob):** Yes  
**Automatic safety disconnection (Auto Lock) (Electric hob):** Yes  
**Child lock:** Yes

## FINISH

**Surface finishing:** Front bevelled glass  
**Surface type:** Ceramic Glass (4mm)  
**Easy installation system:** Yes

## ACCESSORIES

**Junction Kit:** Optional  
**Teppan Yaki:** Optional

